



US00D622728S

(12) **United States Design Patent**
Wun et al.

(10) **Patent No.:** **US D622,728 S**

(45) **Date of Patent:** **** Aug. 31, 2010**

(54) **KEYBOARD FOR A HAND-HELD ELECTRONIC DEVICE**

(75) Inventors: **Archer Chi Kwong Wun**, North York (CA); **Kwok Ching Leung**, Richmond Hill (CA); **Todd Andrew Wood**, Guelph (CA)

(73) Assignee: **Research In Motion Limited**, Waterloo (CA)

(**) Term: **14 Years**

(21) Appl. No.: **29/338,161**

(22) Filed: **Jun. 5, 2009**

Related U.S. Application Data

(63) Continuation of application No. 29/303,720, filed on Feb. 15, 2008, now Pat. No. Des. 596,600.

(51) **LOC (9) Cl.** **14-02**

(52) **U.S. Cl.** **D14/455**

(58) **Field of Classification Search** D14/454, D14/455, 456, 315, 320, 331, 333, 334, 338, D14/339, 341, 342, 343, 344, 345, 346, 347, D14/387, 390, 391, 392, 393, 394, 395, 396, D14/397, 398, 399, 400, 401, 406, 429, 432, D14/439, 457, 460, 461, 247, 150, 218, 900, D14/901, 902, 137, 138 R, 138 AA, 138 AB, D14/138 AC, 138 AD, 138 C, 138 G; D21/333, D21/329, 331; D18/1, 2, 7, 52, 25, 29; D13/138, D13/171; 400/88, 109, 110, 111, 484, 485, 400/486, 487, 488, 490, 492, 493, 494, 496, 400/904; 345/168, 169, 170, 171; 455/556.1, 455/556.2; D20/11, 22, 27

See application file for complete search history.

(56) **References Cited**

U.S. PATENT DOCUMENTS

D550,186 S *	9/2007	Rak	D14/138 AA
D559,842 S *	1/2008	Dombrowski et al.	D14/247
D567,785 S *	4/2008	Lee et al.	D14/138 AB
D585,414 S *	1/2009	Kim et al.	D14/138 AA
D591,743 S *	5/2009	Corley et al.	D14/346
D593,569 S *	6/2009	Wun et al.	D14/455
D594,869 S *	6/2009	Rak et al.	D14/455
D595,724 S *	7/2009	Corley et al.	D14/455
D596,600 S *	7/2009	Wun et al.	D14/138 AB
D598,877 S *	8/2009	Griffin et al.	D14/138 AD
D602,018 S *	10/2009	Griffin et al.	D14/346
D610,141 S *	2/2010	Griffin et al.	D14/346
D612,351 S *	3/2010	Leung et al.	D14/138 AB

* cited by examiner

Primary Examiner—Angela J Lee

(57) **CLAIM**

We claim the ornamental design for a keyboard for a hand-held electronic device, as shown and described.

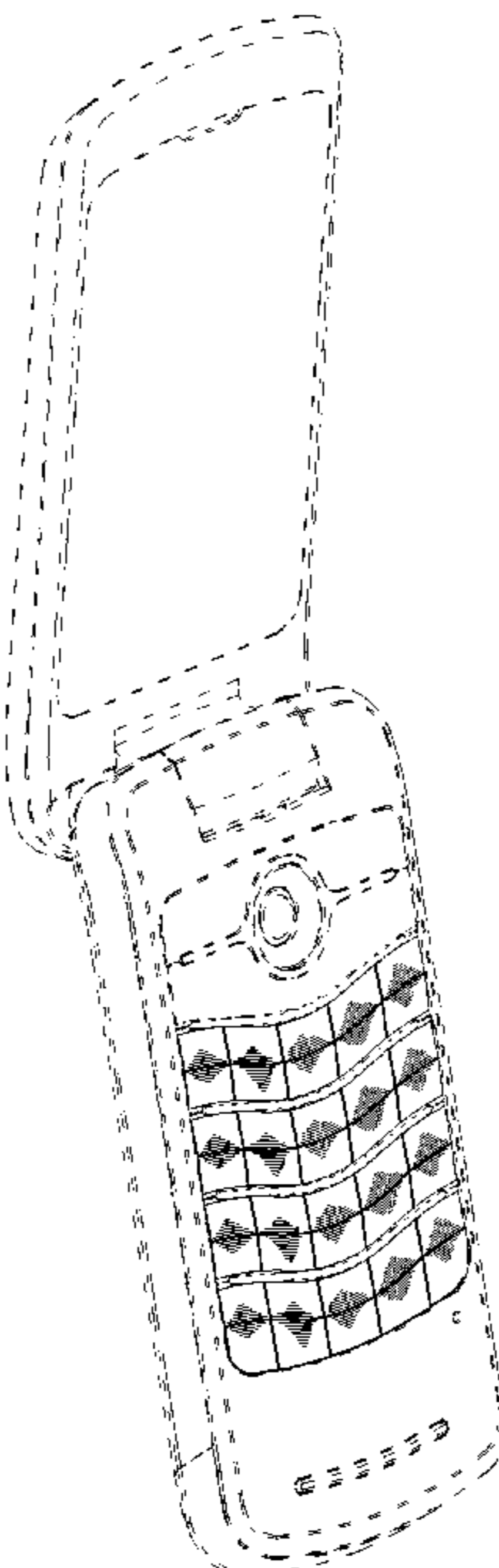
DESCRIPTION

FIG. 1 is a front perspective view of a keyboard for a hand-held electronic device; and,

FIG. 2 is a front elevational view of the keyboard.

The broken lines shown in the drawings of the keyboard for a hand-held electronic device are for the purpose of illustrating portions of the article and form no part of the claimed design.

1 Claim, 2 Drawing Sheets



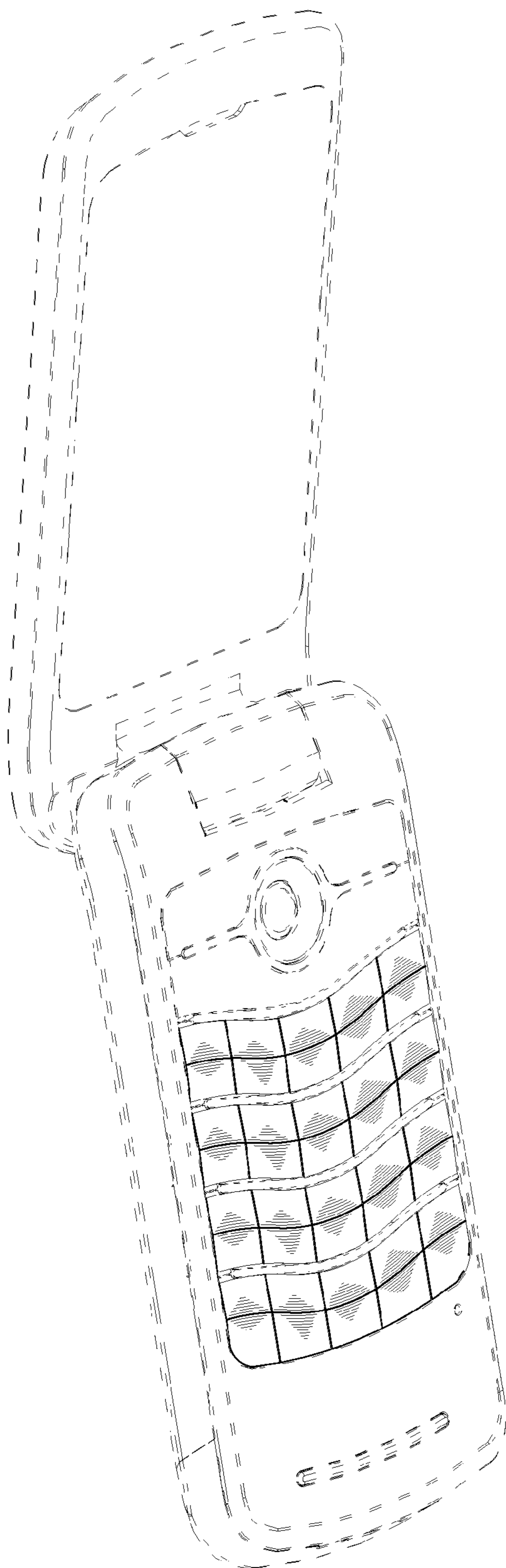


FIG.1

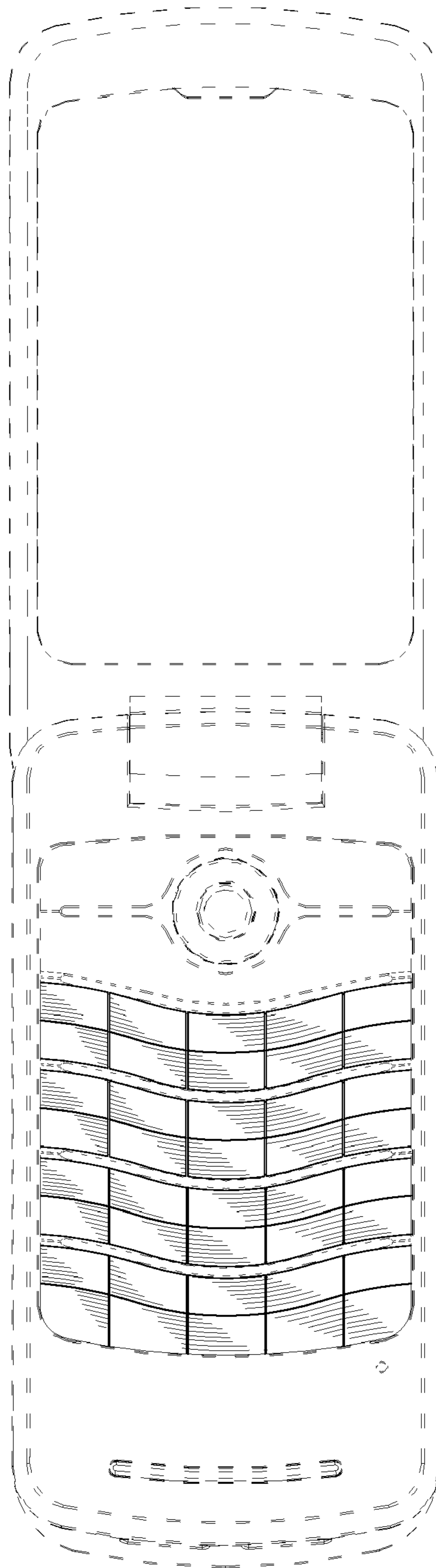


FIG. 2