



US00D622721S

(12) **United States Design Patent**
Wood et al.

(10) **Patent No.:** **US D622,721 S**

(45) **Date of Patent:** **** *Aug. 31, 2010**

(54) **HANDHELD ELECTRONIC DEVICE**

(75) Inventors: **Todd Andrew Wood**, Guelph (CA);
Cortez Corley, Waterloo (CA); **Roman Peter Rak**, Waterloo (CA)

(73) Assignee: **Research in Motion Limited**, Waterloo (CA)

(*) Notice: This patent is subject to a terminal disclaimer.

(**) Term: **14 Years**

(21) Appl. No.: **29/336,061**

(22) Filed: **Apr. 28, 2009**

(51) **LOC (9) Cl.** **14-02**

(52) **U.S. Cl.** **D14/341**

(58) **Field of Classification Search** D14/341–347, D14/137, 138, 138.1, 138 AA, 138 R, 138 AB, D14/138 AC, 138 AD, 138 C, 138 G, 496, D14/203.1, 203.3, 203.4, 203.5, 203.6, 203.7, D14/426, 427, 428, 432, 429, 129, 130, 420, D14/439–441, 448, 125, 147, 156, 218, 247–248, D14/250, 389; D10/65, 104; D18/6–7; D21/29, D21/686, 33, 324, 329, 330; D6/596, 601, D6/605; D19/60; 455/556.1, 556.2, 566, 455/575.1, 575.3, 575.4, 90.3, 6.1; 379/433.04, 379/433.07, 433.11, 433.12, 433.13, 910, 379/916, 433.01, 433.06; 345/169, 901, 345/905; 348/169; 361/814; 341/122; 346/173
See application file for complete search history.

(56) **References Cited**

U.S. PATENT DOCUMENTS

D514,590 S * 2/2006 Naruki D14/203.3
D541,272 S * 4/2007 Wang D14/356
D568,286 S * 5/2008 Suk et al. D14/138 G
D578,098 S * 10/2008 Oh D14/138 AD
D579,437 S * 10/2008 Yoon D14/138 G
D583,345 S * 12/2008 Kim et al. D14/138 AD
D589,924 S * 4/2009 Jung et al. D14/138 AD
D591,252 S * 4/2009 Kim et al. D14/138 G
D592,168 S * 5/2009 Bai et al. D14/138 G
D592,628 S * 5/2009 Kim et al. D14/138 AD

D593,059 S * 5/2009 Kim et al. D14/138 G
D593,526 S * 6/2009 Tang D14/138 G
D593,551 S * 6/2009 Ferrari et al. D14/341
D593,552 S * 6/2009 Ferrari et al. D14/341
D595,712 S * 7/2009 Guery et al. D14/341
D597,512 S * 8/2009 Kim et al. D14/138 G
D600,690 S * 9/2009 Miyaji D14/341
D601,539 S * 10/2009 Hong D14/138 G
D602,000 S * 10/2009 Oh et al. D14/203.7

* cited by examiner

Primary Examiner—Cathron C Brooks

Assistant Examiner—Barbara Fox

(57) **CLAIM**

We claim the ornamental design for a handheld electronic device, as shown and described.

DESCRIPTION

FIG. 1 is a front perspective view of a handheld electronic device showing the new design;

FIG. 2 is a back perspective view of the handheld electronic device of FIG. 1;

FIG. 3 is a front elevational view thereof;

FIG. 4 is a back elevational view thereof;

FIG. 5 is a right elevational view thereof;

FIG. 6 is a left elevational view thereof;

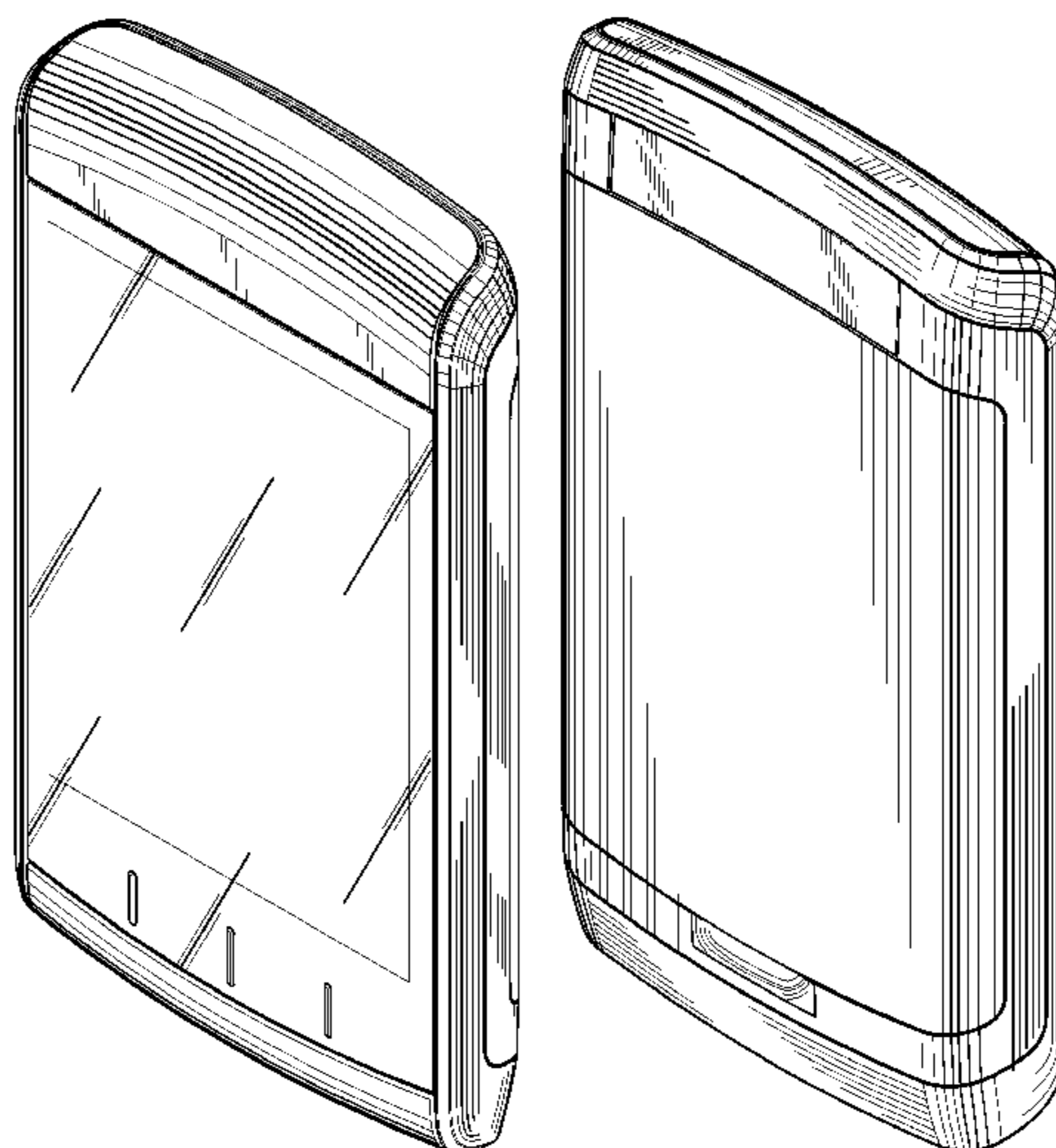
FIG. 7 is a top plan view thereof;

FIG. 8 is a bottom plan view thereof;

FIG. 9 is a front perspective view of an alternate embodiment of the handheld electronic device, the back, right, left, top and bottom views not shown because they are identical to those of Embodiment 1; and,

FIG. 10 is a front perspective view of a further alternate embodiment of the handheld electronic device, the back, right, left, top and bottom views not shown because they are identical to those of Embodiment 1.

1 Claim, 8 Drawing Sheets



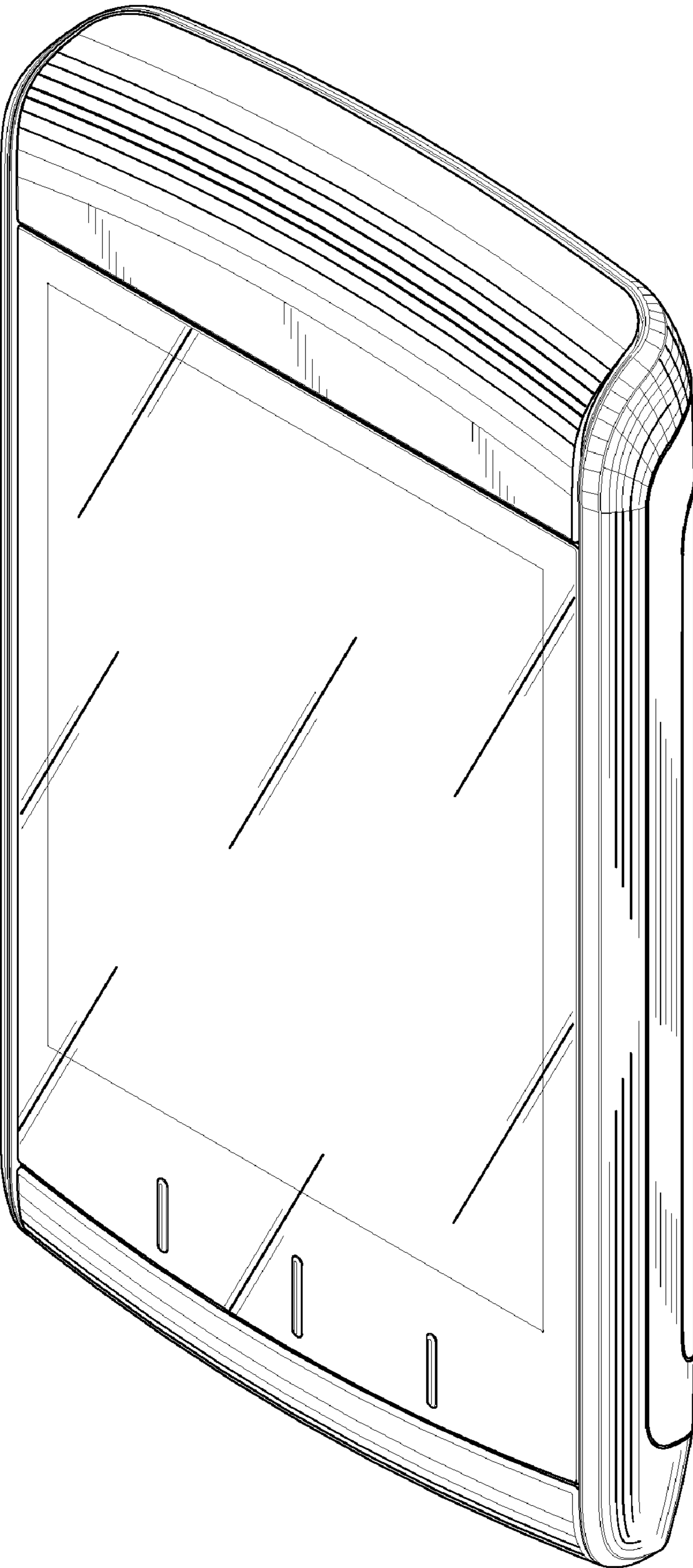


FIG.1




FIG.2

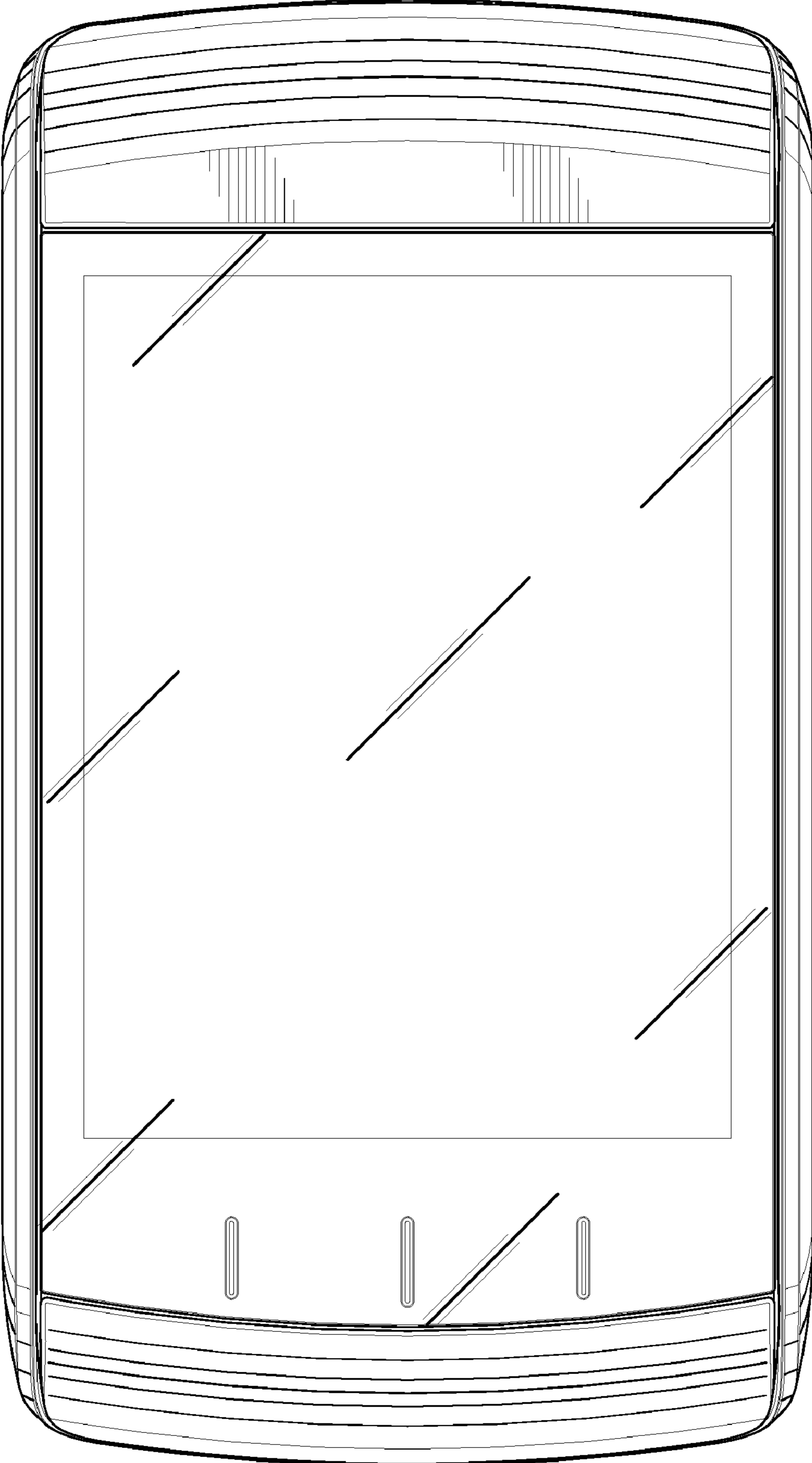


FIG.3




FIG.4




FIG. 5




FIG. 6




FIG. 7




FIG. 8

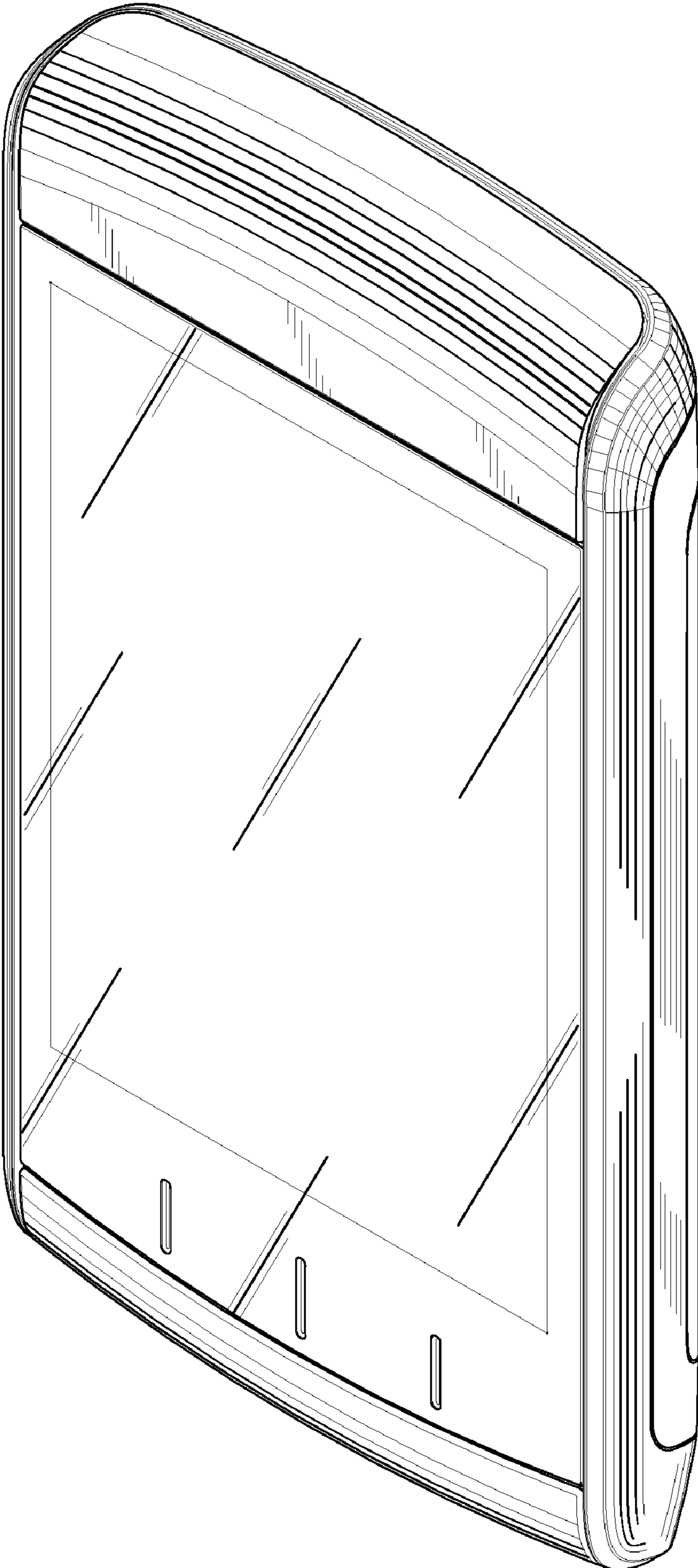


FIG.9

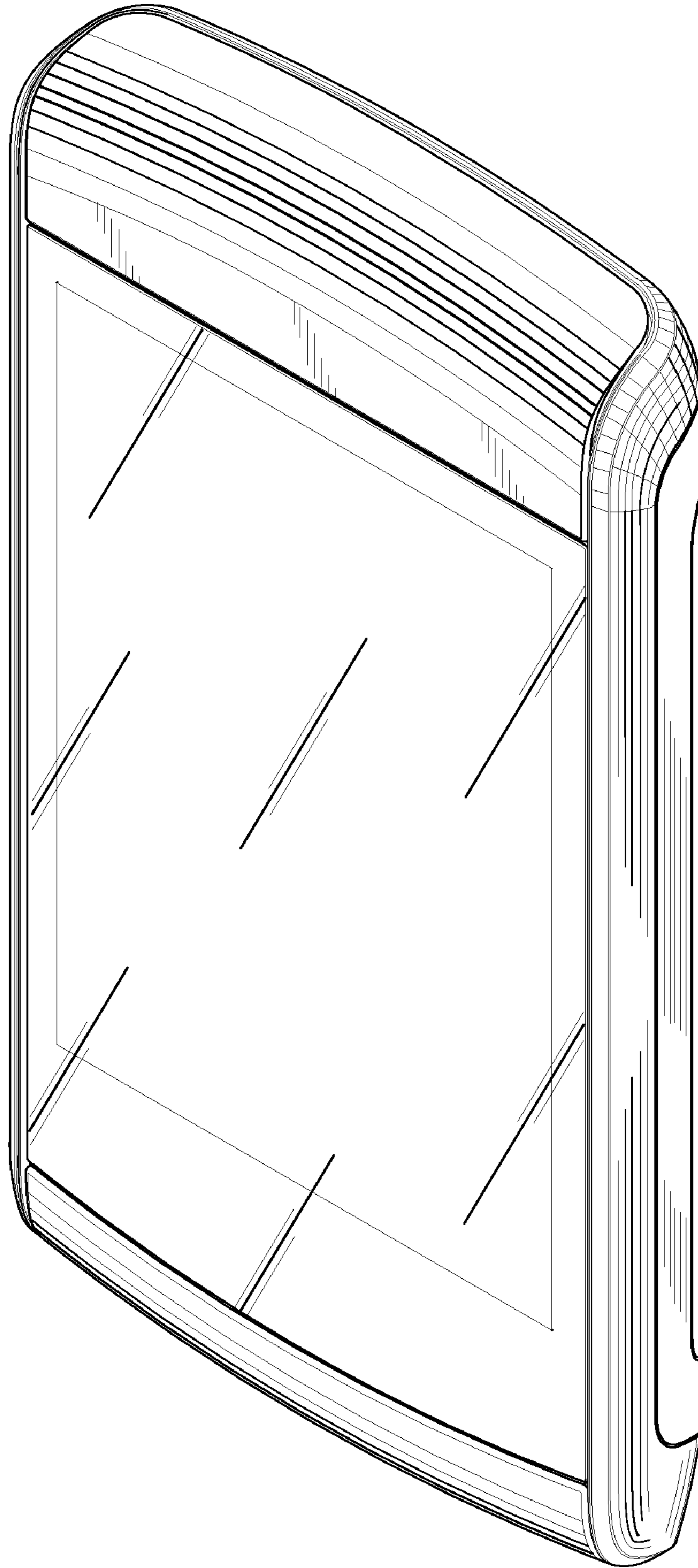


FIG.10