



US00D622713S

(12) **United States Design Patent**  
**Chung et al.**

(10) **Patent No.:** **US D622,713 S**

(45) **Date of Patent:** **\*\* Aug. 31, 2010**

(54) **PORTABLE MODEM**

(75) Inventors: **Won Suk Chung**, Chicago, IL (US);  
**Giles D. McWilliams**, Chicago, IL (US)

(73) Assignee: **Motorola, Inc.**, Schaumburg, IL (US)

(\*\*) Term: **14 Years**

(21) Appl. No.: **29/324,652**

(22) Filed: **Sep. 17, 2008**

(51) **LOC (9) Cl.** ..... **14-01**

(52) **U.S. Cl.** ..... **D14/242**

(58) **Field of Classification Search** ..... D14/137,  
D14/140-140.9, 155, 167, 188, 204, 205,  
D14/207, 210, 215, 218, 230-237, 240, 242,  
D14/302, 314, 132-134, 348-358, 363, 383,  
D14/433, 435.1, 496; D13/149, 184, 137.1-139.8,  
D13/110, 144; 711/100, 115; 361/685, 725,  
361/752; 369/272.1, 273, 75.11; 360/133,  
360/79.01, 97.03; 379/220.01, 221.09, 220.14,  
379/25, 93.09, 93.19, 156, 900, 338-339,  
379/441

See application file for complete search history.

(56) **References Cited**

**U.S. PATENT DOCUMENTS**

D289,872 S \* 5/1987 Nuttall et al. .... D14/351  
D311,728 S \* 10/1990 Yoshitake ..... D14/351  
D334,553 S \* 4/1993 Kobayashi et al. .... D14/242

D474,185 S \* 5/2003 Goto ..... D14/439  
D517,064 S \* 3/2006 Noda et al. .... D14/349  
D517,546 S \* 3/2006 Yamada ..... D14/349  
D563,953 S \* 3/2008 Tosh et al. .... D14/349  
D595,279 S \* 6/2009 Chiba et al. .... D14/240  
D595,280 S \* 6/2009 Chiba et al. .... D14/240

\* cited by examiner

*Primary Examiner*—Ian Simmons  
*Assistant Examiner*—Charles D Hanson

(57) **CLAIM**

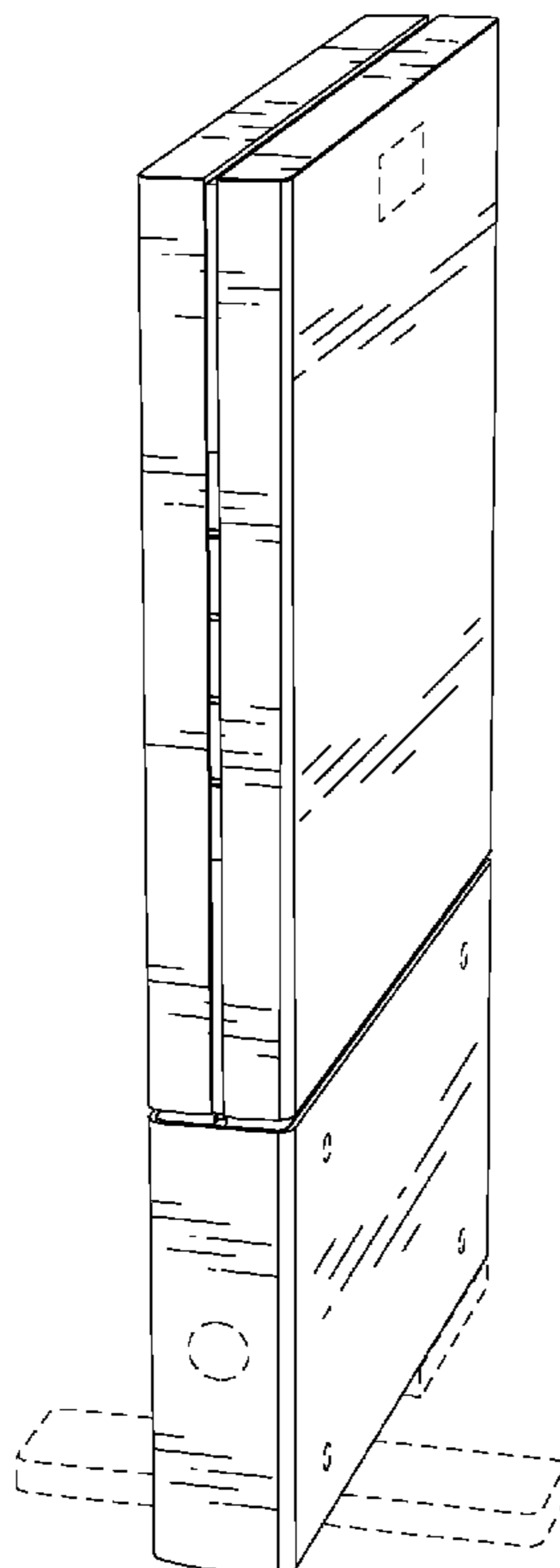
The ornamental design for a portable modem, as shown and described.

**DESCRIPTION**

FIG. 1 is a perspective view of an ornamental design for a portable modem;  
FIG. 2 is a front view thereof;  
FIG. 3 is a rear view thereof;  
FIG. 4 is a first side view thereof;  
FIG. 5 is a second side view thereof;  
FIG. 6 is a top view thereof; and,  
FIG. 7 is a bottom view thereof.

The broken line in FIGS. 1-7 showing environmental structures is for illustrative purposes and forms no part of the claim design.

**1 Claim, 5 Drawing Sheets**



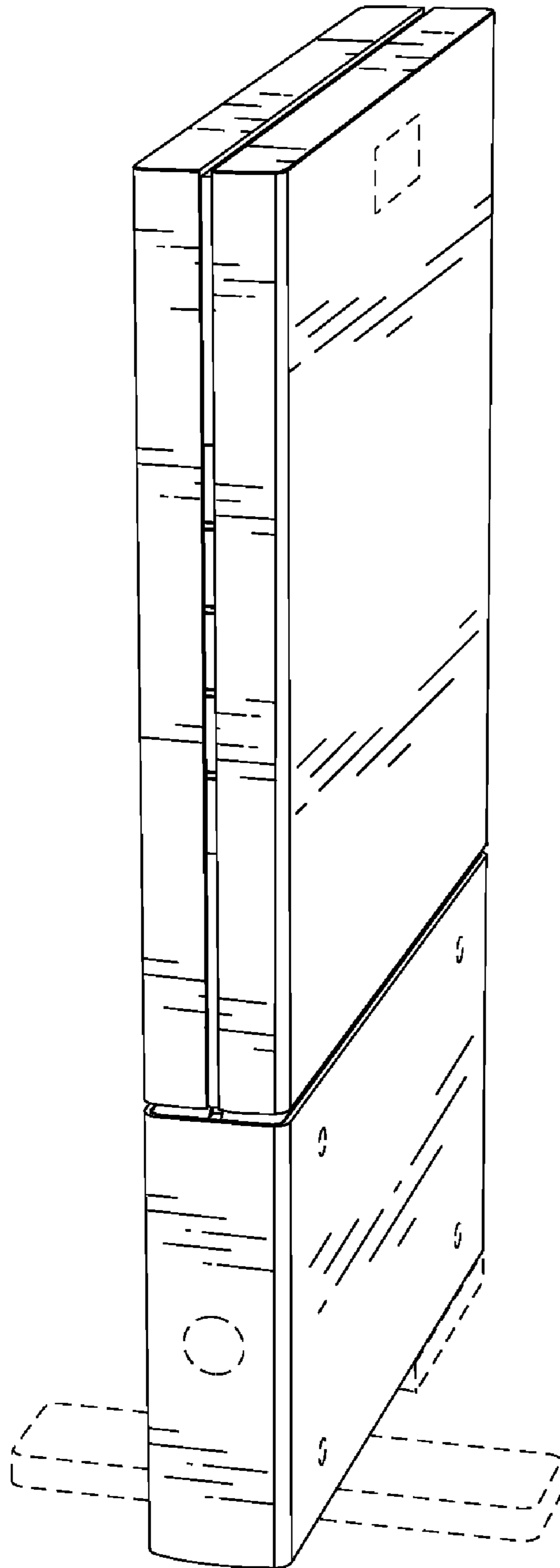


FIG. 1

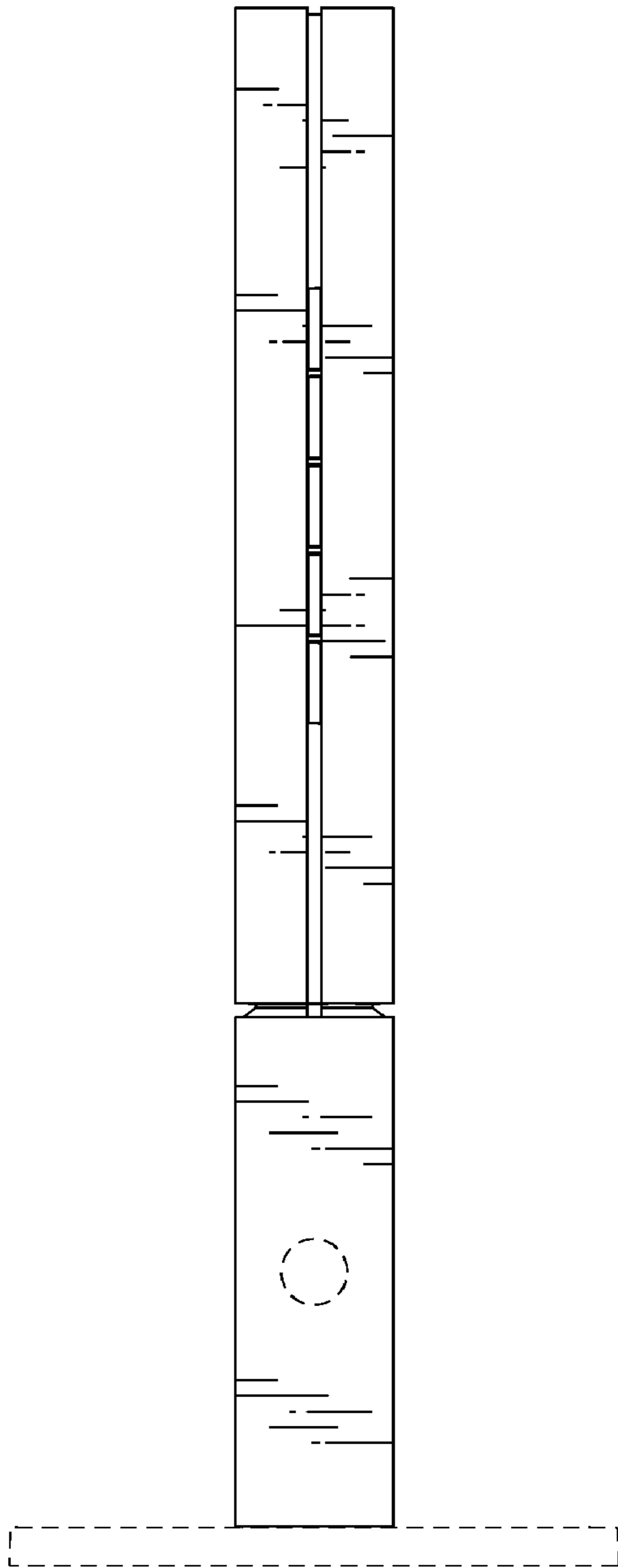


FIG. 2

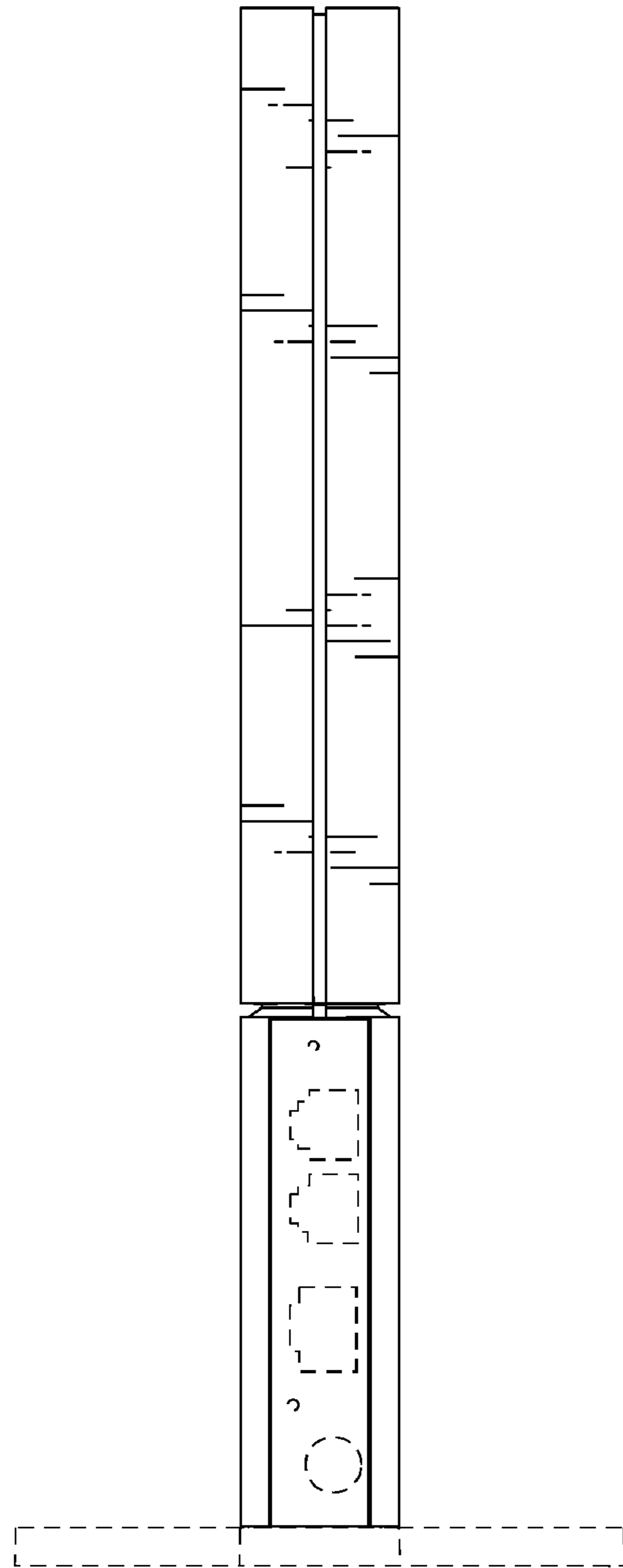


FIG. 3

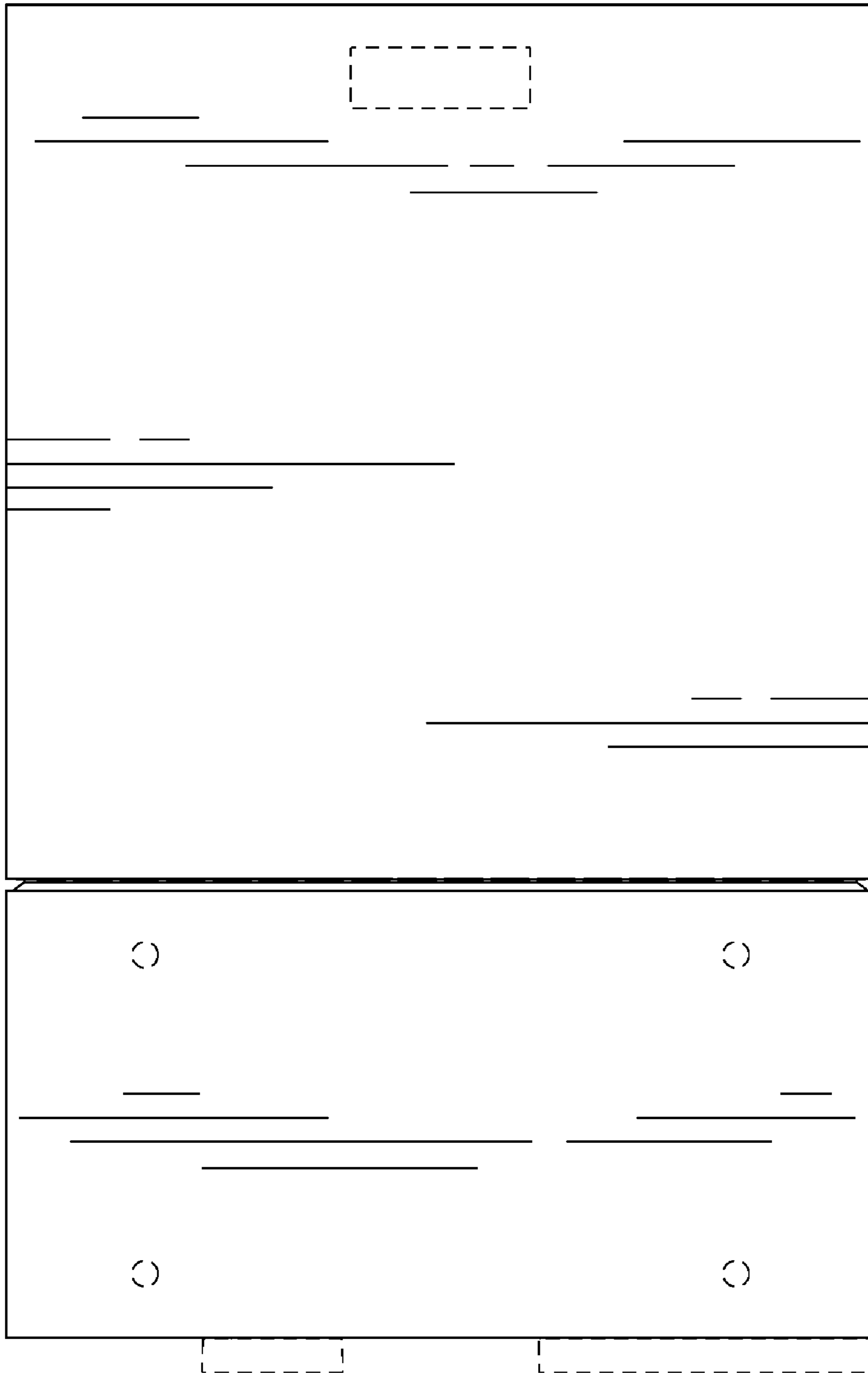


FIG. 4




FIG. 5

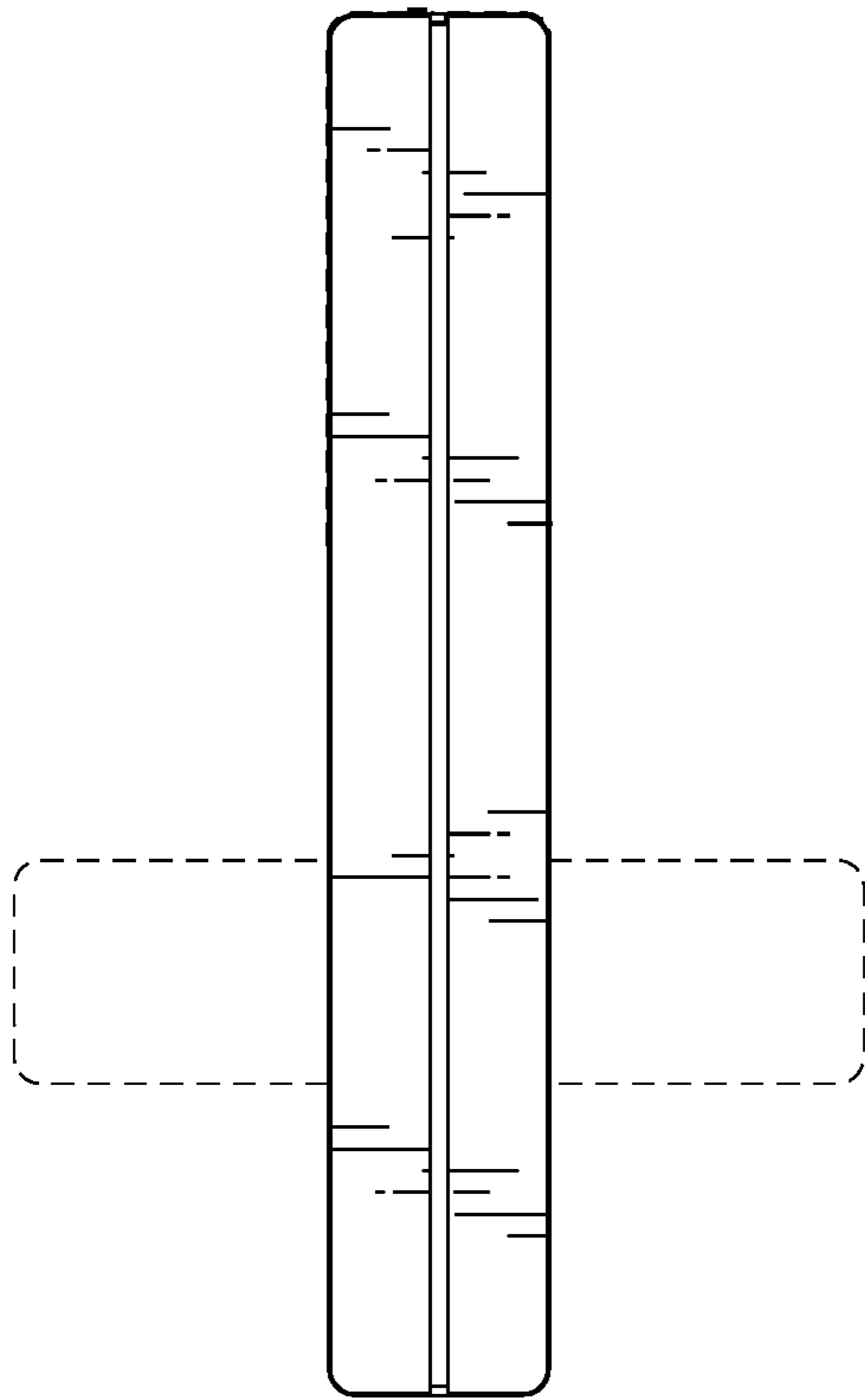


FIG. 6

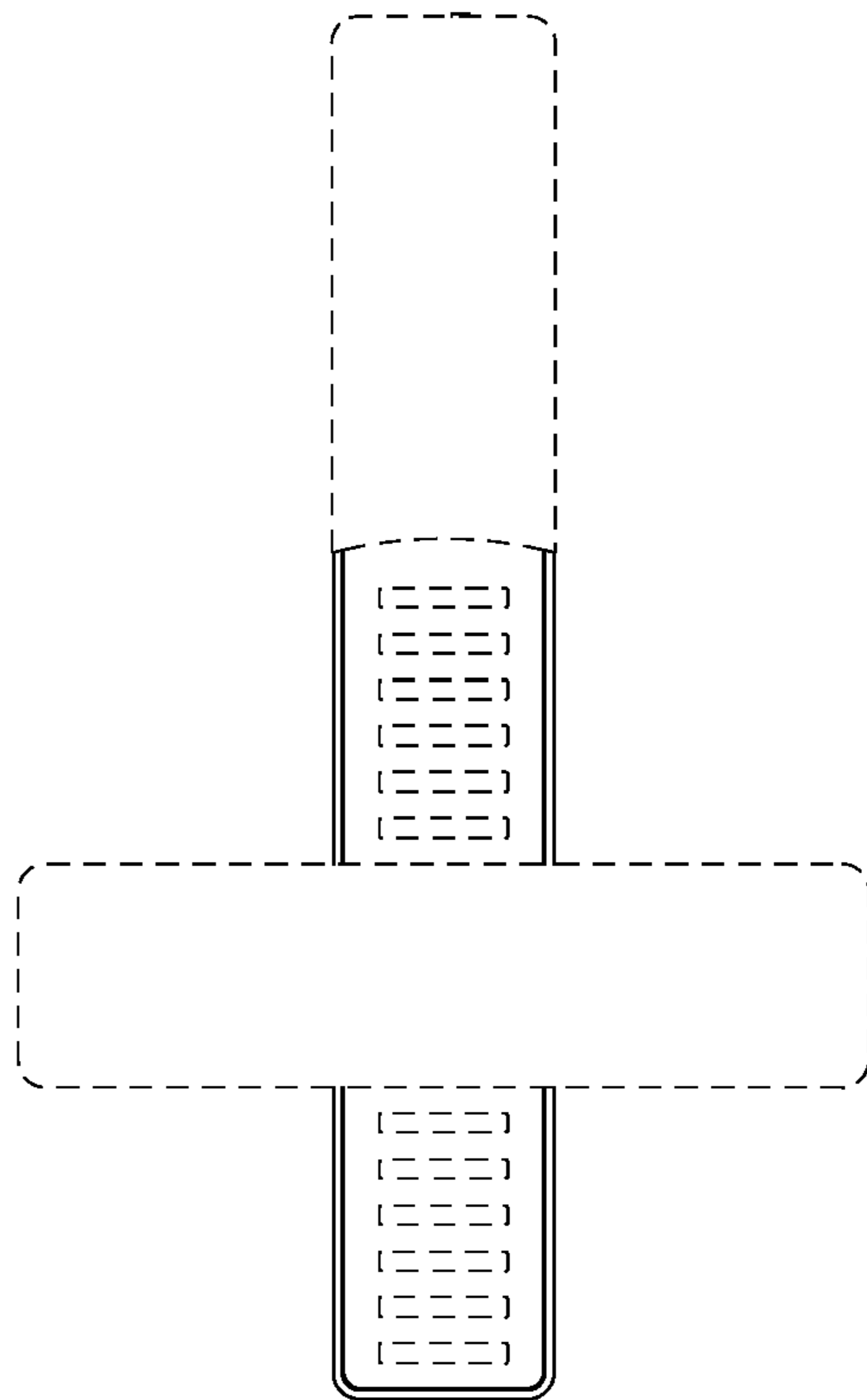


FIG. 7