



US00D622703S

(12) **United States Design Patent**
Cheng Teh et al.

(10) **Patent No.:** **US D622,703 S**

(45) **Date of Patent:** **** Aug. 31, 2010**

(54) **REMOTE CONTROL UNIT**

(75) Inventors: **Liz Siew Cheng Teh**, Singapore (SG);
Michael Held, Mong Kok (HK)

(73) Assignee: **Koninklijke Philips Electronics N.V.**,
Eindhoven (NL)

(**) Term: **14 Years**

(21) Appl. No.: **29/350,084**

(22) Filed: **Nov. 11, 2009**

(51) **LOC (9) Cl.** **14-03**

(52) **U.S. Cl.** **D14/218**

(58) **Field of Classification Search** D14/218,
D14/455; D13/168; D21/566; D10/104,
D10/106; 345/169; 348/14.05, 114, 211.99,
348/734; 340/825.24; 341/22; 455/92, 95,
455/128, 151.1–151.4, 352, 355, FOR. 121;
700/65

See application file for complete search history.

(56) **References Cited**

U.S. PATENT DOCUMENTS

D394,659 S *	5/1998	Biasotti et al.	D14/218
D485,827 S *	1/2004	Olson et al.	D14/218
D497,882 S *	11/2004	Huang	D13/168
D515,072 S *	2/2006	Lee	D14/218
D531,136 S *	10/2006	Schoenert et al.	D13/168
D532,777 S *	11/2006	Yu et al.	D14/218

D532,779 S *	11/2006	Kim et al.	D14/218
D542,281 S *	5/2007	Mabry et al.	D14/218
D543,196 S *	5/2007	Krzyzanowski et al.	D14/218
D546,807 S *	7/2007	Lee	D14/138 AA
D552,086 S *	10/2007	Johnson et al.	D14/217
D580,916 S *	11/2008	Huang	D14/218
D585,052 S *	1/2009	Mamane et al.	D14/218
D595,671 S *	7/2009	Glassman et al.	D13/168
D597,038 S *	7/2009	Glassman et al.	D13/168
D597,082 S *	7/2009	Bang et al.	D14/218
D602,474 S *	10/2009	Hansen et al.	D14/218

* cited by examiner

Primary Examiner—T. Chase Nelson
Assistant Examiner—John Windmuller

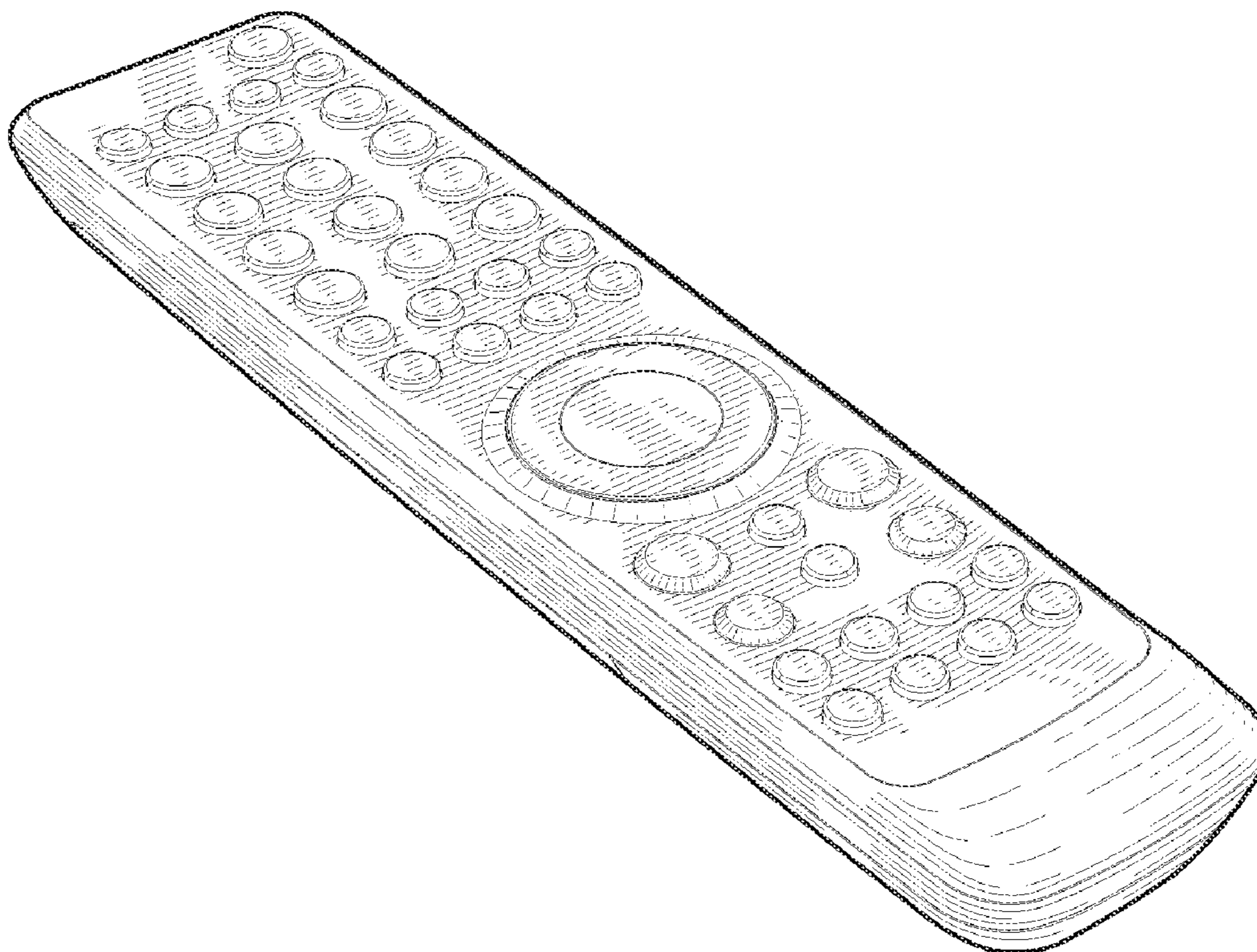
(57) **CLAIM**

The ornamental design for a remote control unit, as shown.

DESCRIPTION

FIG. 1 is a perspective view showing my design;
FIG. 2 is a front elevational view thereof;
FIG. 3 is a rear elevational view thereof;
FIG. 4 is a right side elevational view thereof;
FIG. 5 is a left side elevational view thereof;
FIG. 6 is a top plan view thereof; and,
FIG. 7 is a bottom plan view thereof.

1 Claim, 3 Drawing Sheets



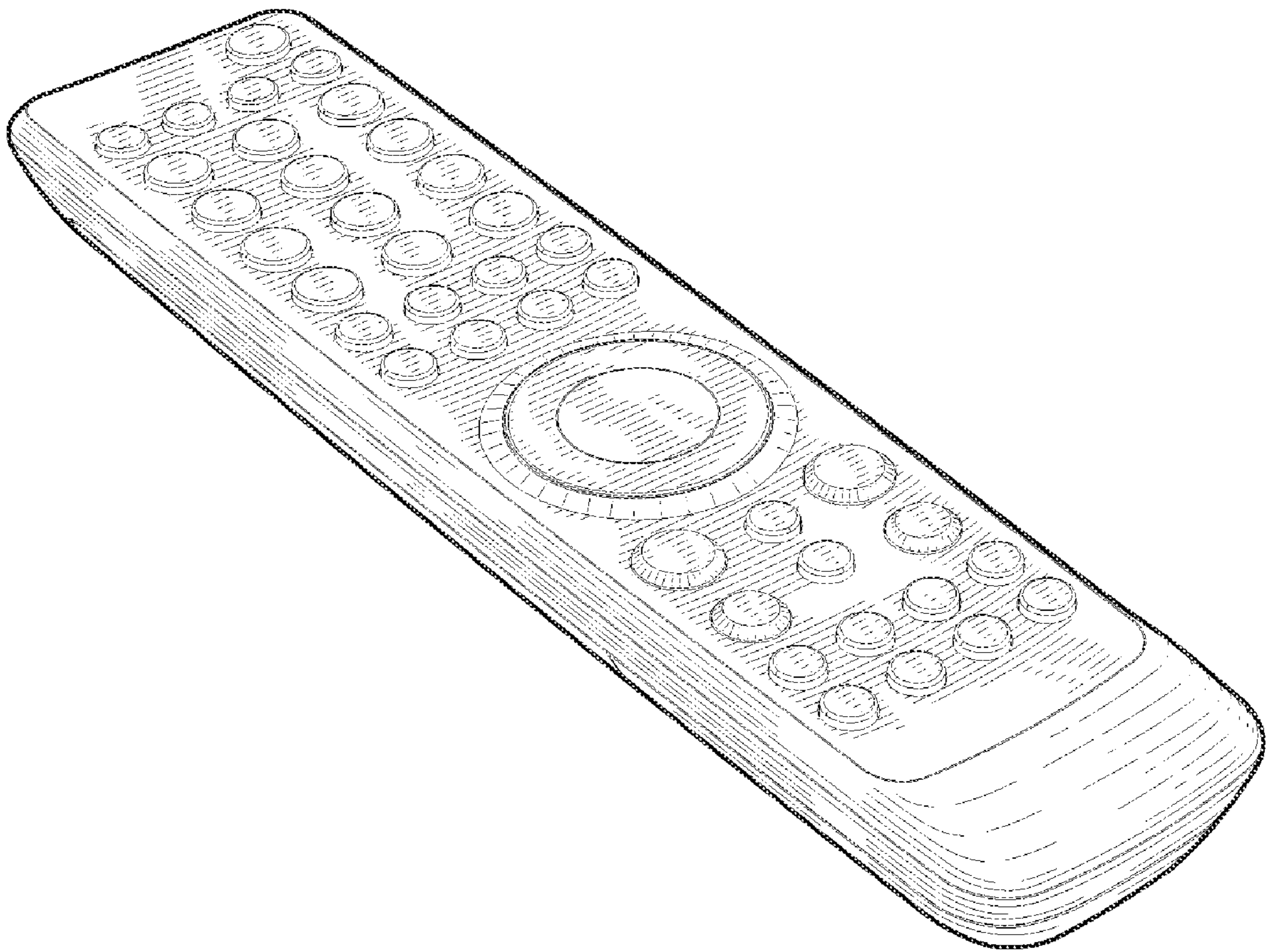


FIG. 1

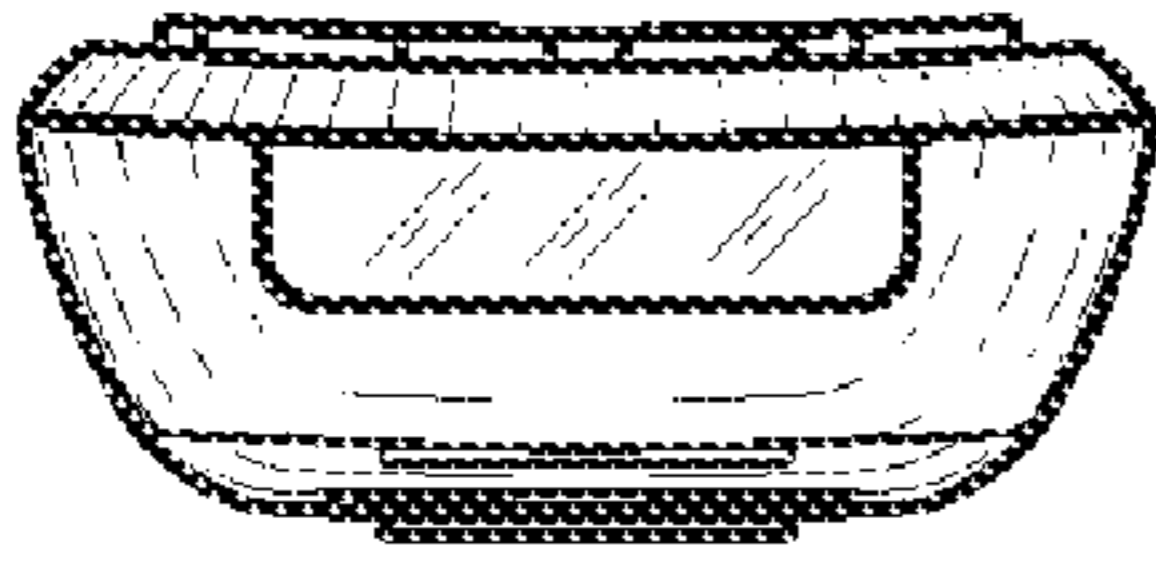


FIG. 2

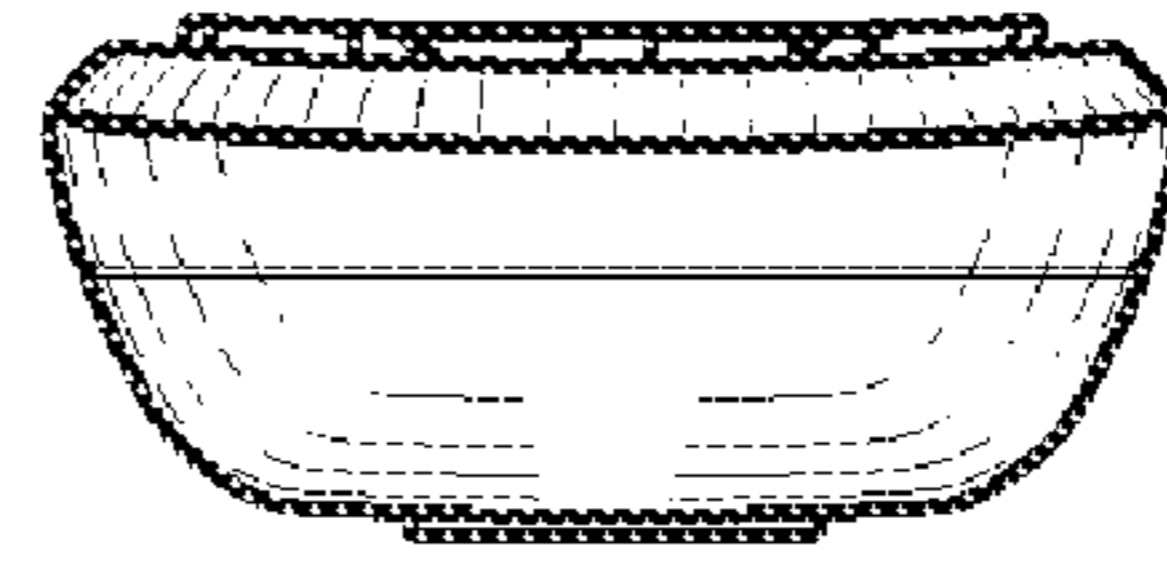


FIG. 3

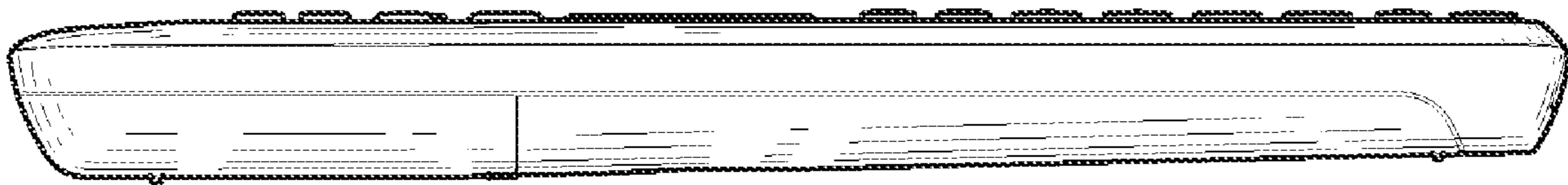


FIG. 4

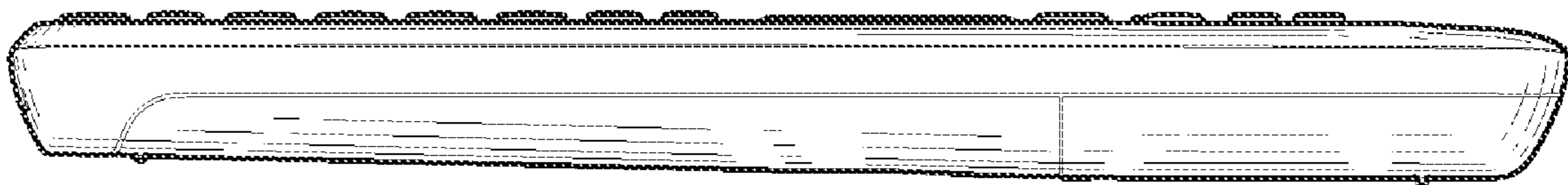


FIG. 5

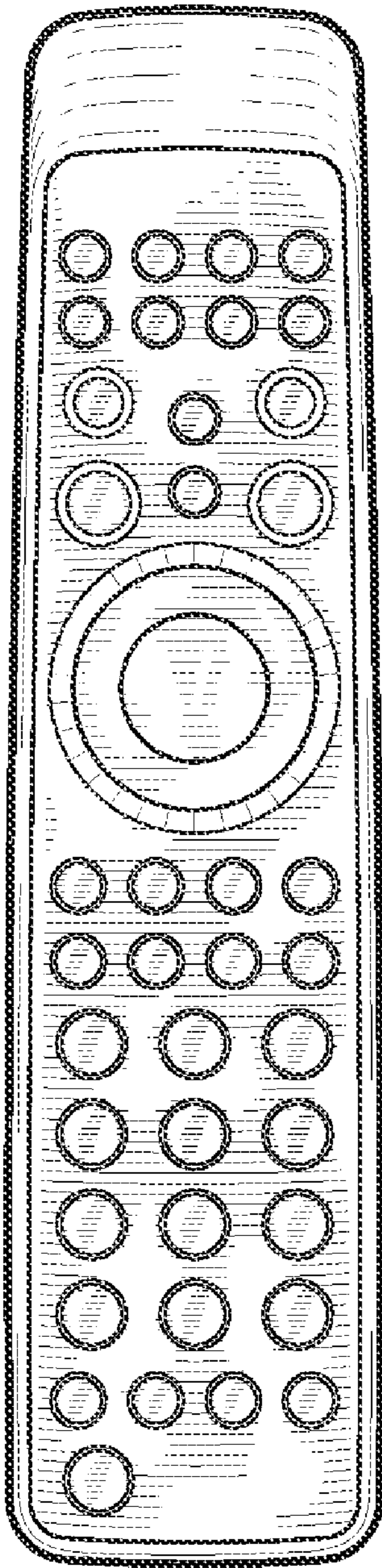


FIG. 6

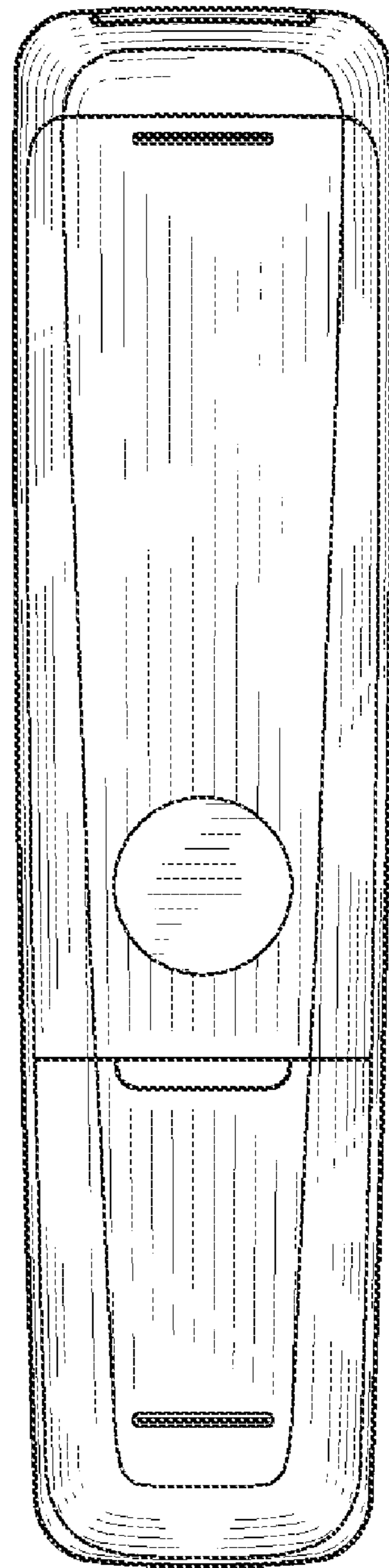


FIG. 7