



US00D622684S

(12) **United States Design Patent**  
**Kim et al.**

(10) **Patent No.:** **US D622,684 S**

(45) **Date of Patent:** **\*\* Aug. 31, 2010**

(54) **TELEVISION**

(75) Inventors: **Hyung Yuel Kim**, Seoul (KR); **Jun Ki Kim**, Seoul (KR); **Sang Gi Kim**, Seoul (KR); **Mi Sun Park**, Seoul (KR)

(73) Assignee: **LG Electronics Inc.**, Seoul (KR)

(\*\*) Term: **14 Years**

(21) Appl. No.: **29/353,808**

(22) Filed: **Jan. 14, 2010**

(30) **Foreign Application Priority Data**

Jul. 29, 2009 (KR) ..... 30-2009-0033674

(51) **LOC (9) Cl.** ..... **14-03**

(52) **U.S. Cl.** ..... **D14/126**

(58) **Field of Classification Search** ..... D14/125-134,  
D14/239, 371, 136, 374-377, 440, 450, 448,  
D14/336, 342; 312/7.2; 348/836, 838, 180,  
348/184, 325, 739; 341/12; 248/917-924,  
248/465; 345/104, 133, 156, 168, 87, 173;  
720/605, 669, 600, 655; 369/99, 197; 455/344,  
455/347; D21/329, 515, 577, 622, 333, 433,  
D21/448, 452, 450, 331; D6/477, 479, 300;  
273/148 B; 446/484, 175, 356; D10/15,  
D10/26

See application file for complete search history.

(56) **References Cited**

**U.S. PATENT DOCUMENTS**

D185,049 S \* 4/1959 Sundberg ..... D14/126

D186,629 S \* 11/1959 Whipple ..... D14/126  
D200,479 S \* 3/1965 McLeod ..... D21/405  
D224,346 S \* 7/1972 Nakamura ..... D14/126  
D230,026 S \* 1/1974 Sims ..... D14/126  
D231,856 S \* 6/1974 Rozman ..... D14/126  
D291,441 S \* 8/1987 Nishiyori et al. .... D14/126  
D308,675 S \* 6/1990 Mikami et al. .... D14/126  
D311,003 S \* 10/1990 Isonaga ..... D14/126

\* cited by examiner

*Primary Examiner*—Raphael Barkai

(74) *Attorney, Agent, or Firm*—Birch, Stewart, Kolasch & Birch, LLP

(57) **CLAIM**

The ornamental design for a television, as shown and described.

**DESCRIPTION**

FIG. 1 is a top, front, perspective view of a television showing our new design;

FIG. 2 is a front view thereof;

FIG. 3 is a rear view thereof;

FIG. 4 is a left side view thereof;

FIG. 5 is a right side view thereof;

FIG. 6 is a top plan view thereof; and,

FIG. 7 is a bottom plan view thereof.

**1 Claim, 6 Drawing Sheets**




FIG. 1




FIG. 2


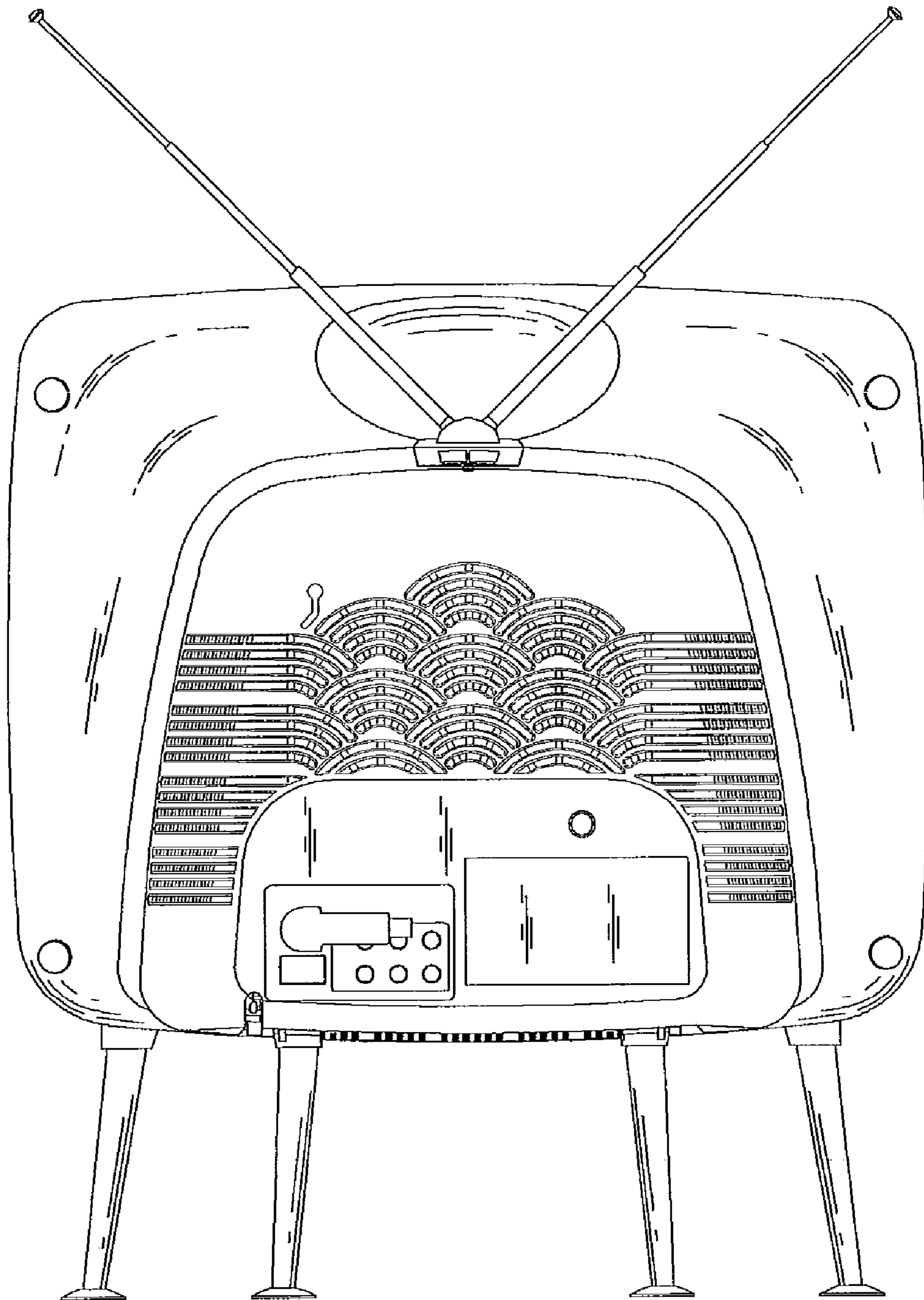


FIG. 3





# FIG. 4

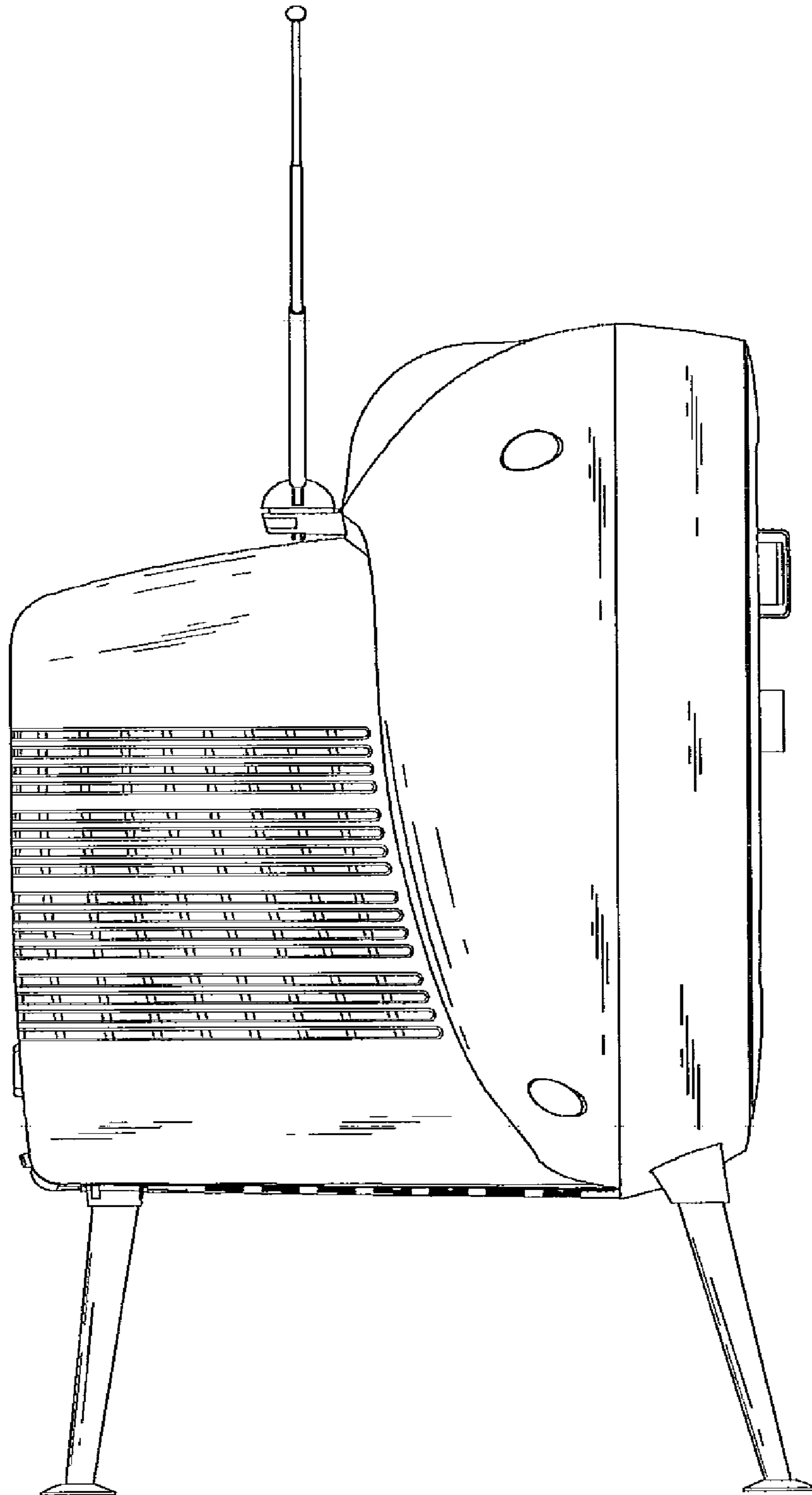


FIG. 5

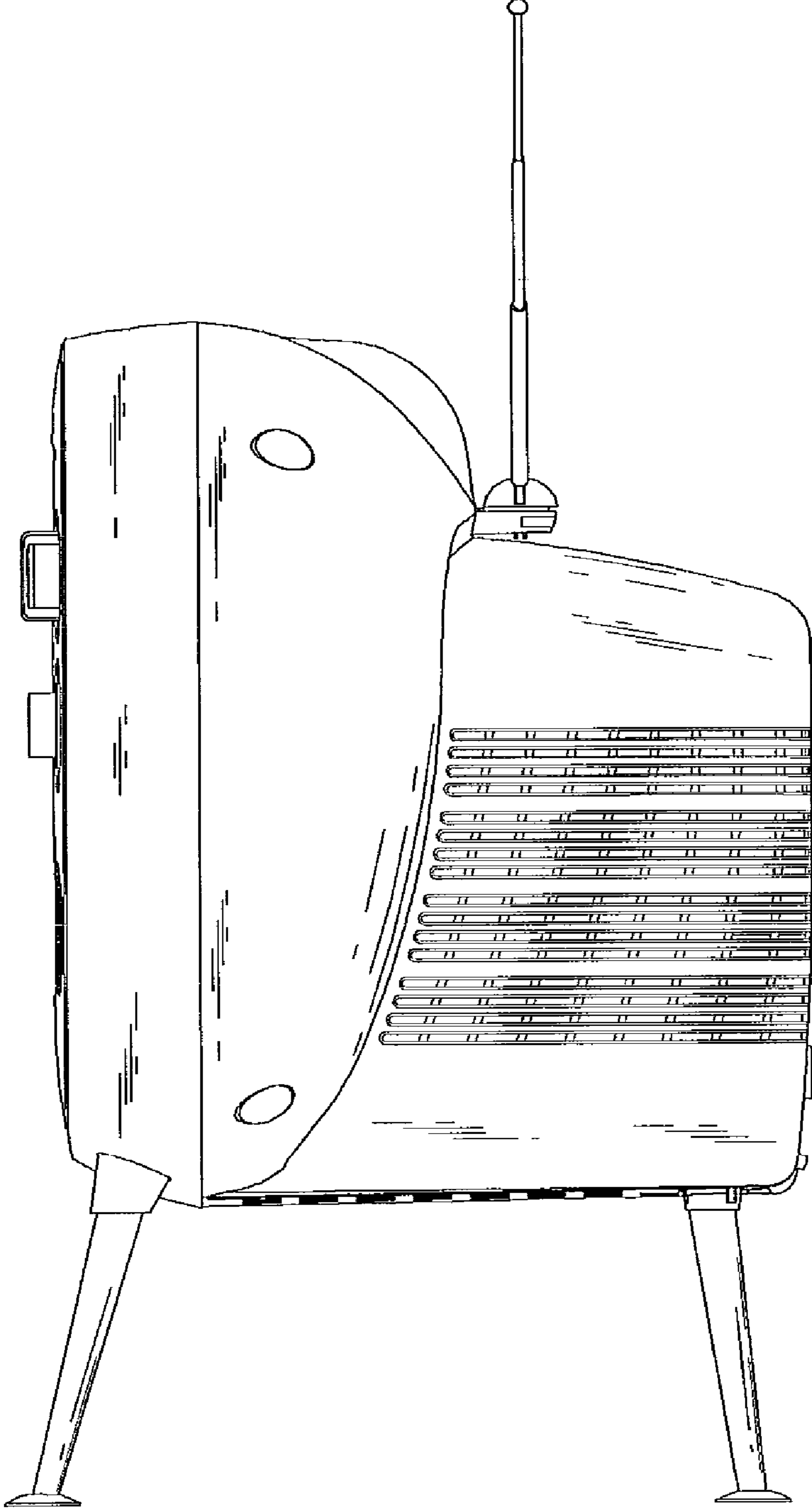


FIG. 6

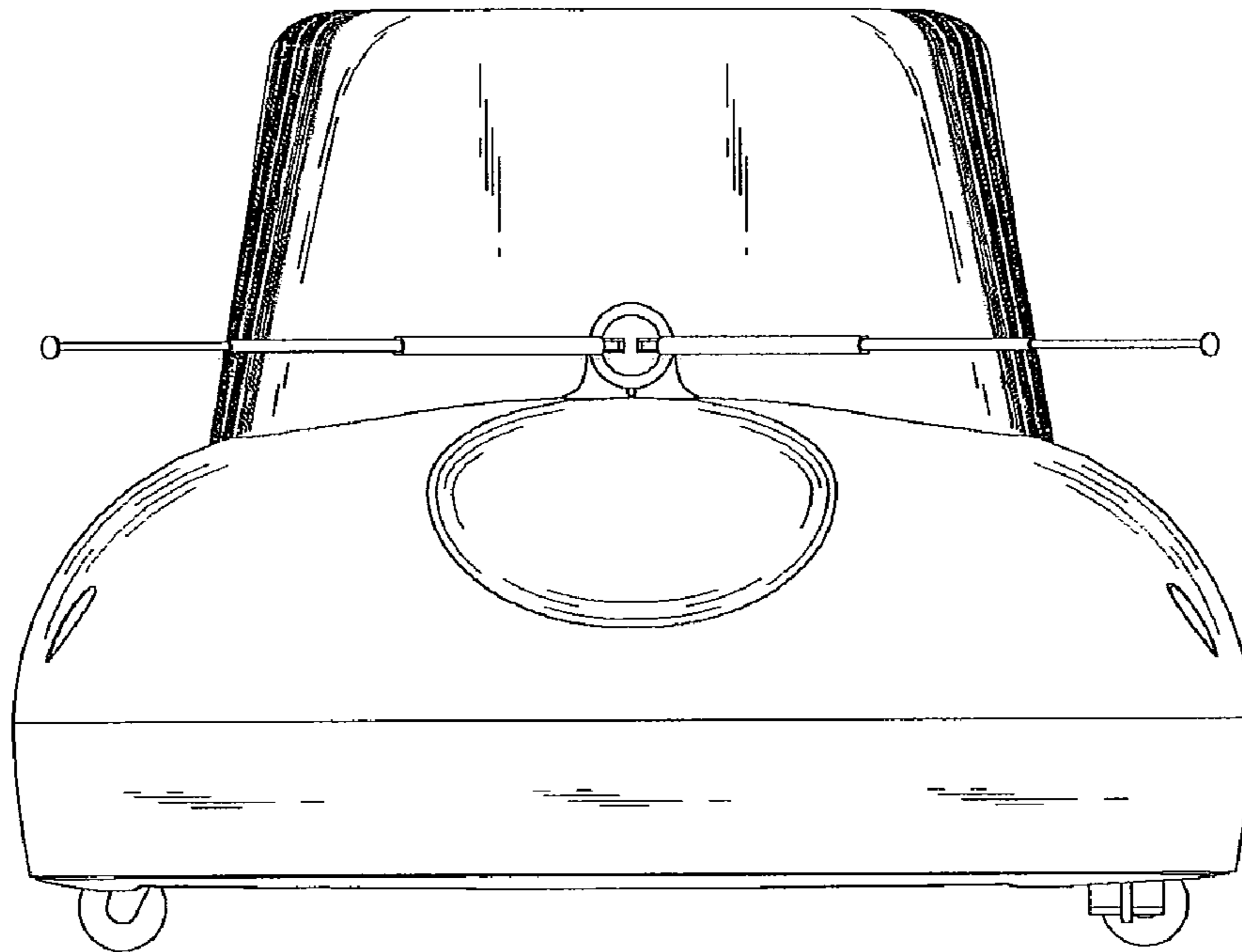


FIG. 7

