



US00D622678S

(12) **United States Design Patent**
Hsieh

(10) **Patent No.:** **US D622,678 S**

(45) **Date of Patent:** **** Aug. 31, 2010**

(54) **LED CARRIER**

(75) Inventor: **Chung-Chuan Hsieh**, Tucheng (TW)

(73) Assignee: **Everlight Electronics Co., Ltd.**,
Tucheng (TW)

(**) Term: **14 Years**

(21) Appl. No.: **29/339,720**

(22) Filed: **Jul. 7, 2009**

(30) **Foreign Application Priority Data**

Feb. 18, 2009 (TW) 98300595

(51) **LOC (9) Cl.** **13-03**

(52) **U.S. Cl.** **D13/180**

(58) **Field of Classification Search** D13/180;
D26/2; 257/79, 80, 81, 88, 89, 95, 98, 99,
257/100, E33.058; 313/483, 498, 500; 362/555,
362/800

See application file for complete search history.

(56) **References Cited**

U.S. PATENT DOCUMENTS

D522,974 S * 6/2006 Egawa D13/180
D522,975 S * 6/2006 Egawa et al. D13/180
D575,245 S * 8/2008 Yen D13/180
2008/0121921 A1 * 5/2008 Loh et al. 257/99

FOREIGN PATENT DOCUMENTS

JP D1183206 8/2003

KR 30-0382753 5/2005
KR 30-0396048 10/2005
KR 30-0485842 3/2008
TW D114616 7/1994
TW D124807 4/1996
TW D125767 4/1996

OTHER PUBLICATIONS

Notice of Allowance from corresponding Taiwanese Application No. 098300595 dated Jan. 13, 2010.

* cited by examiner

Primary Examiner—Selina Sikder

(74) *Attorney, Agent, or Firm*—Grossman, Tucker, Perreault & Pflieger, PLLC

(57) **CLAIM**

The ornamental design for an LED carrier, as shown and described.

DESCRIPTION

FIG. 1 is a perspective view of an LED carrier showing the claimed design;

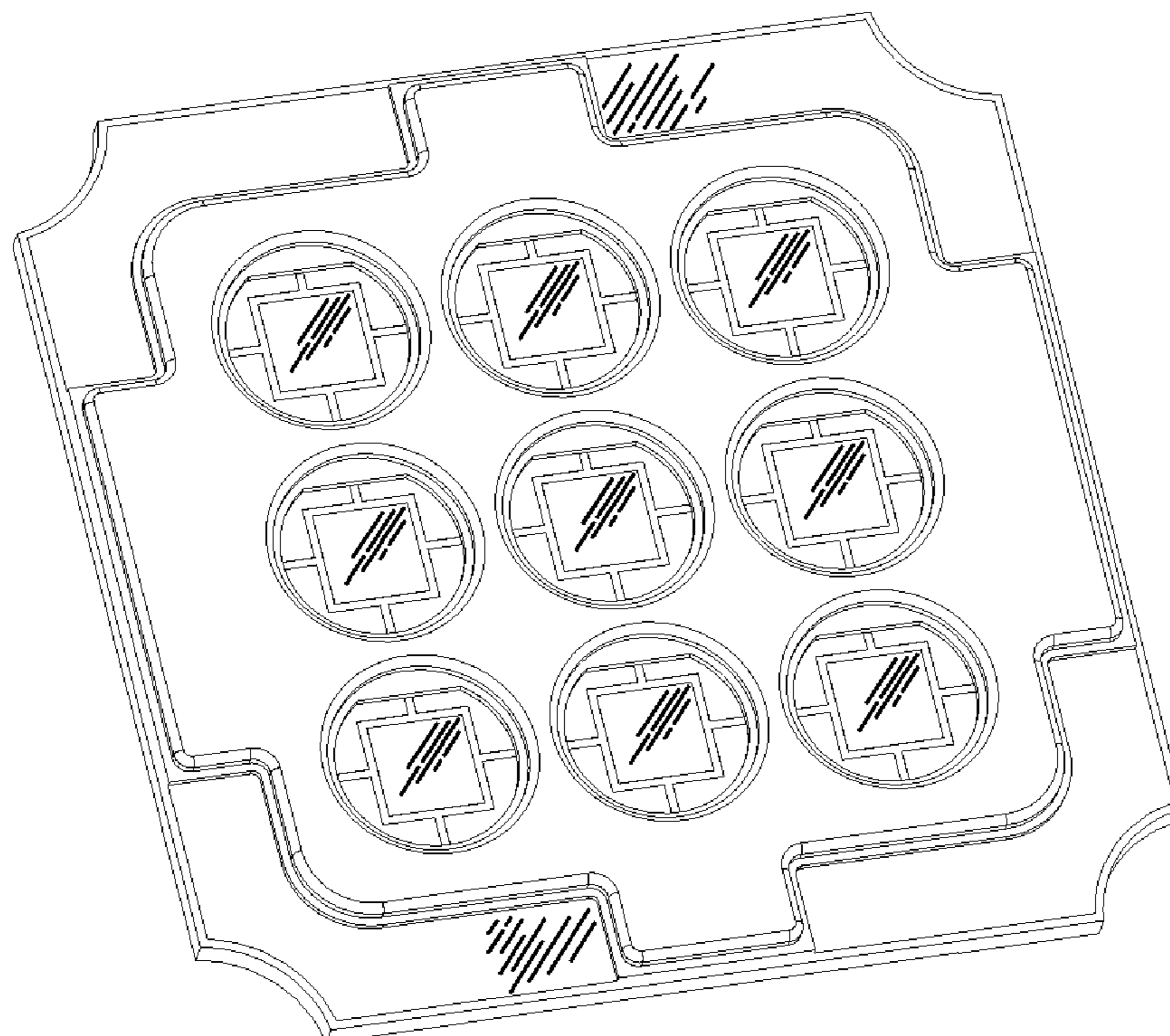
FIG. 2 is a front elevational view thereof;

FIG. 3 is a rear elevational view thereof;

FIG. 4 is a left side elevational view thereof; the right side elevational view being substantially identical with the left side elevational view; and,

FIG. 5 is a top plan view thereof; the bottom plan view being a mirror image of the top plan view.

1 Claim, 3 Drawing Sheets



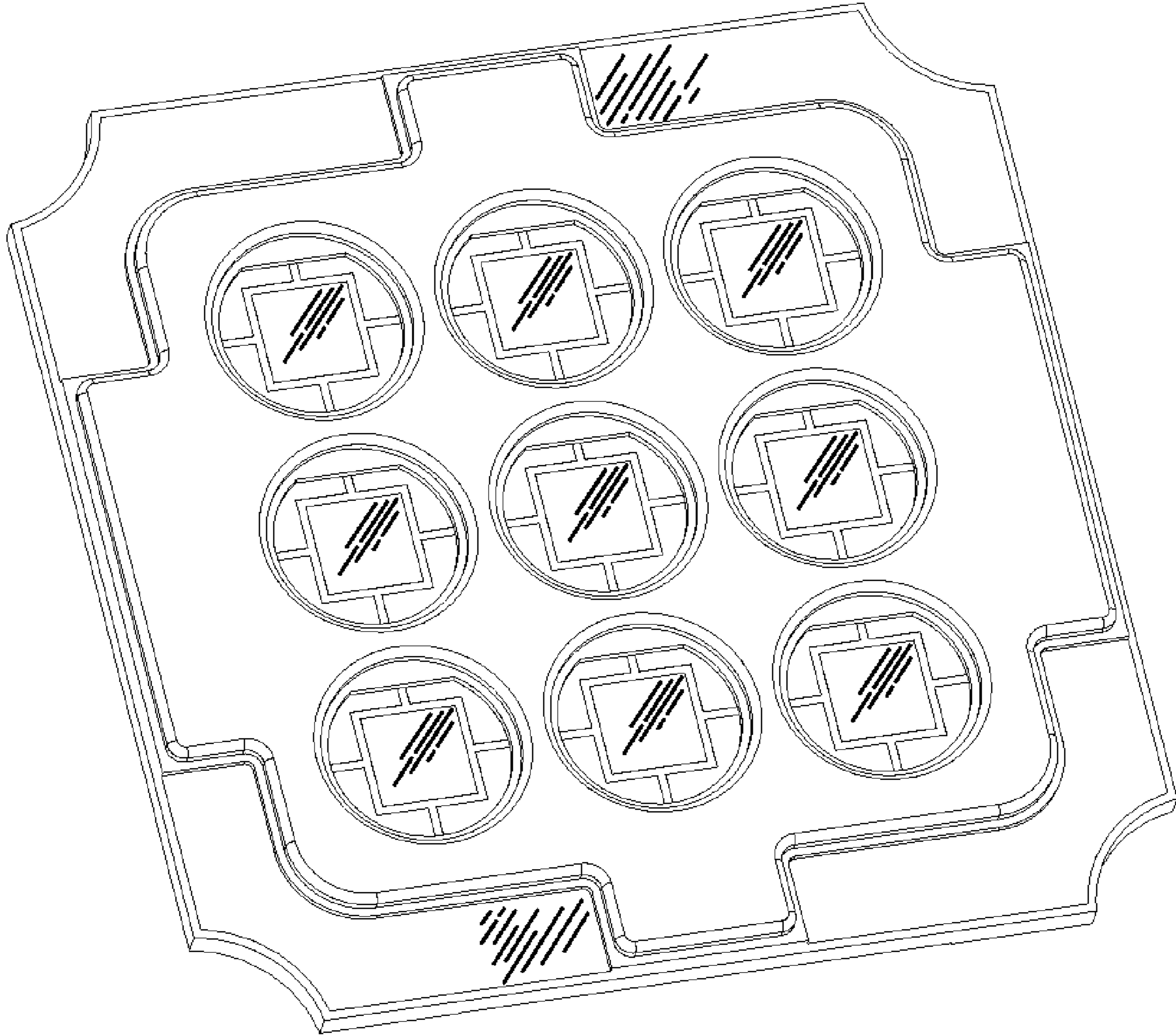


FIG. 1

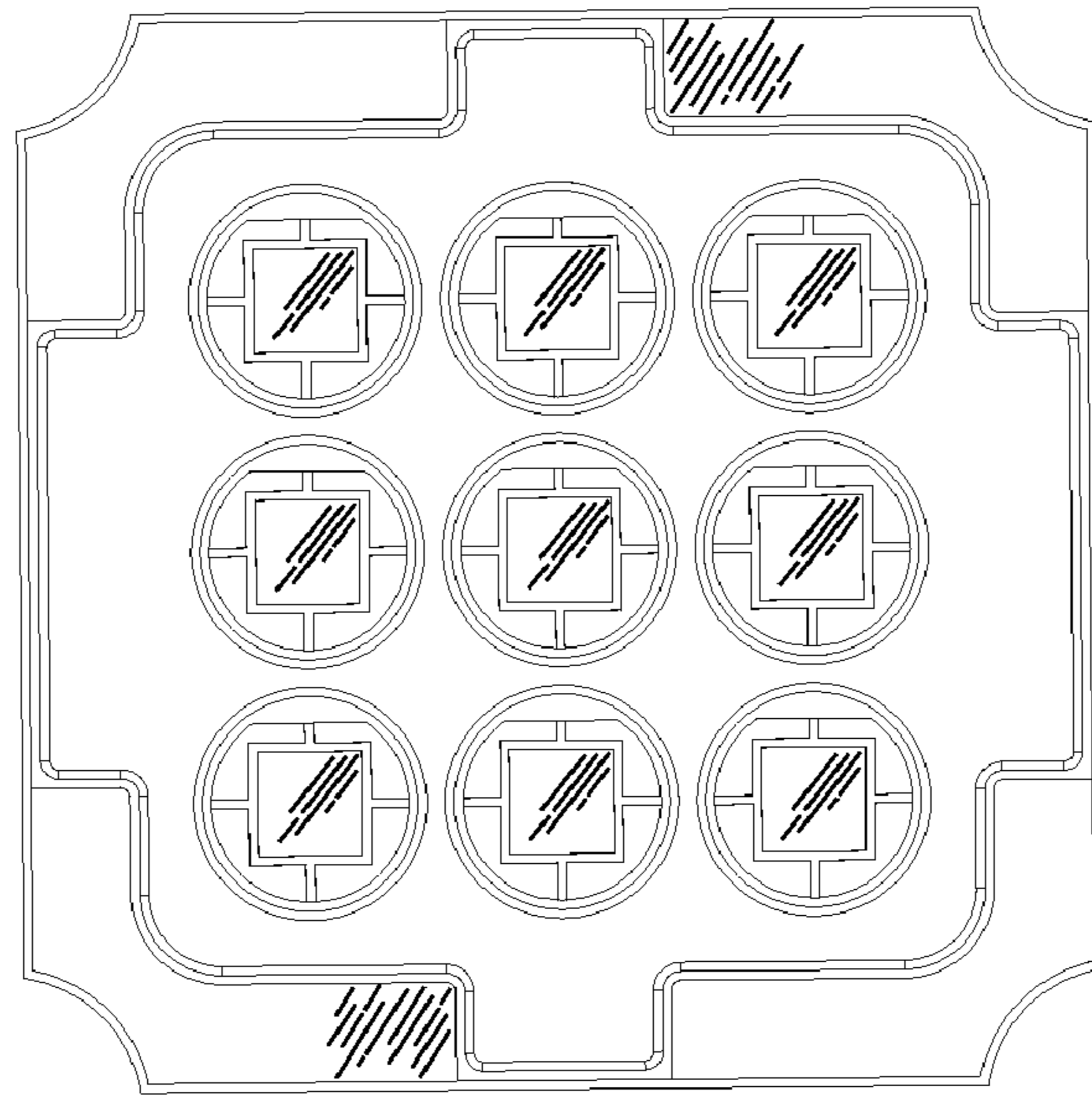


FIG. 2

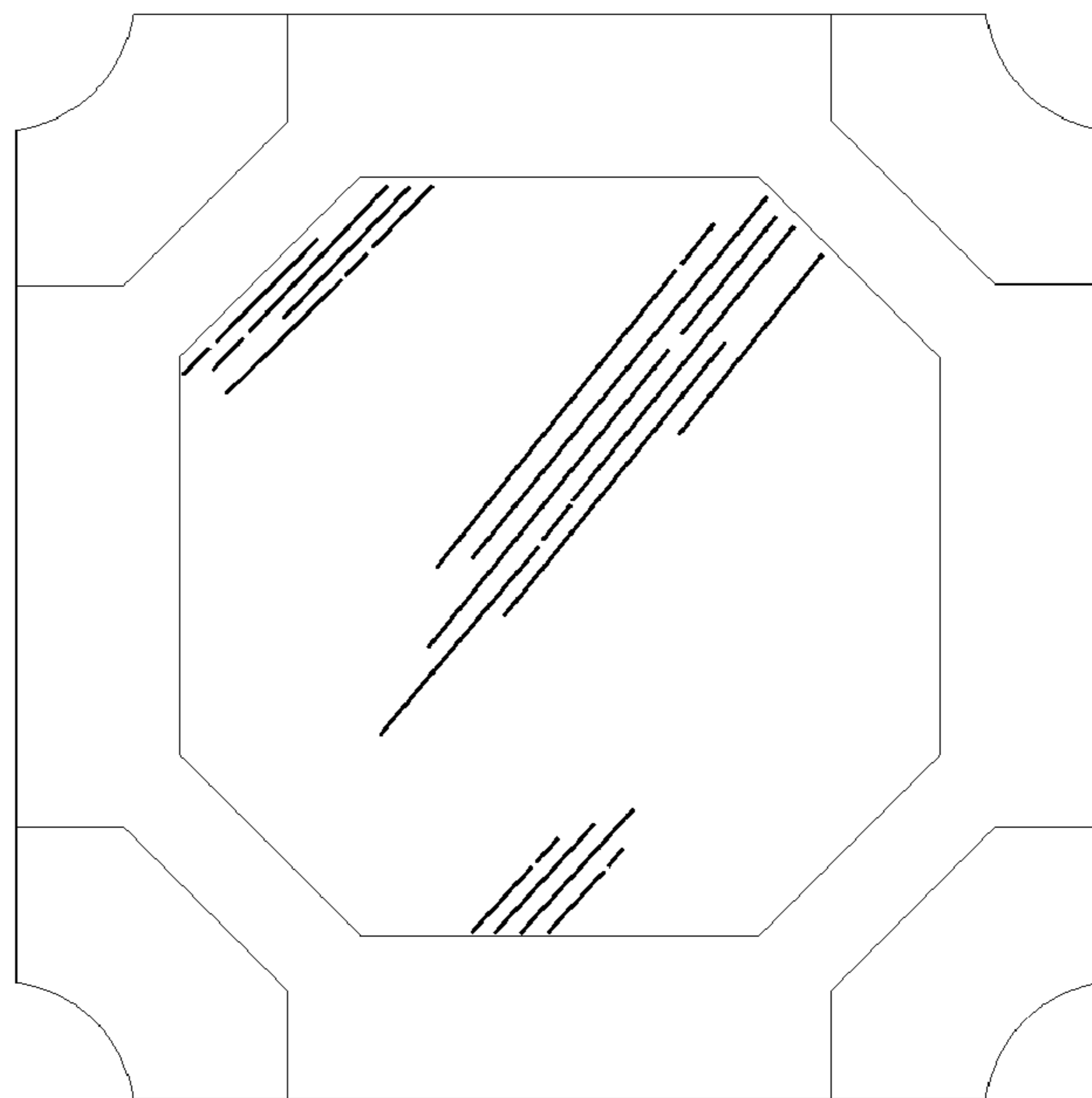


FIG. 3



FIG.4




FIG.5