

US00D622672S

(12) **United States Design Patent**  
**Wu et al.**

(10) **Patent No.:** **US D622,672 S**

(45) **Date of Patent:** **\*\* Aug. 31, 2010**

(54) **SUBSTATION AUTOMATION EQUIPMENT**

(75) Inventors: **Xun Wu**, Shanghai (CN); **Chen Ding**,  
Shanghai (CN)

(73) Assignee: **ABB Technology Ltd.**, Zurich (CH)

(\*\*) Term: **14 Years**

(21) Appl. No.: **29/339,113**

(22) Filed: **Jun. 24, 2009**

(30) **Foreign Application Priority Data**

Jan. 9, 2009 (CN) ..... 2009 3 0000239

(51) **LOC (9) Cl.** ..... **13-03**

(52) **U.S. Cl.** ..... **D13/162**

(58) **Field of Classification Search** ..... D13/110,  
D13/112, 123, 162, 164, 184, 199; 165/122;  
307/64, 66, 150, 151; 361/679; 363/141,  
363/144

See application file for complete search history.

(56) **References Cited**

**U.S. PATENT DOCUMENTS**

D320,003 S \* 9/1991 Komatsu ..... D13/147

D332,602 S \* 1/1993 Kikuta et al. .... D13/154

D409,982 S \* 5/1999 Sato et al. .... D13/147  
D593,491 S \* 6/2009 Liu et al. .... D13/133  
D593,492 S \* 6/2009 Peng ..... D13/133

\* cited by examiner

*Primary Examiner*—Daniel D Bui

*Assistant Examiner*—Thomas J Johannes

(74) *Attorney, Agent, or Firm*—Anthony M. Del Zoppo, II;  
Driggs, Hogg, Daugherty & Del Zoppo Co., LPA

(57) **CLAIM**

The ornamental design of substation automation equipment,  
as shown and described.

**DESCRIPTION**

FIG. 1 is a front view of substation automation equipment  
showing our new design;

FIG. 2 is a left view thereof;

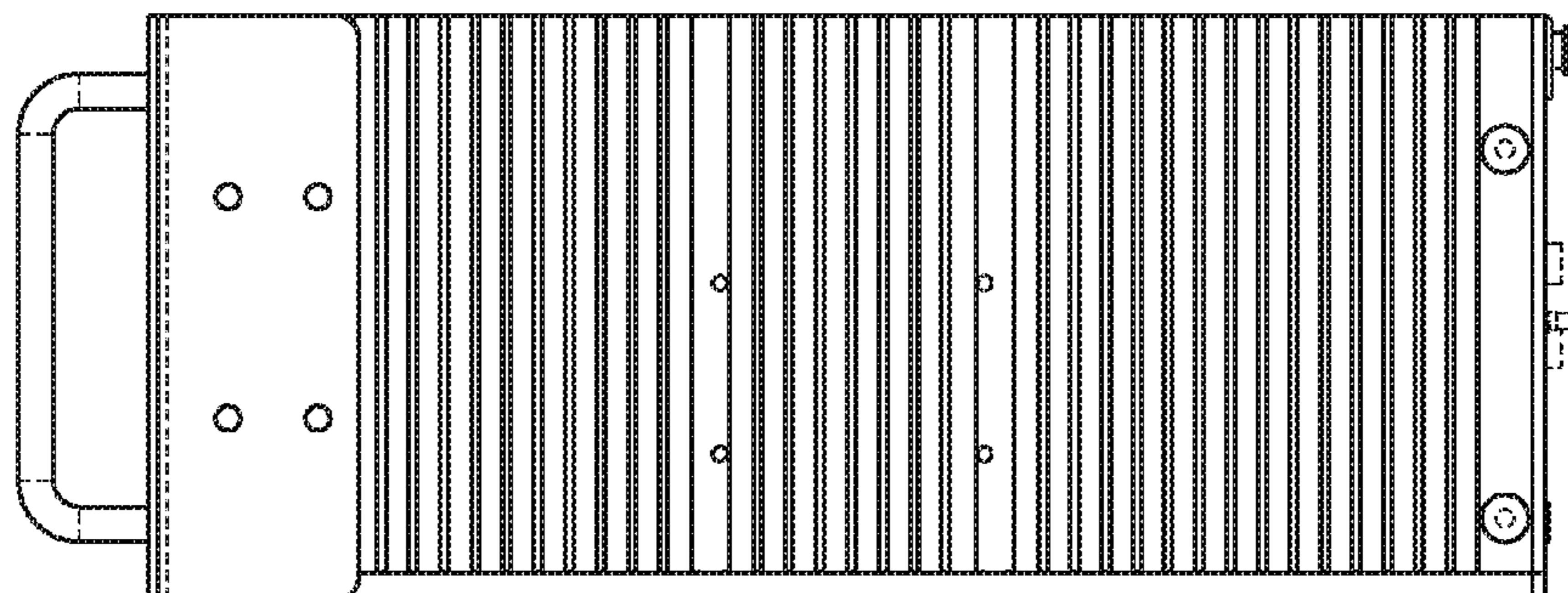
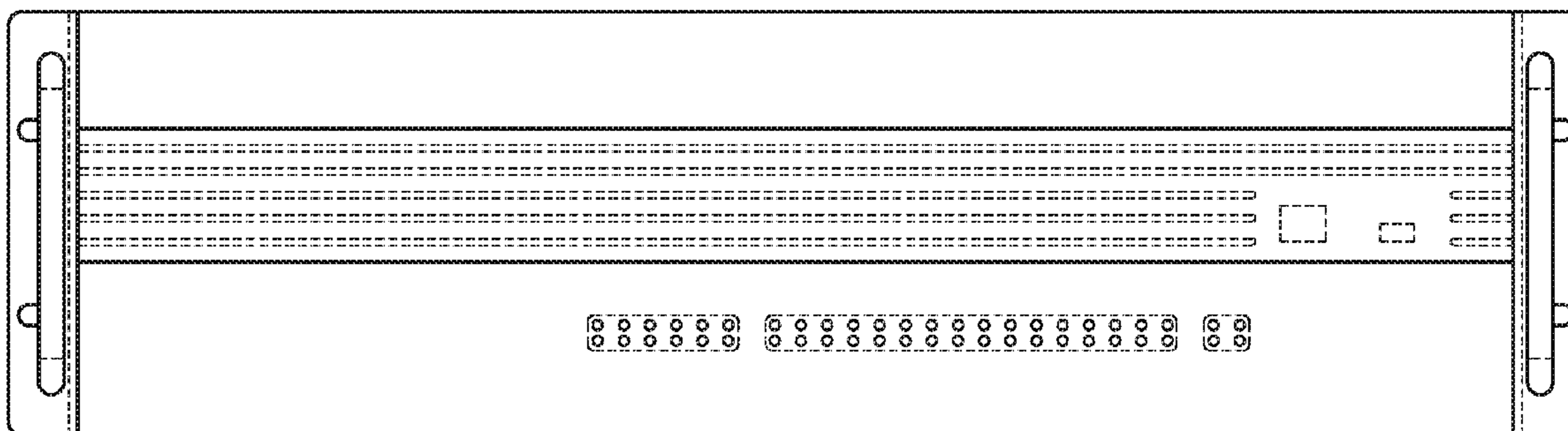
FIG. 3 is a right view thereof;

FIG. 4 is a top view thereof; and,

FIG. 5 is a bottom view thereof.

The broken line portion of the figure drawings is included to  
show unclaimed subject matter only and forms no part of the  
claims design.

**1 Claim, 5 Drawing Sheets**



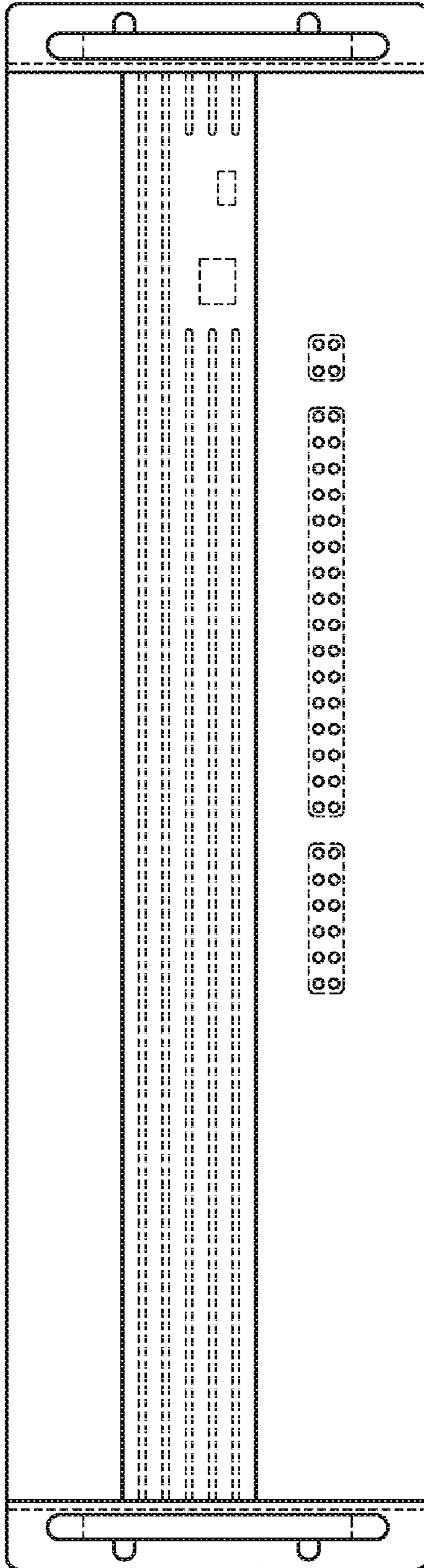


Fig. 1




Fig. 2

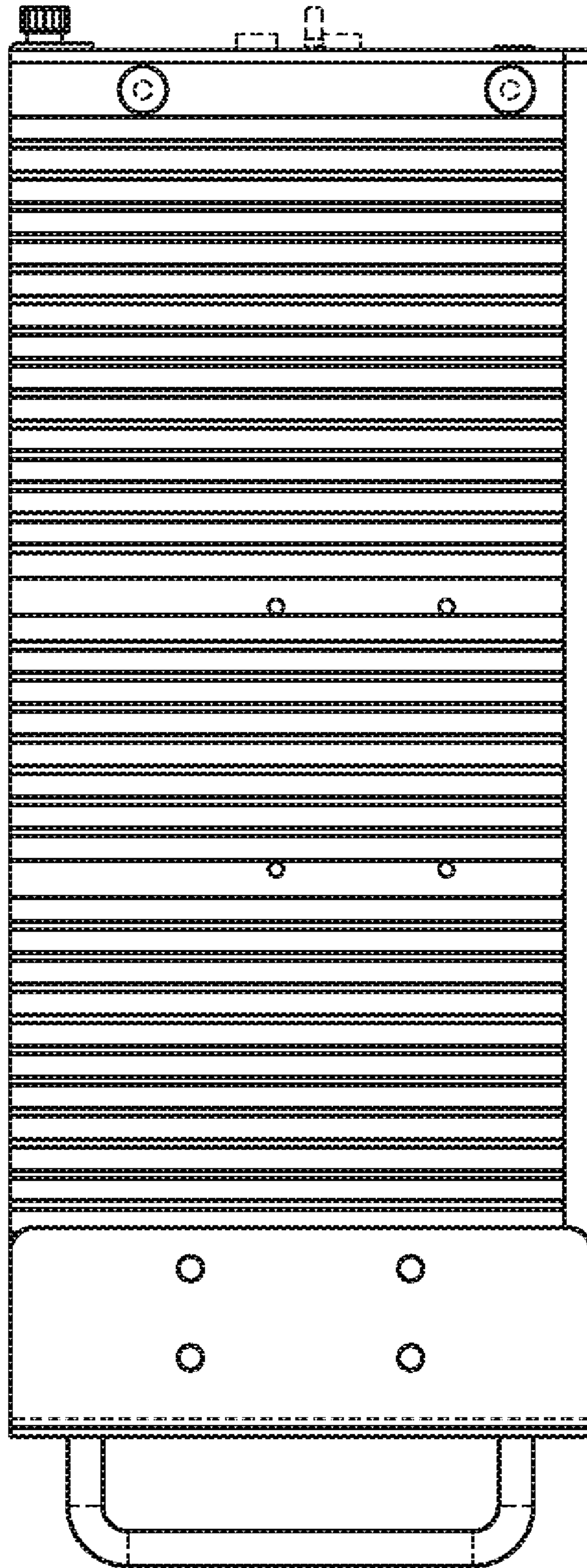


Fig. 3




Fig. 4




Fig. 5