



US00D622658S

(12) **United States Design Patent**  
**Matsuzawa**

(10) **Patent No.:** **US D622,658 S**

(45) **Date of Patent:** **\*\* Aug. 31, 2010**

(54) **TIRE TREAD**

JP 1144391 S 6/2002  
JP 1350498 S 11/2009

(75) Inventor: **Kazutaka Matsuzawa**, Tokyo (JP)

(73) Assignee: **Bridgestone Corporation**, Tokyo (JP)

(\*\*) Term: **14 Years**

(21) Appl. No.: **29/319,545**

(22) Filed: **Jun. 11, 2008**

(51) **LOC (9) Cl.** ..... **12-15**

(52) **U.S. Cl.** ..... **D12/587**

(58) **Field of Classification Search** ..... D12/503,  
D12/505, 533, 534, 535, 536, 537, 543, 547,  
D12/548, 549, 550, 564, 565, 566, 567, 568,  
D12/569-572, 579, 583-588, 594, 595, 596,  
D12/597, 598, 599, 600-604; 152/209.1,  
152/209.8, 209.9, 209.18, 209.25, 209.28

See application file for complete search history.

(56) **References Cited**

**U.S. PATENT DOCUMENTS**

D545,266 S \* 6/2007 Yamaura ..... D12/584  
D563,863 S \* 3/2008 Campana ..... D12/600  
D583,309 S \* 12/2008 Licht et al. .... D12/588  
D583,312 S \* 12/2008 Murphy et al. .... D12/602  
D583,753 S \* 12/2008 Licht et al. .... D12/565  
D585,362 S \* 1/2009 Honda ..... D12/587  
D586,733 S \* 2/2009 Shinohara ..... D12/588  
D592,589 S \* 5/2009 Dixon et al. .... D12/600

**FOREIGN PATENT DOCUMENTS**

JP 803515 S 12/1990

**OTHER PUBLICATIONS**

Truck & Bus Tire Catalogue 2005, p. 10, XTE2, publicly known design No. HC17056474, 1 page.

\* cited by examiner

*Primary Examiner*—Caron Veynar  
*Assistant Examiner*—Katrina A Kile

(74) *Attorney, Agent, or Firm*—Sughrue Mion, PLLC

(57) **CLAIM**

The ornamental design for a tire tread, as described above and shown in the drawings.

**DESCRIPTION**

FIG. 1 is a perspective view of the tire tread showing my new design;

FIG. 2 is a front view thereof;

FIG. 3 is a left side view thereof;

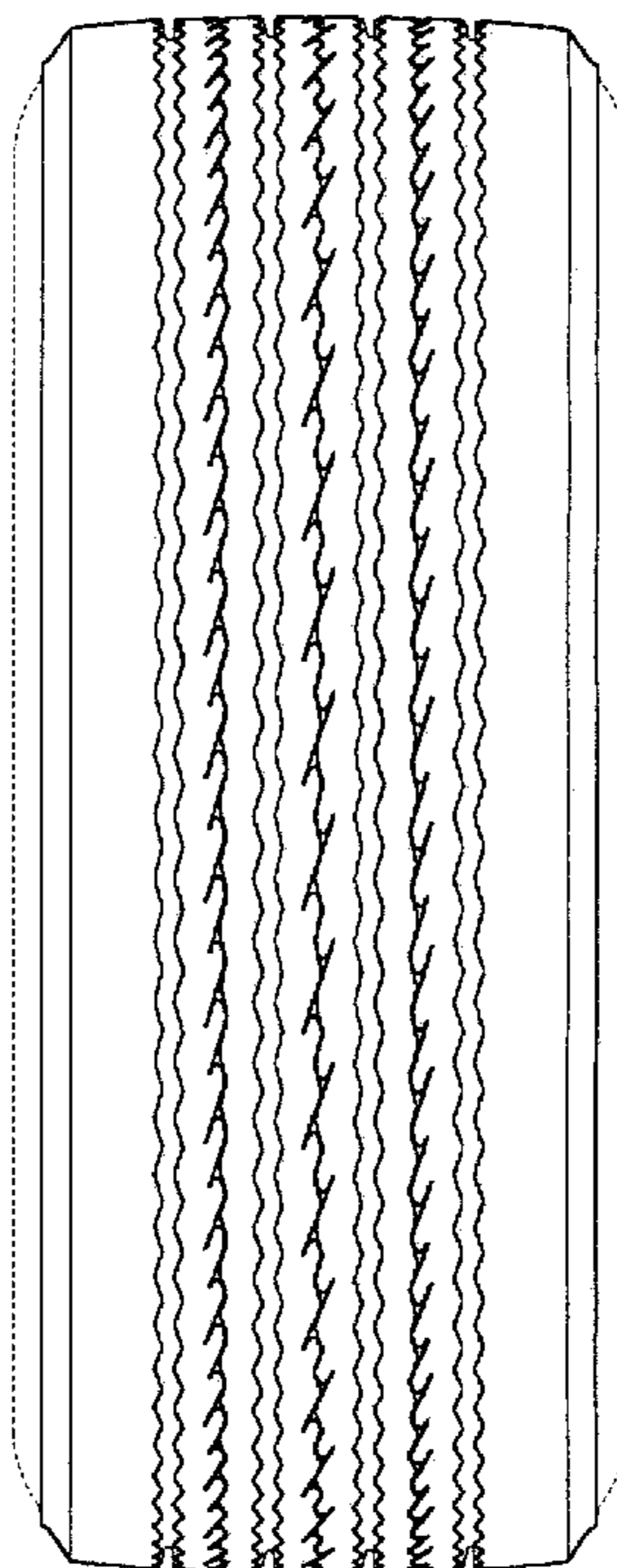
FIG. 4 is a top plan view thereof;

FIG. 5 is a sectional view taken along line A-A in FIG. 2; and,

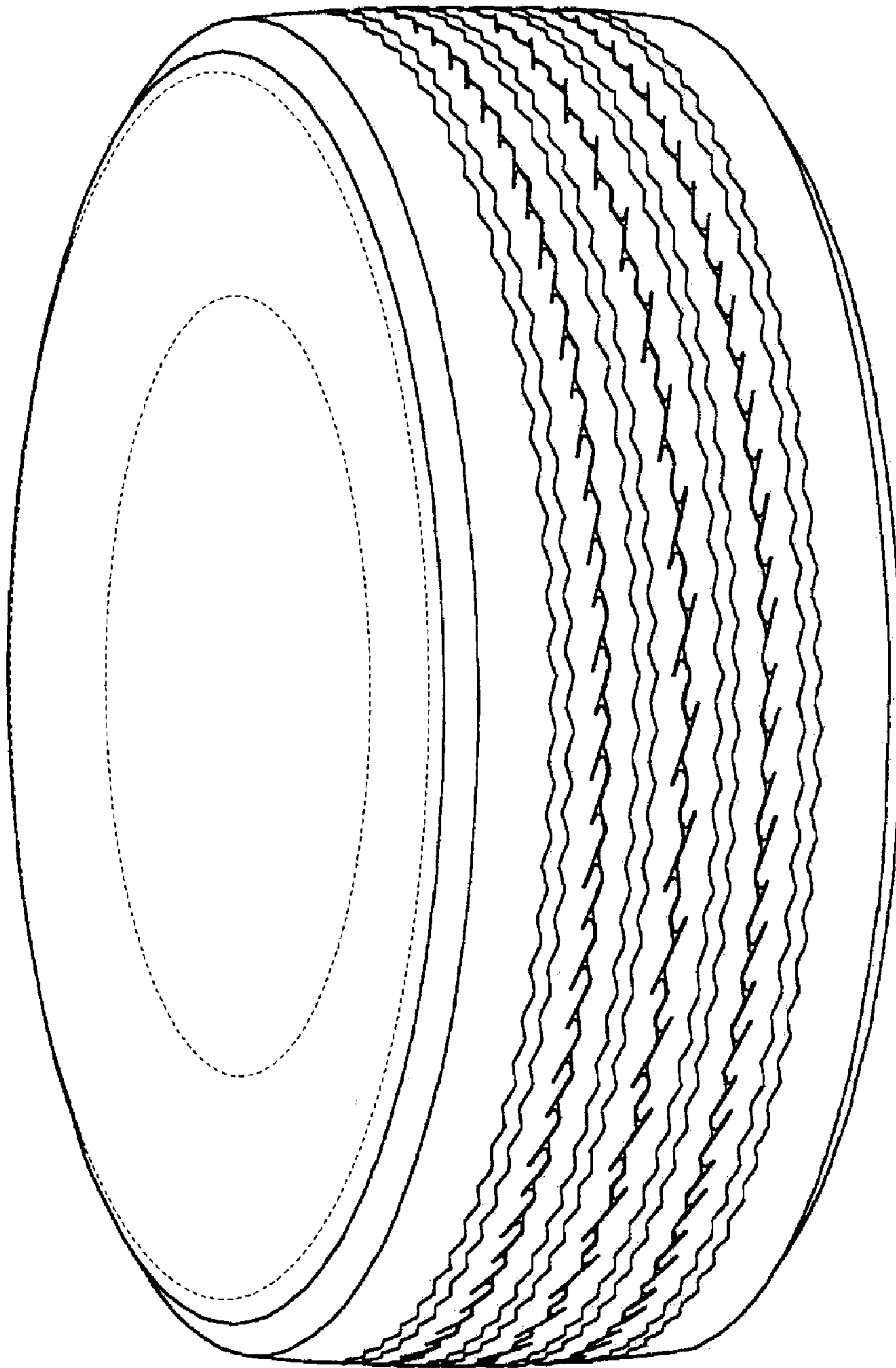
FIG. 6 is a fragmentary enlarged view showing the details of the tread portion thereof.

In the drawings, the broken lines show the sidewall and inner bead of a tire and form no part of the claimed design.

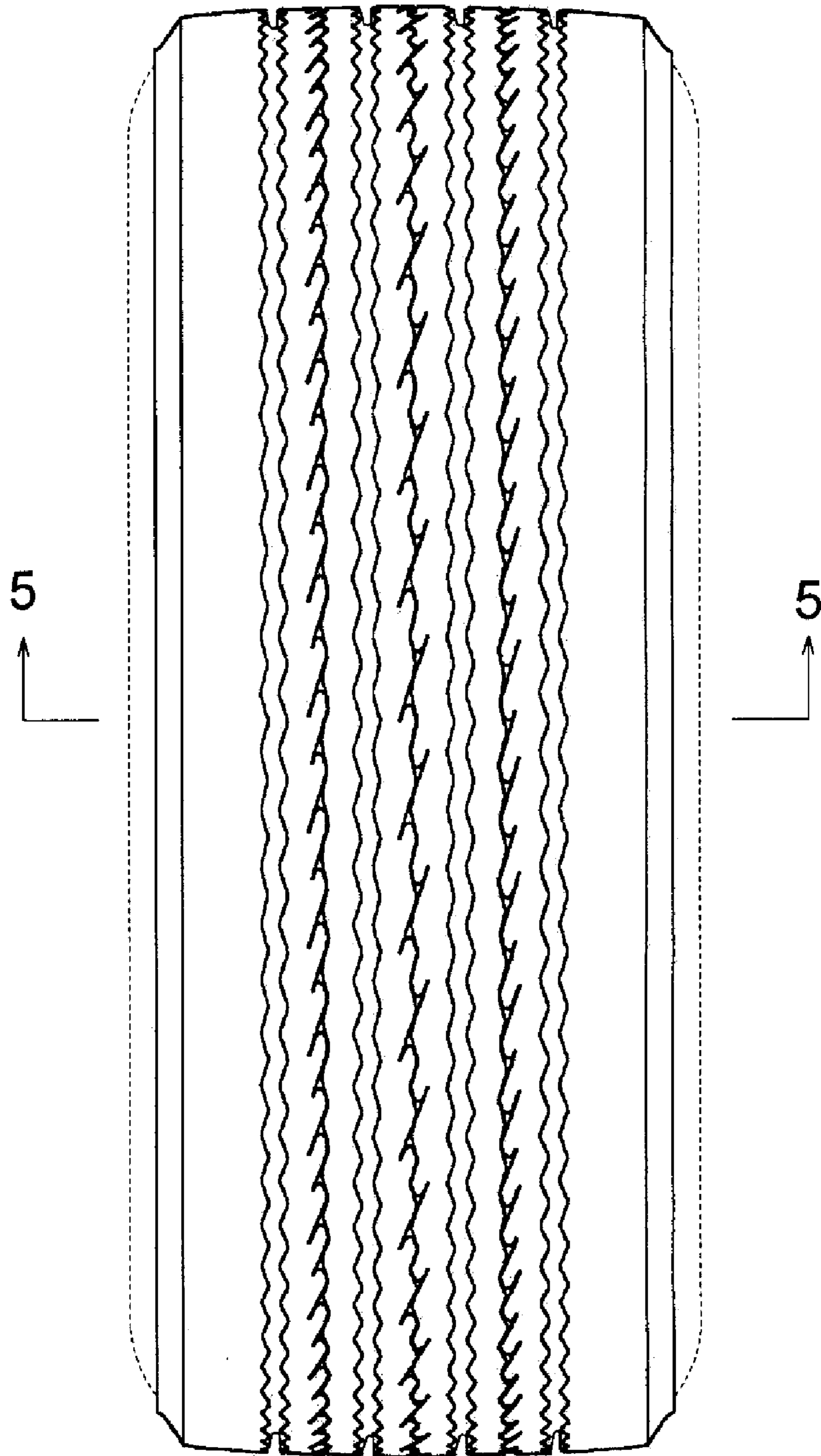
**1 Claim, 6 Drawing Sheets**




*FIG. 1*



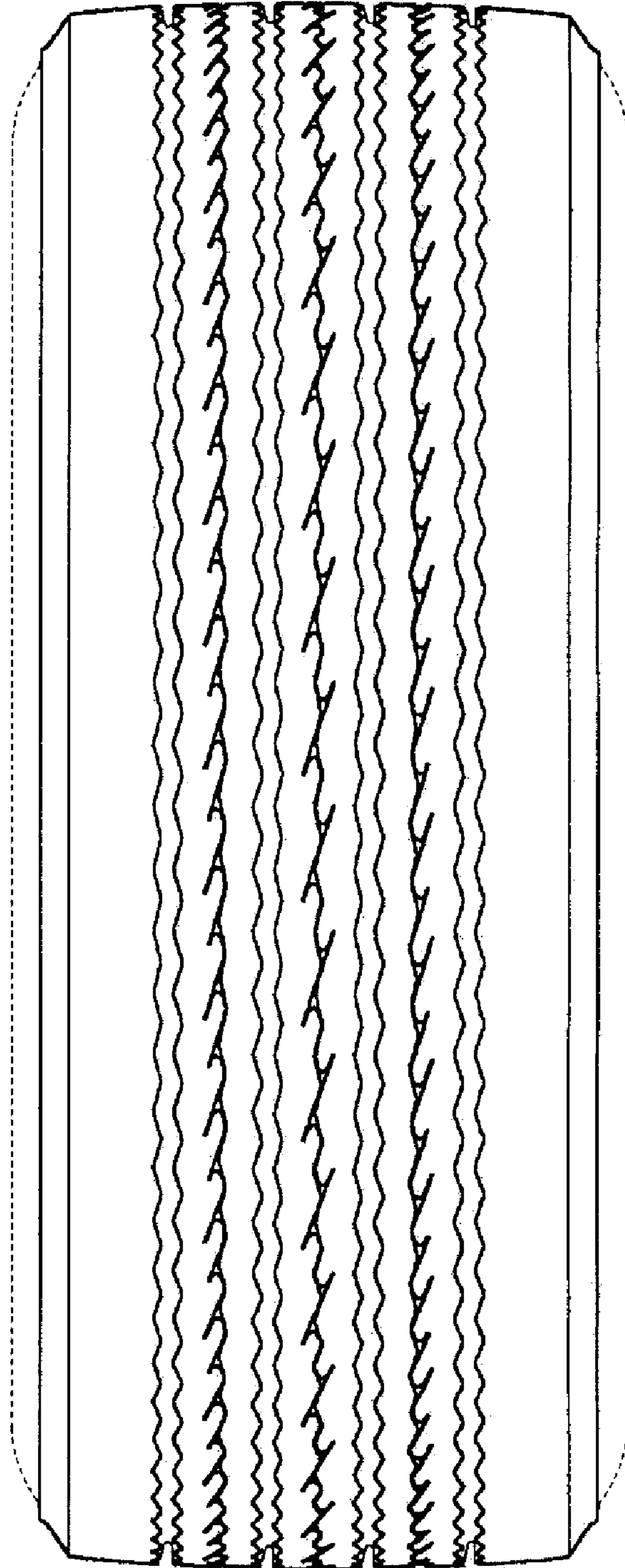
*FIG. 2*



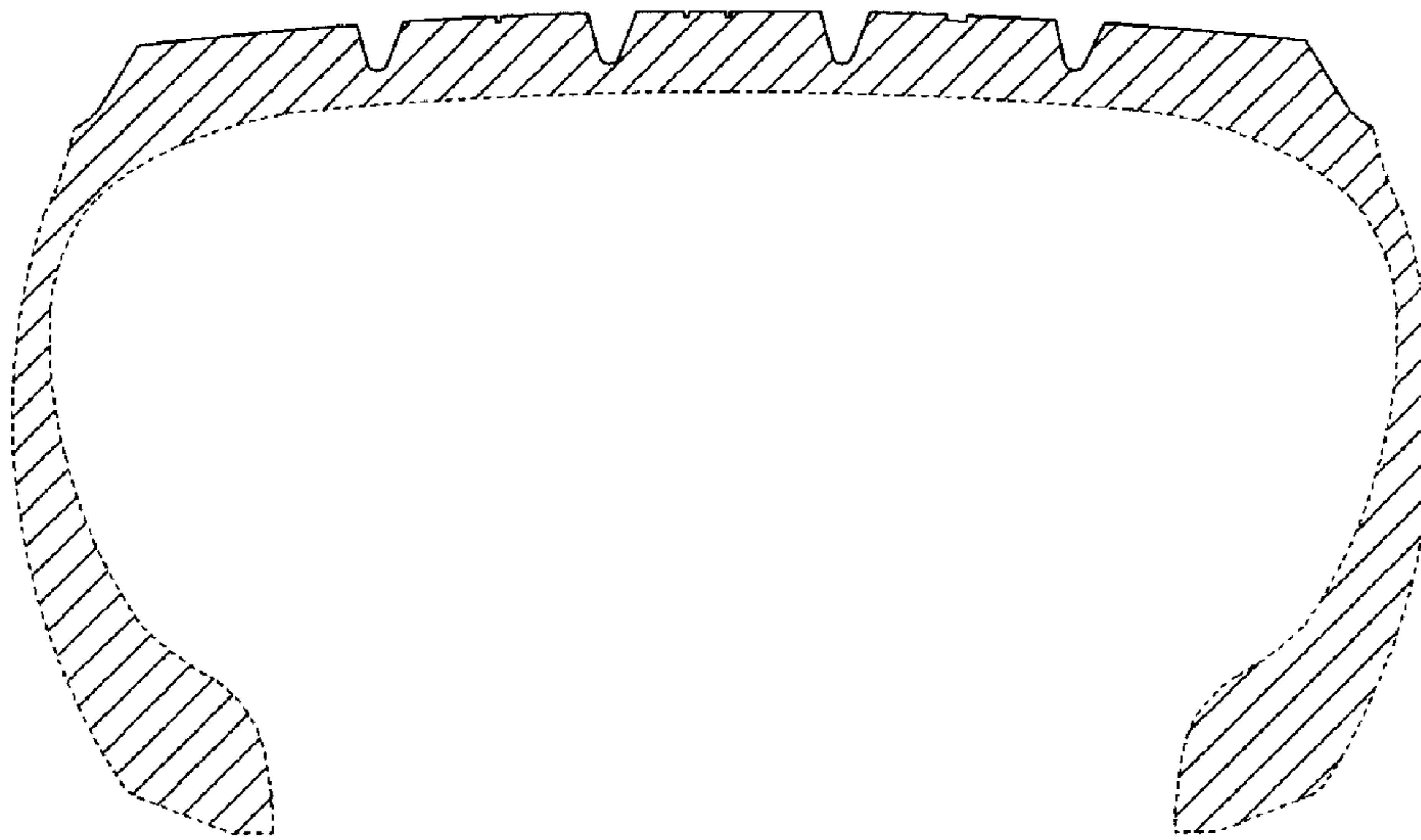
*FIG. 3*



*FIG. 4*



*FIG. 5*



*FIG. 6*

