



US00D622648S

(12) **United States Design Patent**
Lu

(10) **Patent No.:** **US D622,648 S**

(45) **Date of Patent:** **** Aug. 31, 2010**

(54) **VEHICLE FLOOR MAT**

D555,563 S * 11/2007 Iacovelli et al. D12/203
D569,318 S * 5/2008 Kraines D12/203

(75) Inventor: **Michael Lu**, Tainan Hsien (TW)

* cited by examiner

(73) Assignee: **Packy Poda Inc.**, Tainan Hsien (TW)

Primary Examiner—Stacia Cadmus

(**) Term: **14 Years**

(74) *Attorney, Agent, or Firm*—Alan Kamrath; Kamrath & Associates PA

(21) Appl. No.: **29/359,560**

(57) **CLAIM**

(22) Filed: **Apr. 13, 2010**

The ornamental design for a vehicle floor mat, as shown and described.

(51) **LOC (9) Cl.** **12-16**

(52) **U.S. Cl.** **D12/203**

(58) **Field of Classification Search** D12/203;
D6/582-586, 592; 280/163-164.1; 15/215-217;
428/138.141; 296/97.23

DESCRIPTION

See application file for complete search history.

FIG. 1 is a perspective view of a vehicle floor mat showing my design;

FIG. 2 is a front elevational view thereof;

FIG. 3 is a rear elevational view thereof;

FIG. 4 is a left side elevational view thereof;

FIG. 5 is a right side elevational view thereof;

FIG. 6 is a top plan view thereof; and,



FIG. 7 is a bottom plan view thereof.

(56) **References Cited**

U.S. PATENT DOCUMENTS

D232,533 S *	8/1974	Wells	D12/203
D232,824 S *	9/1974	Gerber	D12/203
D358,571 S *	5/1995	Thundercloud	D12/203
D421,950 S *	3/2000	Lu	D12/203
D429,204 S *	8/2000	Lu	D12/203
D468,249 S *	1/2003	Lu	D12/203

1 Claim, 5 Drawing Sheets



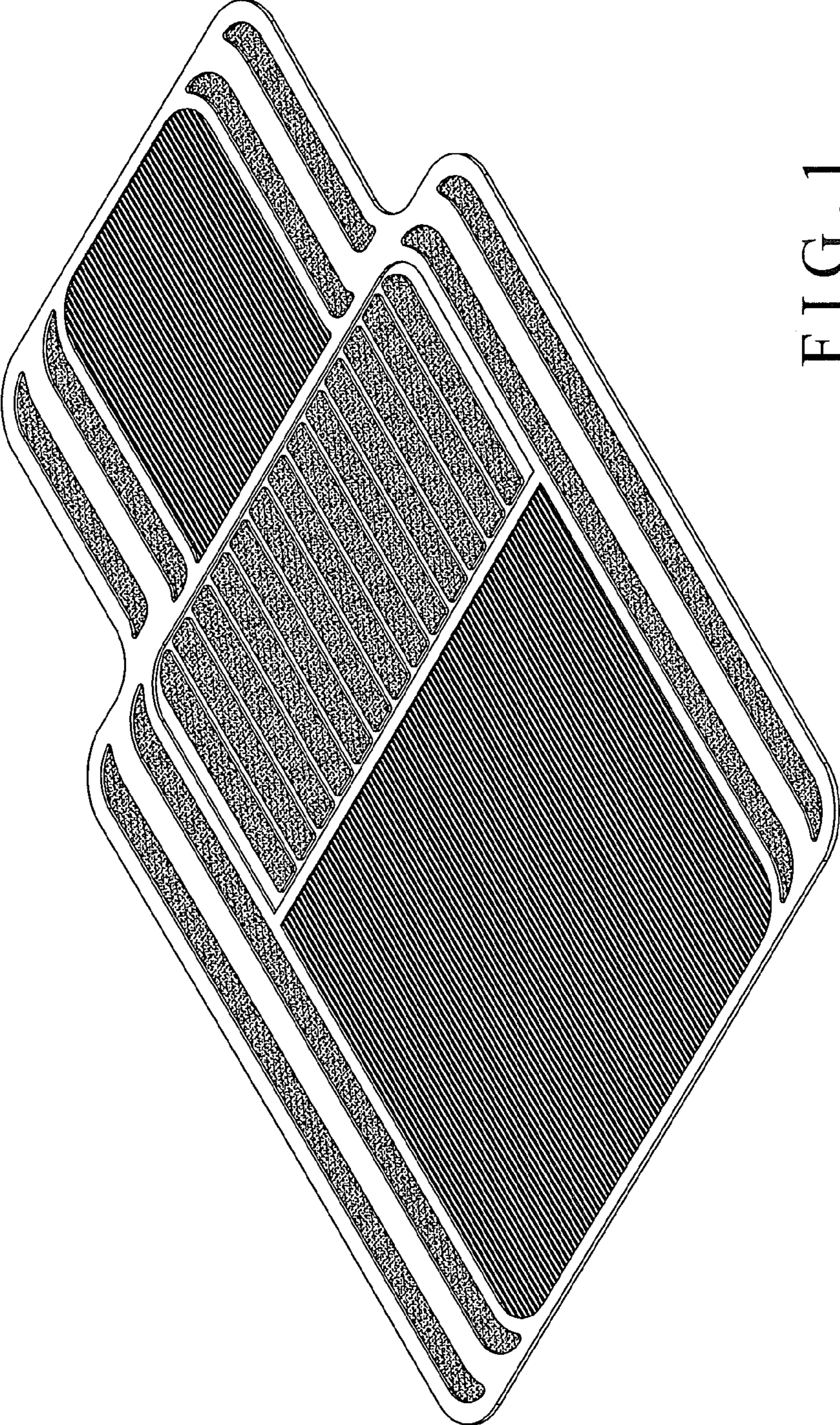


FIG. 1



FIG. 2

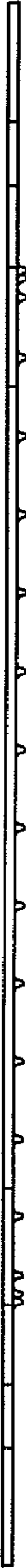


FIG. 3



FIG. 4



FIG. 5




FIG. 6




FIG. 7