



US00D622640S

(12) **United States Design Patent**
Gower et al.

(10) **Patent No.:** **US D622,640 S**
(45) **Date of Patent:** **** Aug. 31, 2010**

(54) **BUGGY**

FOREIGN PATENT DOCUMENTS

(75) Inventors: **Campbell Gower**, Wellington (NZ);
James Richard Andrews, Wellington
(NZ)

AU 319689 5/2008

(73) Assignee: **Phil and Teds Most Excellent Buggy**
Company Limited, Wellington (NZ)

OTHER PUBLICATIONS

Kiwi Explorer Buggy Instructions, Phil & Teds Most Excellent
Buggy Company Limited, Wellington, NZ, Oct. 2000.

(**) Term: **14 Years**

(21) Appl. No.: **29/355,950**

(Continued)

(22) Filed: **Feb. 17, 2010**

Primary Examiner—Ian Simmons
Assistant Examiner—Charles D Hanson

Related U.S. Application Data

(74) *Attorney, Agent, or Firm*—Dann, Dorfman, Herrell and
Skillman, P.C.

(63) Continuation of application No. 29/343,394, filed on
Sep. 11, 2009, now abandoned.

(51) **LOC (9) Cl.** **12-12**

(52) **U.S. Cl.** **D12/129**

(58) **Field of Classification Search** D12/128–133;
D6/360, 367; 280/62, 647–650, 29, 200,
280/47.38, 250.1, 259, 642, 658; 297/DIG. 4;
296/65.03, 65.04; 224/409; D21/425, 426;
D34/17, 18

(57) **CLAIM**

We claim the ornamental design for a buggy, as shown and
described.

See application file for complete search history.

DESCRIPTION

(56) **References Cited**

FIG. 1 is a front right perspective view of a buggy embodying
the design;

U.S. PATENT DOCUMENTS

FIG. 2 is a right rear perspective view of the buggy;

D297,525 S *	9/1988	Baechler	D12/129
D371,094 S *	6/1996	Hinkston	D12/129
5,536,033 A *	7/1996	Hinkston	280/642
D463,762 S *	10/2002	Everett	D12/129
D475,951 S *	6/2003	Everett	D12/129
D481,976 S *	11/2003	Everett	D12/129
D519,063 S *	4/2006	Chang	D12/129
D520,415 S *	5/2006	Liu	D12/129
7,396,039 B2 *	7/2008	Valdez et al.	280/644
D587,635 S	3/2009	Gower et al.		
D593,007 S *	5/2009	Chaudeurge	D12/129

FIG. 3 is a front elevation view of the buggy;

FIG. 4 is a top plan view of the buggy;

FIG. 5 is a right side elevation view of the buggy;

FIG. 6 is a left side elevation view of the buggy; and,

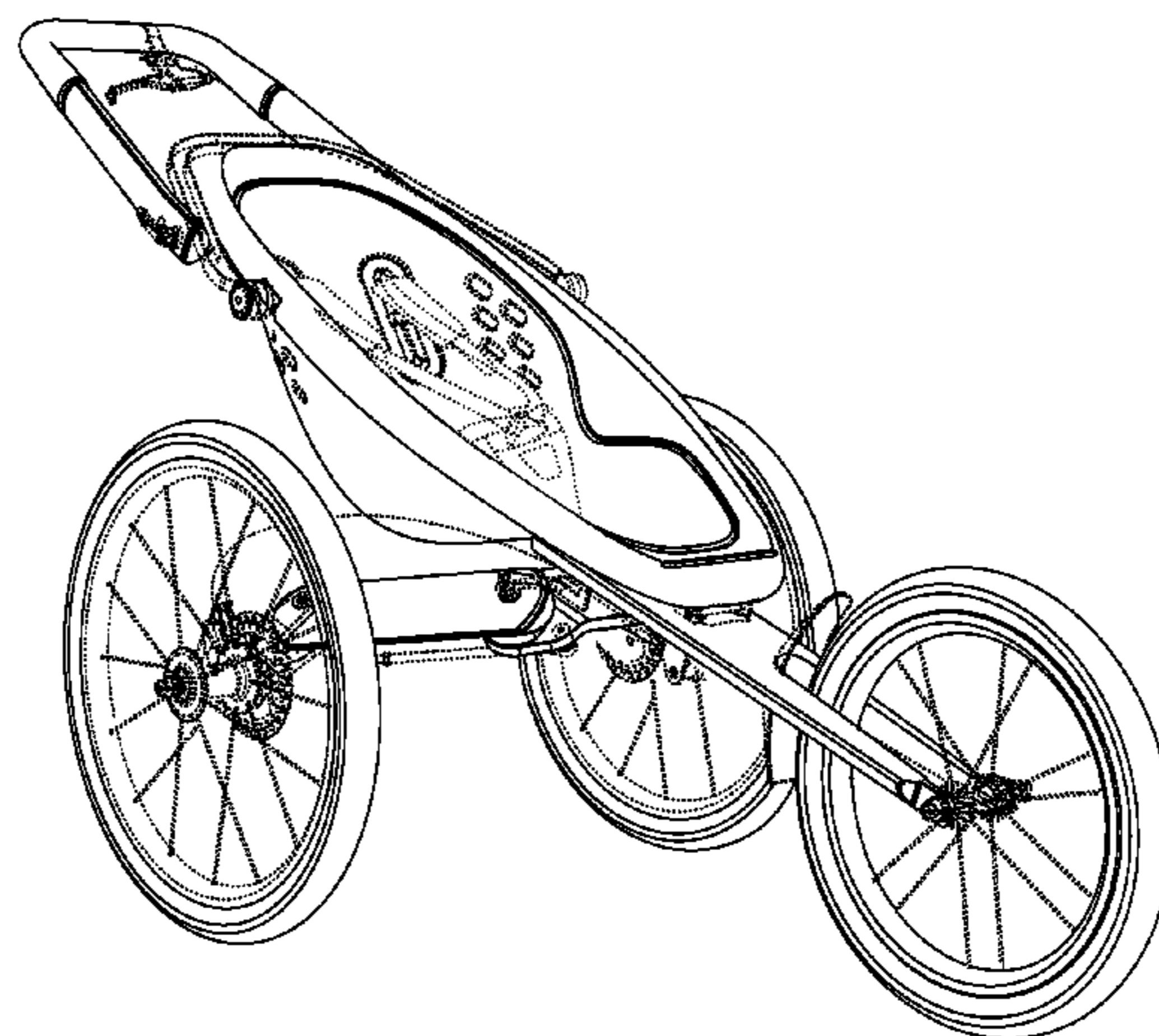
FIG. 7 is a rear elevation view of the buggy.

Features shown with broken lines form no part of the design
to be patented.

The design is embodied in a buggy for transporting a small
child.

(Continued)

1 Claim, 7 Drawing Sheets



U.S. PATENT DOCUMENTS

D599,257 S 9/2009 Gower et al.

OTHER PUBLICATIONS

New Product Release, it's about freedom, Phil & Teds Most Excellent Buggy Company Limited, Wellington, NZ, 2004.

The twin, a side by side buggy that a lot less trouble, Phil & Teds Most Excellent Buggy Company Limited, Wellington, NZ, 2004.

Kiwi Explorer Buggy, 5 Reasons, Phil & Teds Most Excellent Buggy Company Limited, Wellington, NZ, 2000.

The buggy that changes with your family's needs, Phil & Teds Most Excellent Buggy Company Limited, Wellington, NZ, 2004.

Inline double sport, Phil & Teds Most Excellent Buggy Company, Wellington, NZ, Mar. 2007.

Baby Jogger Buggy, http://www.babyjogger.com/images/products/large/performance/Model-68713_Large...

U.S. Appl. No. 29/284,718, filed Sep. 13, 2007, Gower et al.

* cited by examiner

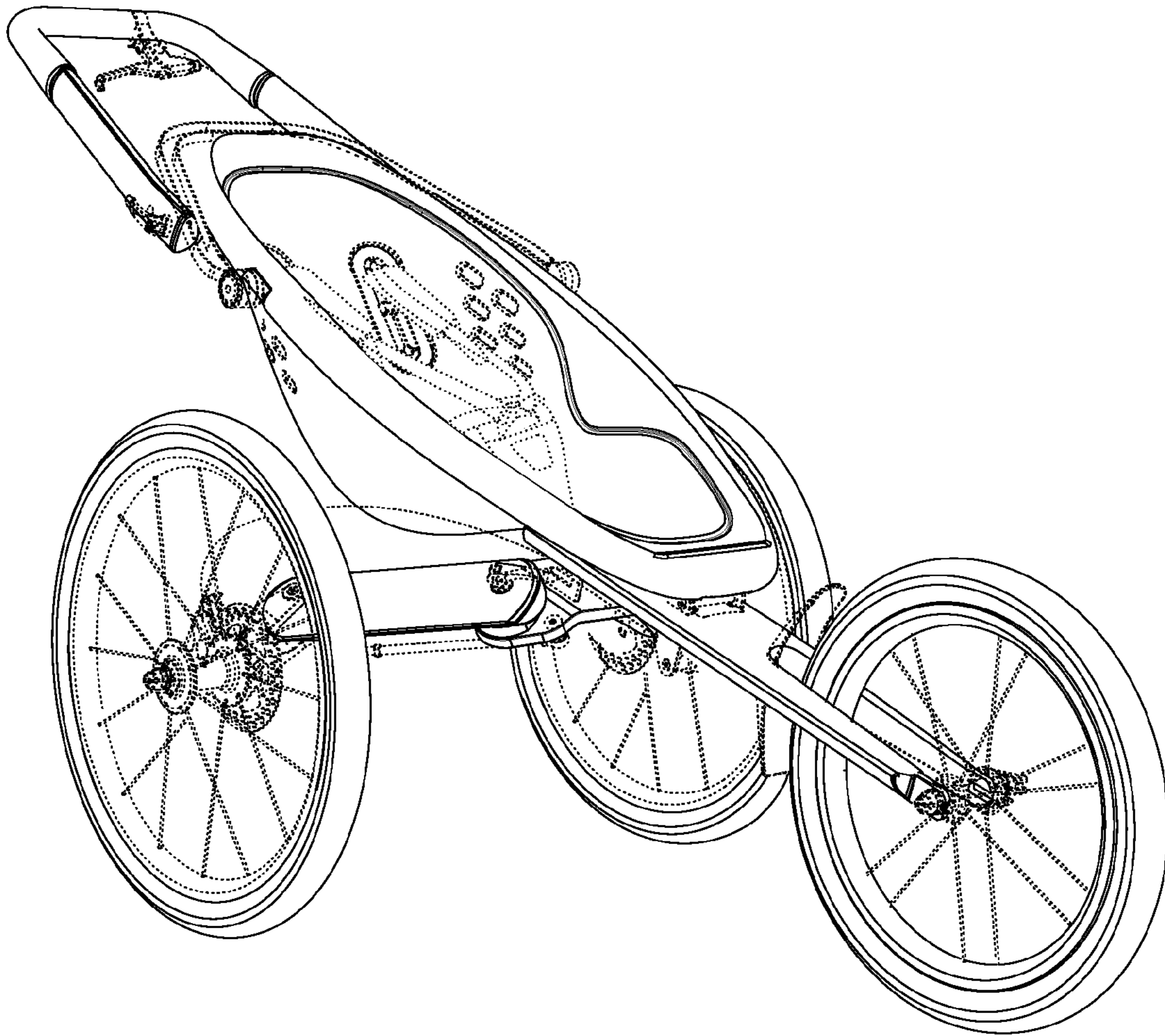


FIGURE 1

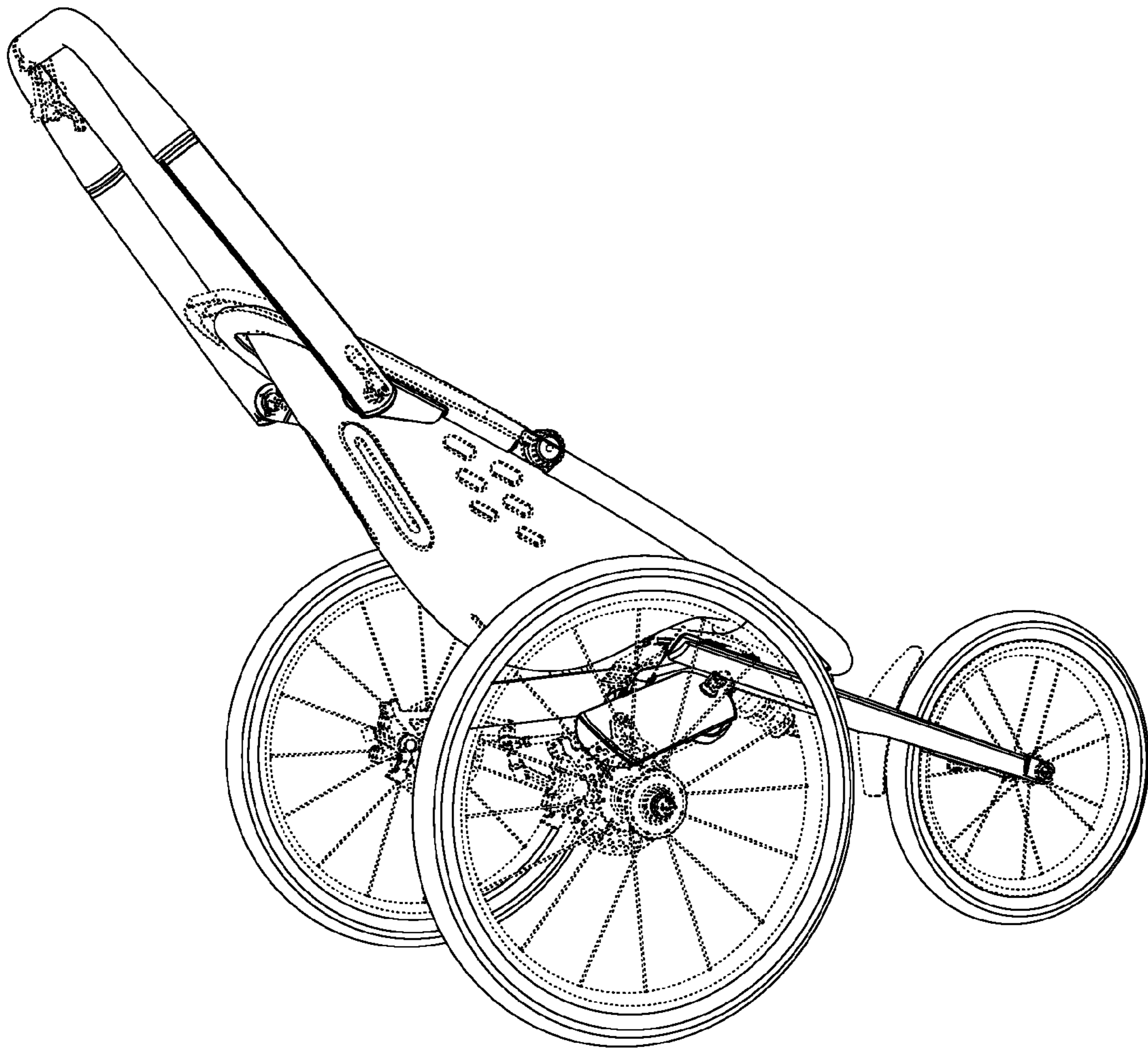


FIGURE 2

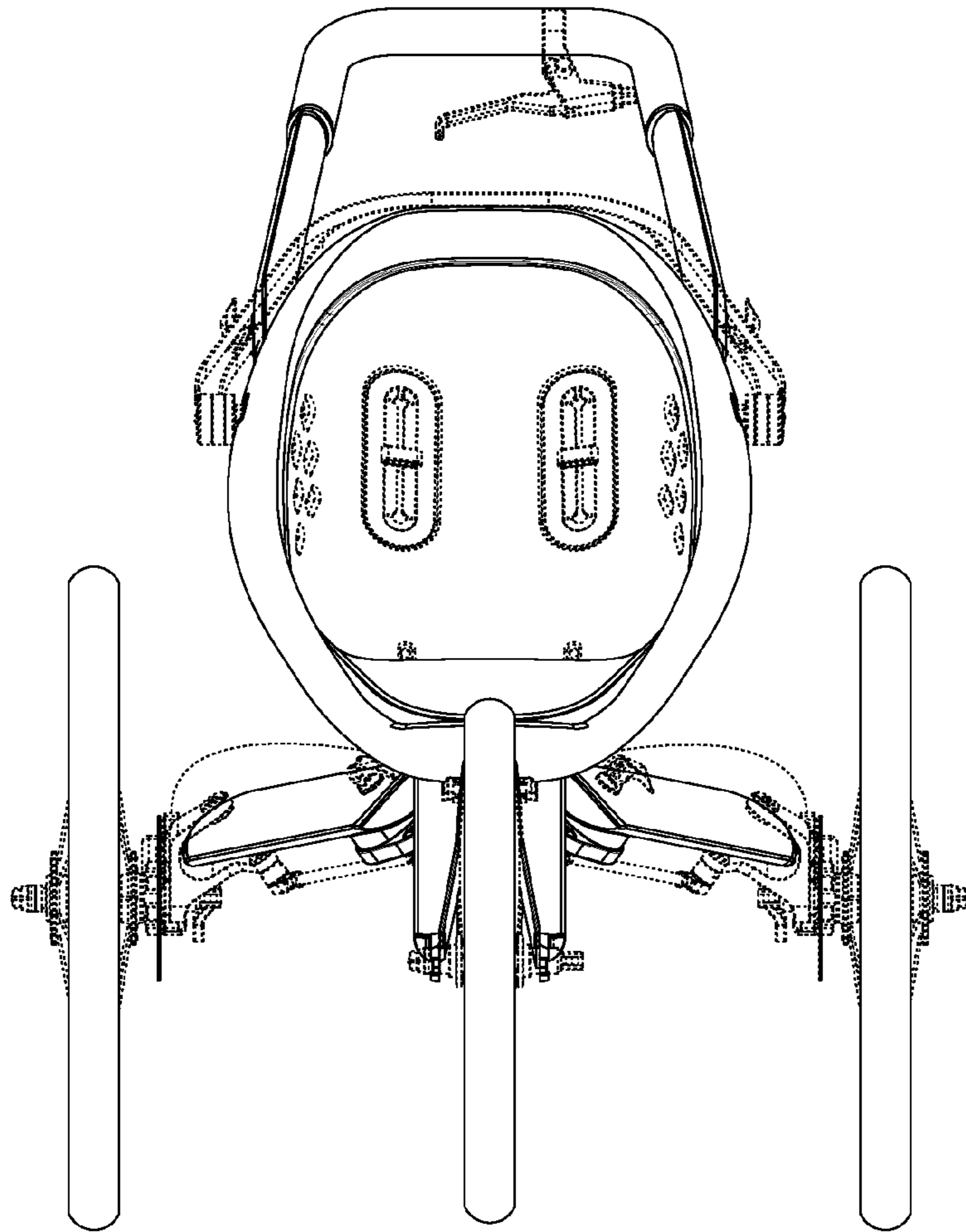


FIGURE 3

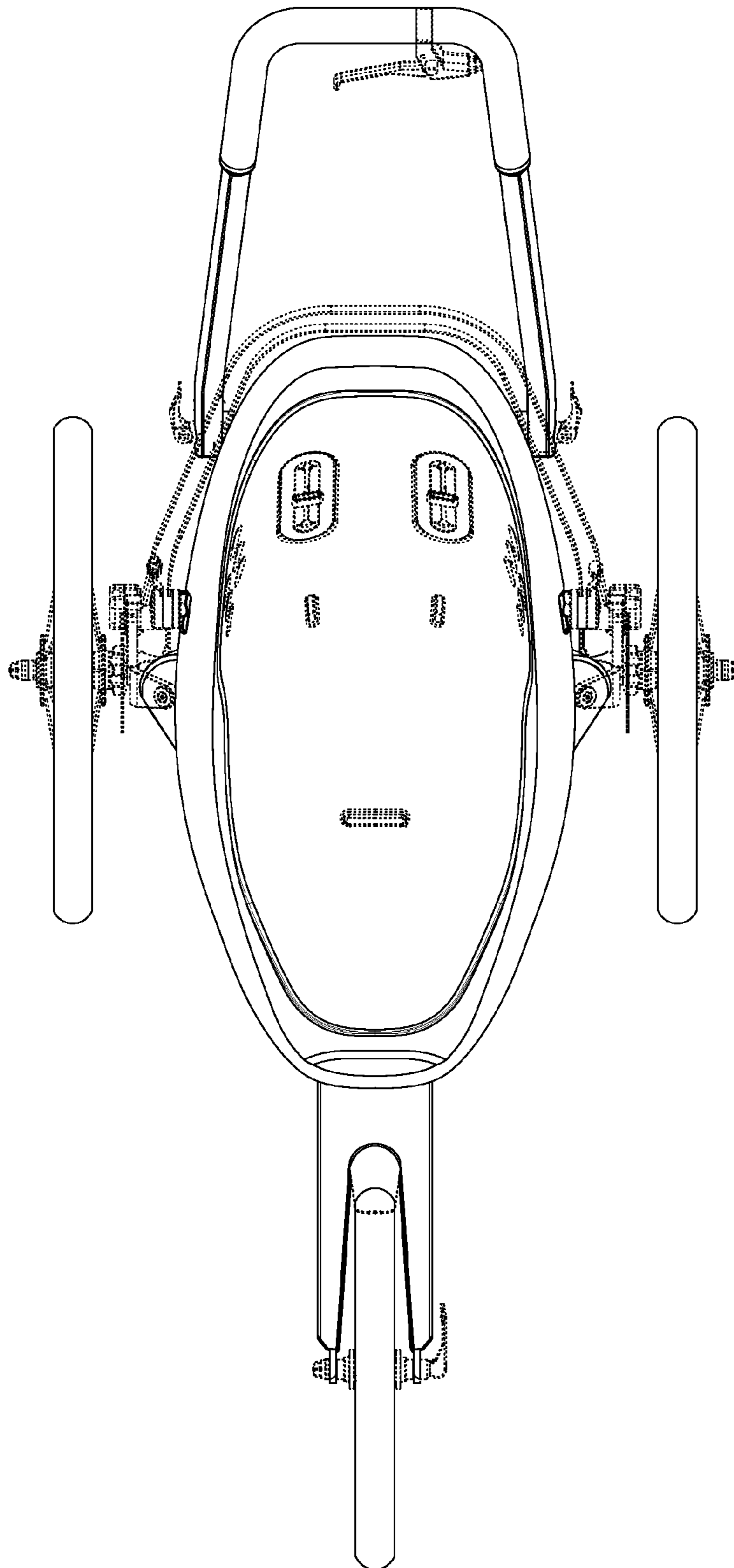


FIGURE 4




FIGURE 5

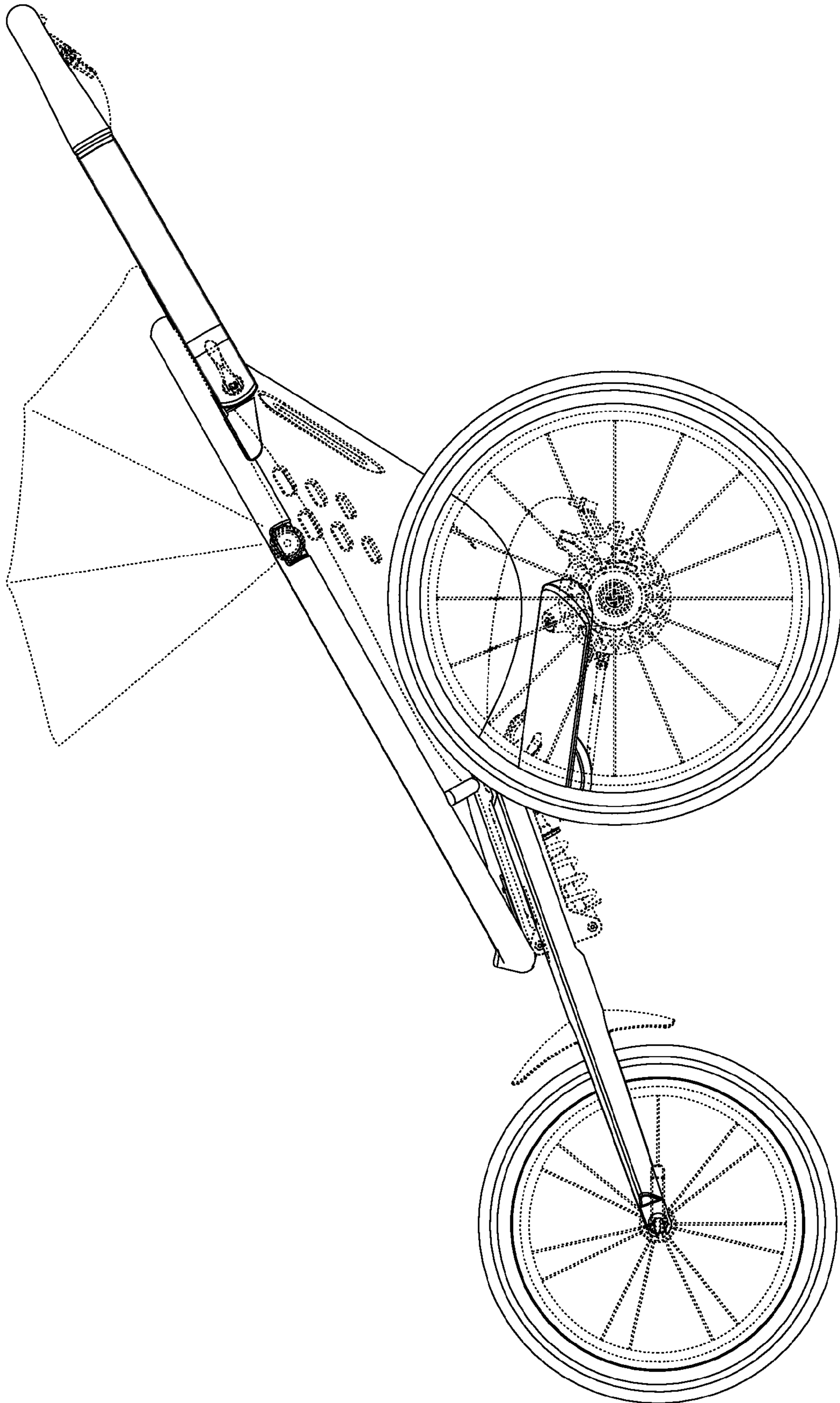


FIGURE 6

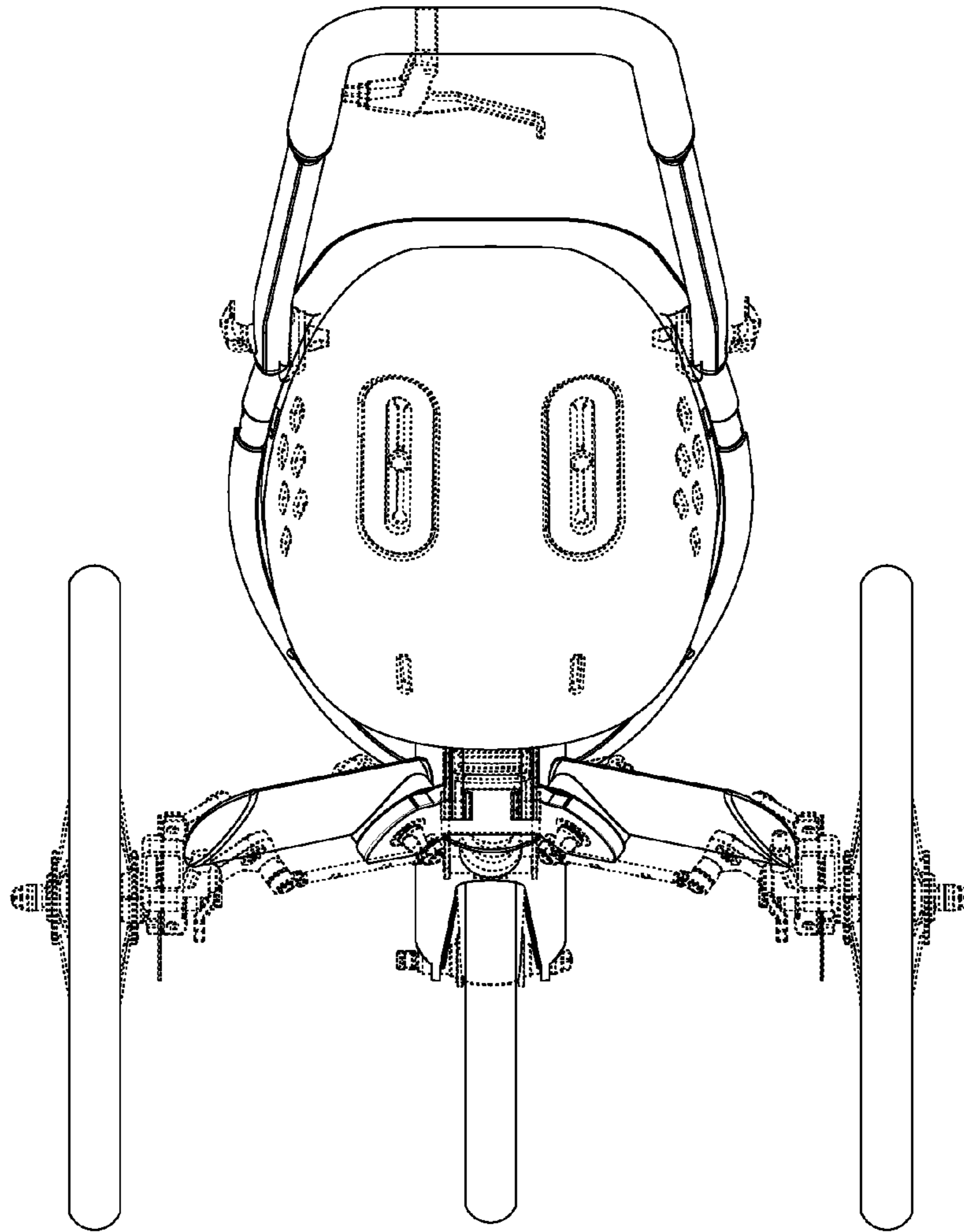


FIGURE 7