



US00D622632S

(12) **United States Design Patent**
Borkert

(10) **Patent No.:** **US D622,632 S**
(45) **Date of Patent:** **** Aug. 31, 2010**

(54) **VEHICLE**

(75) Inventor: **Mitja Borkert**, Pforzheim (DE)

(73) Assignee: **Dr. Ing. h.c. F. Porsche**
Aktiengesellschaft, Stuttgart (DE)

(**) Term: **14 Years**

(21) Appl. No.: **29/299,393**

(22) Filed: **Dec. 26, 2007**

(30) **Foreign Application Priority Data**

Jun. 26, 2007 (DE) 4 07 03 354

(51) **LOC (9) Cl.** **12-08**

(52) **U.S. Cl.** **D12/91**

(58) **Field of Classification Search** D12/86,
D12/90-92, 164, 196; D21/424, 433, 434;
296/181.5

See application file for complete search history.

(56) **References Cited**

U.S. PATENT DOCUMENTS

D482,990 S * 12/2003 Sims et al. D12/91
D525,910 S * 8/2006 Sugiura et al. D12/91
D538,710 S * 3/2007 Hsu D12/91

D544,404 S * 6/2007 Pfeiffer D12/91
D556,662 S * 12/2007 Murkett D12/196
D556,663 S * 12/2007 Murkett D12/196
D559,754 S * 1/2008 Murkett D12/196
D600,594 S * 9/2009 Kulla D12/91

* cited by examiner

Primary Examiner—Melody N Brown

(74) *Attorney, Agent, or Firm*—Laurence A. Greenberg;
Werner H. Stemer; Ralph E. Locher

(57) **CLAIM**

The ornamental design for the vehicle, as shown and described.

DESCRIPTION

FIG. 1 is a front view of the vehicle, showing my new design;
FIG. 2 is a rear view thereof;
FIG. 3 is a perspective view from the front and side thereof;
FIG. 4 is a perspective view from the rear and side thereof;
FIG. 5 is a left-side view thereof;
FIG. 6 is a right-side view thereof; and,
FIG. 7 is a top, plan view thereof.

1 Claim, 4 Drawing Sheets





FIG. 1



FIG. 2



FIG. 3



FIG. 4




FIG. 5




FIG. 6




FIG. 7