



US00D622630S

(12) **United States Design Patent**
De Felice

(10) **Patent No.:** **US D622,630 S**

(45) **Date of Patent:** **** Aug. 31, 2010**

(54) **WING HAND SHAPED DISPLAY**

D324,083 S 2/1992 Gelen

(76) **Inventor:** **Vincent De Felice**, 7020 N. Skyline Dr.,
Spokane, WA (US) 99208-6716

(Continued)

(**) **Term:** **14 Years**

(21) **Appl. No.:** **29/315,170**

(22) **Filed:** **Jun. 2, 2009**

(51) **LOC (9) Cl.** **11-02**

(52) **U.S. Cl.** **D11/160**

(58) **Field of Classification Search** D11/160,
D11/131, 54; D2/615, 617, 622, 623; D27/114;
D10/109, 114, 33; D23/367; 434/112, 113,
434/114, 172; 446/220; 40/540, 669; D28/61,
D28/62, 63, 65, 66, 67, 73

See application file for complete search history.

(56) **References Cited**

U.S. PATENT DOCUMENTS

1,118,488 A	11/1914	Homrig	
D47,781 S *	9/1915	Carson	D20/33
1,441,245 A *	1/1923	Ryan et al.	40/540
D120,914 S	6/1940	Horther	
2,453,604 A *	11/1948	Tenenbaum et al.	264/222
2,657,394 A *	11/1953	Milton, Jr. et al.	623/57
D191,585 S	10/1961	Miller	
D223,553 S *	5/1972	Valverde	D27/114
D234,583 S	3/1975	Ehrlich	
D249,400 S *	9/1978	Pearson	D29/116.1
D258,860 S *	4/1981	DiPietro	D7/676
D260,626 S *	9/1981	Kadar	D11/160
D266,261 S	9/1982	Einhorn et al.	
4,352,461 A	10/1982	Orta et al.	
4,378,215 A *	3/1983	Sparks	434/113
4,486,975 A	12/1984	Harreld et al.	
D288,076 S *	2/1987	Wheeler	D11/160
D295,640 S	5/1988	Breault	
D298,686 S	11/1988	Colclasure	
D303,036 S	8/1989	Giles	
D311,267 S	10/1990	Pesta	
D313,496 S	1/1991	Pesta	
D315,528 S	3/1991	Nickolett	

OTHER PUBLICATIONS

Pointing finger on white—iStockPhoto.com image uploaded on May 23, 2005; pulled from the web Jul. 30, 2009 http://www.istockphoto.com/file_closeup/people/605934-pointing-finger-on-white.php?id=605934&refnum=193954.

Primary Examiner—Paula Greene

(74) *Attorney, Agent, or Firm*—Wells St. John P.S.

(57) **CLAIM**

The ornamental design for a wing hand shaped display, as shown and described.

DESCRIPTION

FIG. 1 is a front view of a wing hand shaped display showing the claimed design;

FIG. 2 is a rear view thereof;

FIG. 3 is a right side view thereof;

FIG. 4 is a left side view thereof;

FIG. 5 is a bottom view thereof;

FIG. 6 is a top view thereof;

FIG. 7 is a front view thereof shown in an environment in which the claimed design may be used; the words “LOGOS HERE” indicate where a user might place an ad; and,


FIG. 8 is a rear view thereof.

The broken lines of the words “LOGOS HERE” in FIGS. 7 and 8 form no part of the claimed design where they appear as an indicator. The broken lines of the bottom of FIG. 5 form no part of the claimed design.

The present design is for a wing hand shaped display used for displaying various things, such as team names and/or logos, and is commonly worn over a person’s hand.

The bottom is in part plain and unornamented, and the unornamented portion is not claimed as part of the design.

1 Claim, 8 Drawing Sheets



US D622,630 S

Page 2

U.S. PATENT DOCUMENTS

D326,122 S *	5/1992	Wilson	D10/109	D420,206 S	2/2000	Lawson	
D339,380 S	9/1993	Scapillato		D420,494 S	2/2000	Eschbacher et al.	
D339,609 S	9/1993	Martin et al.		D429,285 S	8/2000	Schini	
5,343,567 A	9/1994	Zumbiel		6,108,817 A	8/2000	Kostelac	
5,457,821 A	10/1995	Kiefer		D435,957 S	1/2001	Kenefake	
D377,053 S	12/1996	Williams		D462,507 S	9/2002	Bishop et al.	
D386,530 S	11/1997	Pesta		D466,353 S	12/2002	Marks et al.	
D387,542 S	12/1997	Smith		6,612,056 B1	9/2003	Thomas, II	
D393,345 S	4/1998	Clegg et al.		D489,772 S	5/2004	Fine et al.	
D393,535 S	4/1998	Farber		D495,749 S *	9/2004	Van Veen et al.	D20/32
D397,540 S	9/1998	Chase		D506,569 S *	6/2005	Chen	D27/149
D397,740 S	9/1998	Georgevich		D512,811 S	12/2005	Luciano et al.	
D406,437 S	3/1999	Tulleners		D531,859 S	11/2006	Bogumil et al.	
D416,055 S	11/1999	Pool et al.		D536,156 S	2/2007	McSweeney	
D417,728 S	12/1999	Benton		D543,789 S	6/2007	Gilley et al.	
D417,769 S	12/1999	Cauthen		D558,273 S	12/2007	Keith	
6,012,174 A	1/2000	Rech et al.		D567,476 S *	4/2008	Harland	D2/615

* cited by examiner




Fig. 1




Fig. 2

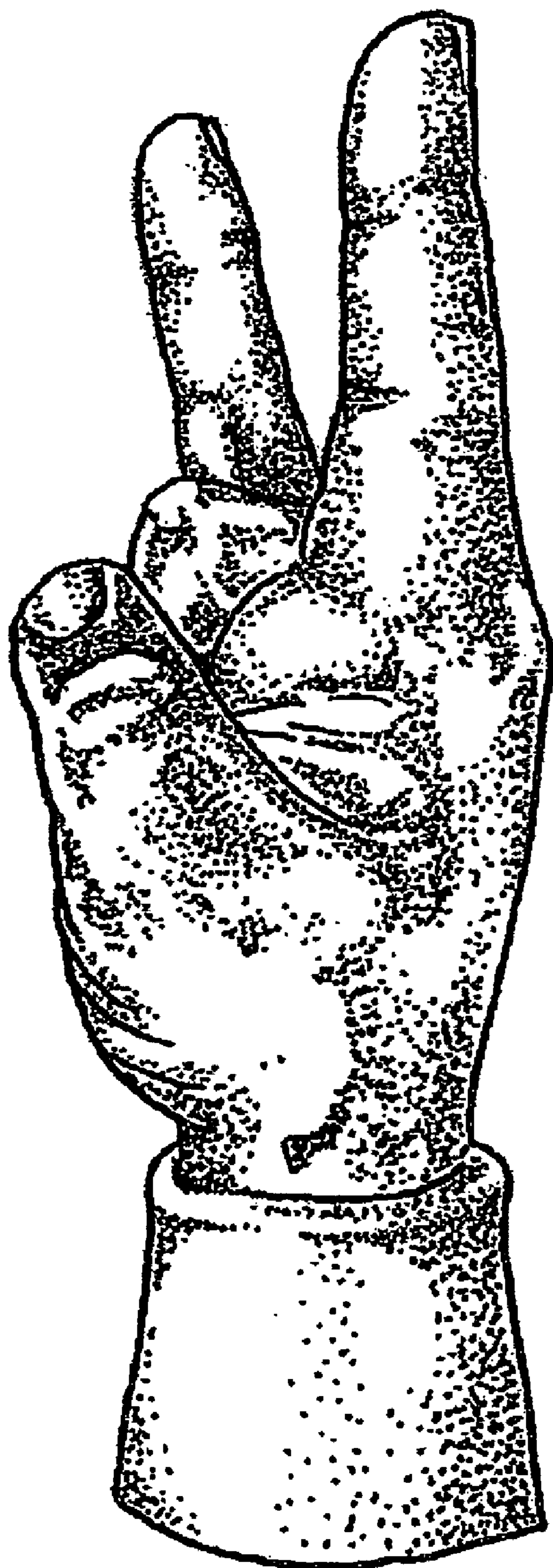


Fig. 3

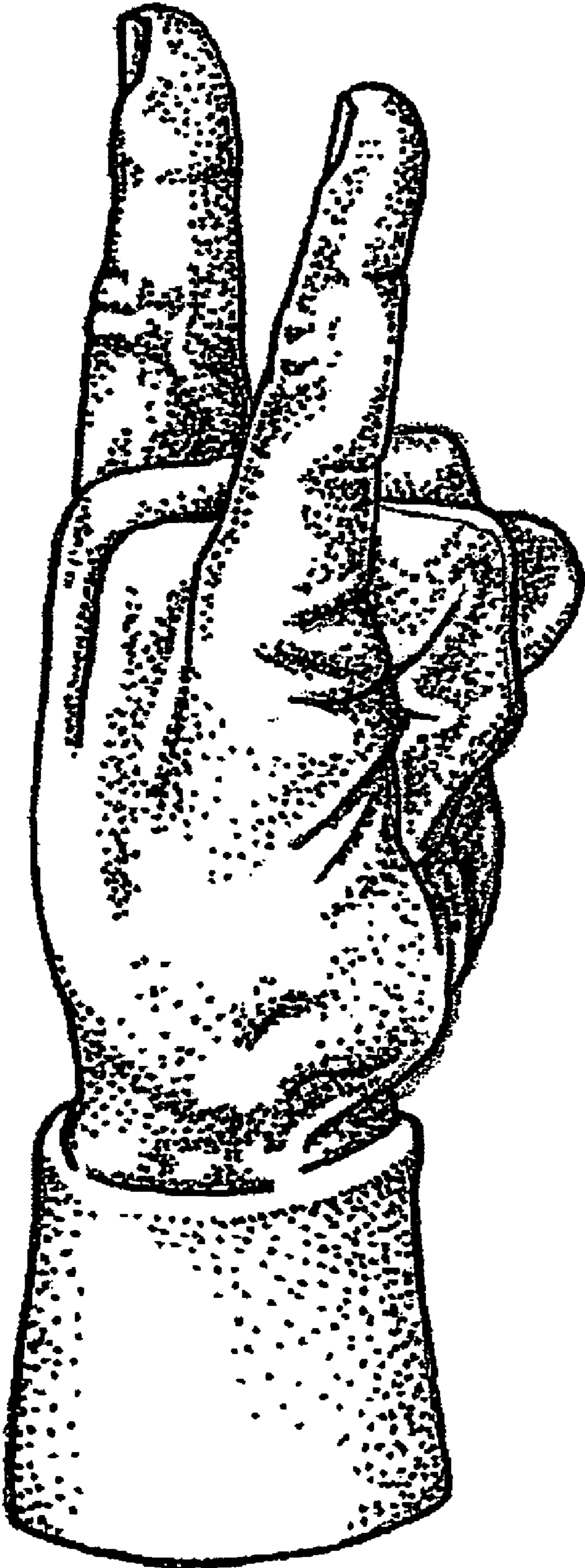


Fig. 4

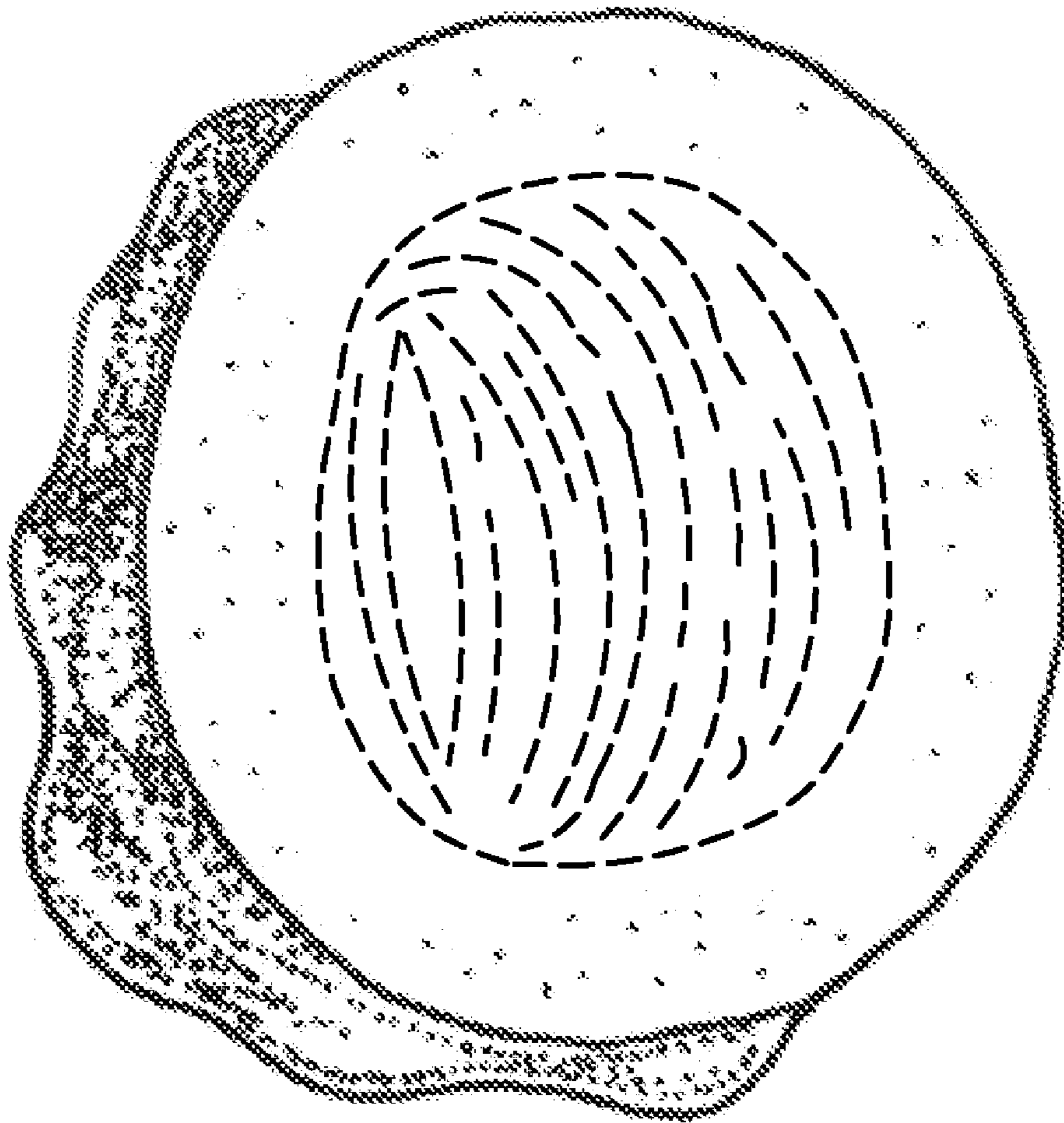


Fig. 5




Fig. 6




Fig. 7

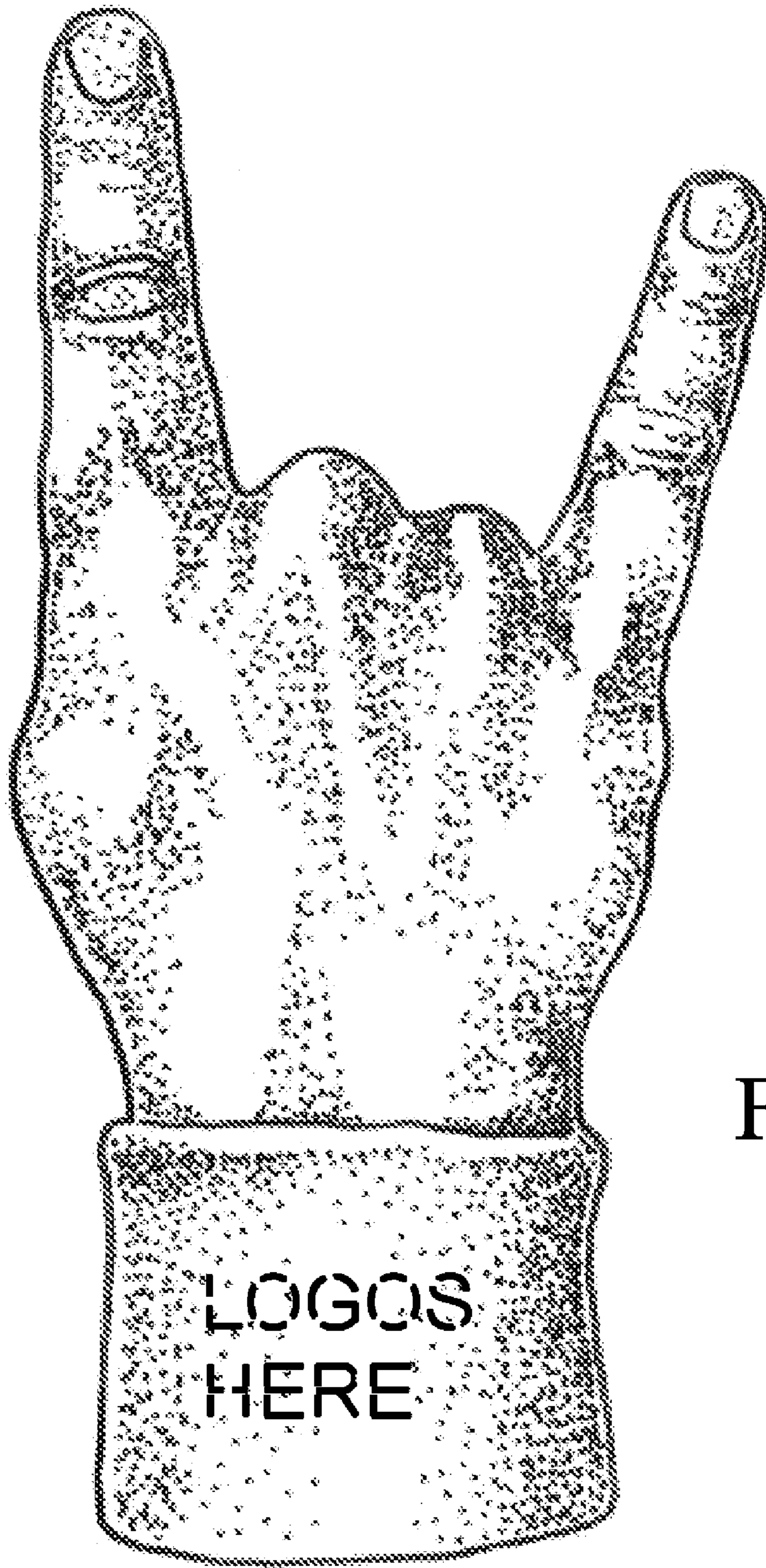


Fig. 8