



US00D622628S

(12) **United States Design Patent**
Castaline et al.

(10) **Patent No.:** **US D622,628 S**

(45) **Date of Patent:** **** Aug. 31, 2010**

(54) **DOUBLE HEART JEWELRY BAIL**

(76) Inventors: **Jeffrey J. Castaline**, 41 S. Railroad Ave., San Mateo, CA (US) 94401;
Hiroyuki Kobayashi, 41 S. Railroad Ave., San Mateo, CA (US) 94401

(**) Term: **14 Years**

(21) Appl. No.: **29/362,215**

(22) Filed: **May 21, 2010**

(51) **LOC (9) Cl.** **11-02**

(52) **U.S. Cl.** **D11/56; D11/81**

(58) **Field of Classification Search** D11/1-2,
D11/40-41, 43-50, 53, 56, 60, 63, 65, 67,
D11/75-78.1, 85-105, 108-109, 115-116;
63/1.12, 1.13, 1.14, 1.16, 1.18, 13, 14.1,
63/35, 38, 39

See application file for complete search history.

(56) **References Cited**

U.S. PATENT DOCUMENTS

- 5,775,484 A * 7/1998 Ovadia 206/6.1
- D467,193 S * 12/2002 Jongsoonthornthurakit .. D11/79
- D516,942 S * 3/2006 Lawlor et al. D11/103
- D518,750 S * 4/2006 Lawlor et al. D11/56
- D533,477 S * 12/2006 Felley D11/56
- D553,539 S * 10/2007 Arasheben et al. D11/83
- D581,242 S 11/2008 Norman
- D602,809 S * 10/2009 Castaline et al. D11/103

- 7,596,966 B2 * 10/2009 Garvin 63/1.16
- D604,658 S * 11/2009 Castaline et al. D11/79
- D605,546 S * 12/2009 Castaline et al. D11/82
- D614,074 S * 4/2010 Castaline et al. D11/79
- D616,784 S * 6/2010 Castaline et al. D11/67
- D617,232 S * 6/2010 Castaline et al. D11/67

OTHER PUBLICATIONS

<http://www.overstock.com/Jewelry-Watches/Silver-and-10k-Gold-1-4ct-TDW-Heart-Necklace/3863265/product.html>.

* cited by examiner

Primary Examiner—Cathron C Brooks

Assistant Examiner—Melanie Levy

(74) *Attorney, Agent, or Firm*—Deborah W. Wenocur

(57) **CLAIM**

The ornamental design for a double heart jewelry bail, as shown and described.

DESCRIPTION

FIG. 1 is a perspective view of a double heart jewelry bail, showing our new design.


FIG. 2 is a front elevational view;

FIG. 3 is a side elevational view, the opposite side view being a mirror image thereof;

FIG. 4 is a rear elevational view; and,

FIG. 5 is a top plan view.

1 Claim, 1 Drawing Sheet






FIG. 1

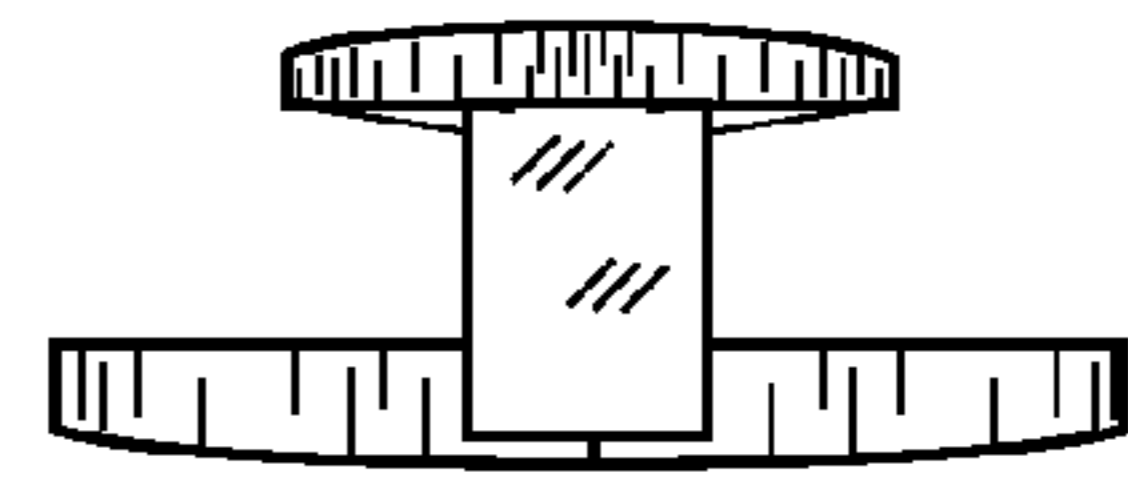


FIG. 5




FIG. 2

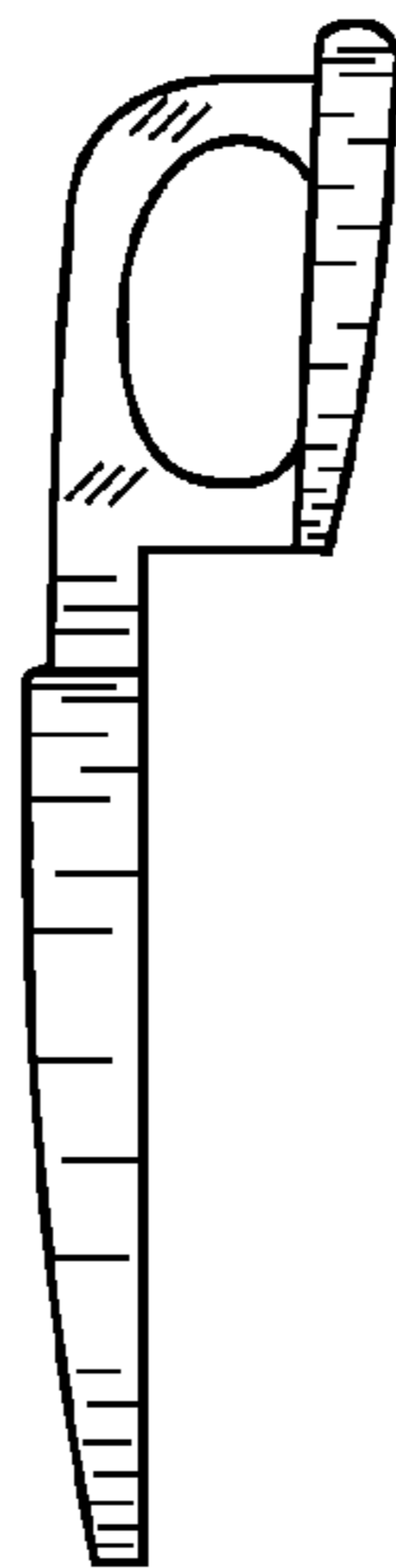


FIG. 3




FIG. 4