



US00D622618S

(12) **United States Design Patent**
Ramsey

(10) **Patent No.:** **US D622,618 S**

(45) **Date of Patent:** **** Aug. 31, 2010**

(54) **MULTIPURPOSE PENDANT WATCH**

(76) **Inventor:** **Daniel G. Ramsey**, 2269 Canterbury Rd., Upper Arlington, OH (US) 43221

(**) **Term:** **14 Years**

(21) **Appl. No.:** **29/336,286**

(22) **Filed:** **Apr. 30, 2009**

D478,011 S *	8/2003	Cooper	D10/31
D478,823 S *	8/2003	Kelleghan	D10/68
D505,337 S *	5/2005	Cooper	D10/2
D505,867 S *	6/2005	Cooper	D10/2
D521,587 S *	5/2006	Smith	D21/789
D539,169 S *	3/2007	Falkenstein et al.	D10/31
D562,702 S *	2/2008	Bhavnani	D10/2
D571,673 S *	6/2008	Cooper	D10/37
D588,939 S *	3/2009	Falkenstein	D10/31
D592,530 S *	5/2009	Ramsey	D10/31
2008/0219106 A1 *	9/2008	Genender	368/316

* cited by examiner

Related U.S. Application Data

(63) Continuation-in-part of application No. 29/320,461, filed on Jun. 27, 2008, now Pat. No. Des. 592,530.

Primary Examiner—Lucy Lieberman

(74) *Attorney, Agent, or Firm*—Jason H. Foster; Kremblas & Foster

(51) **LOC (9) Cl.** **10-02**

(52) **U.S. Cl.** **D10/31**

(58) **Field of Classification Search** D10/2,
D10/4, 31, 30, 37, 68; D3/208; 368/10,
368/14, 276, 278, 316; 224/269, 903; D11/2,
D11/7, 79

See application file for complete search history.

(57) **CLAIM**

The ornamental design for a multipurpose pendant watch, as shown and described.

(56) **References Cited**

U.S. PATENT DOCUMENTS

D66,249 S *	12/1924	Stoll	D10/30
D73,323 S *	8/1927	Kislinger	D10/30
1,740,427 A *	12/1929	Kislinger	368/285
D224,131 S *	7/1972	Musy	D10/33
D270,714 S *	9/1983	Sang	D10/33
D312,415 S *	11/1990	Muller et al.	D10/31
D320,945 S *	10/1991	Hiles	D10/31
5,540,367 A *	7/1996	Kauker	224/269
D380,979 S *	7/1997	Perlmutter	D11/79
D382,817 S *	8/1997	Ahmadi	D10/30
5,781,512 A *	7/1998	Pantet	368/316
D402,104 S *	12/1998	Kauker et al.	D3/215
D448,653 S *	10/2001	Kauker	D8/367
D467,819 S *	12/2002	Tang	D10/30
D474,239 S *	5/2003	Rosenbaum	D19/44

DESCRIPTION

FIG. 1 is a perspective view of a multipurpose pendant watch of my new design wherein the broken line disclosure is for environmental purposes and does not constitute a part of the claimed design;

FIG. 2 is a top plan view thereof;

FIG. 3 is a left side elevational view thereof;

FIG. 4 is a front elevational view thereof;

FIG. 5 is a right side elevational view thereof;

FIG. 6 is a bottom plan view thereof; and,

FIG. 7 is a rear elevational view thereof.

The broken lines in the drawings are used to show portions of the multipurpose pendant watch that do not form part of the claimed design.

1 Claim, 3 Drawing Sheets

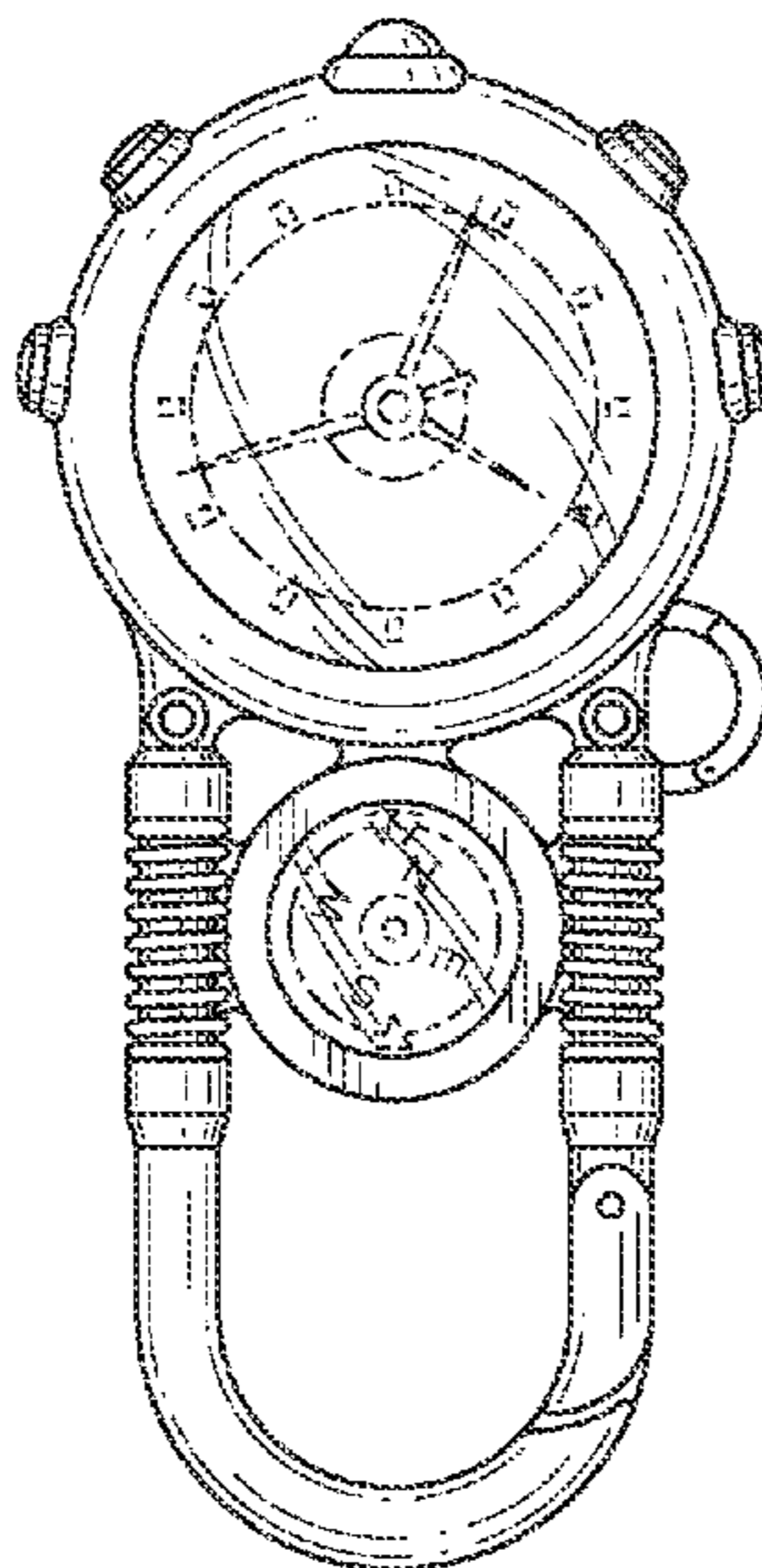


FIG. 1

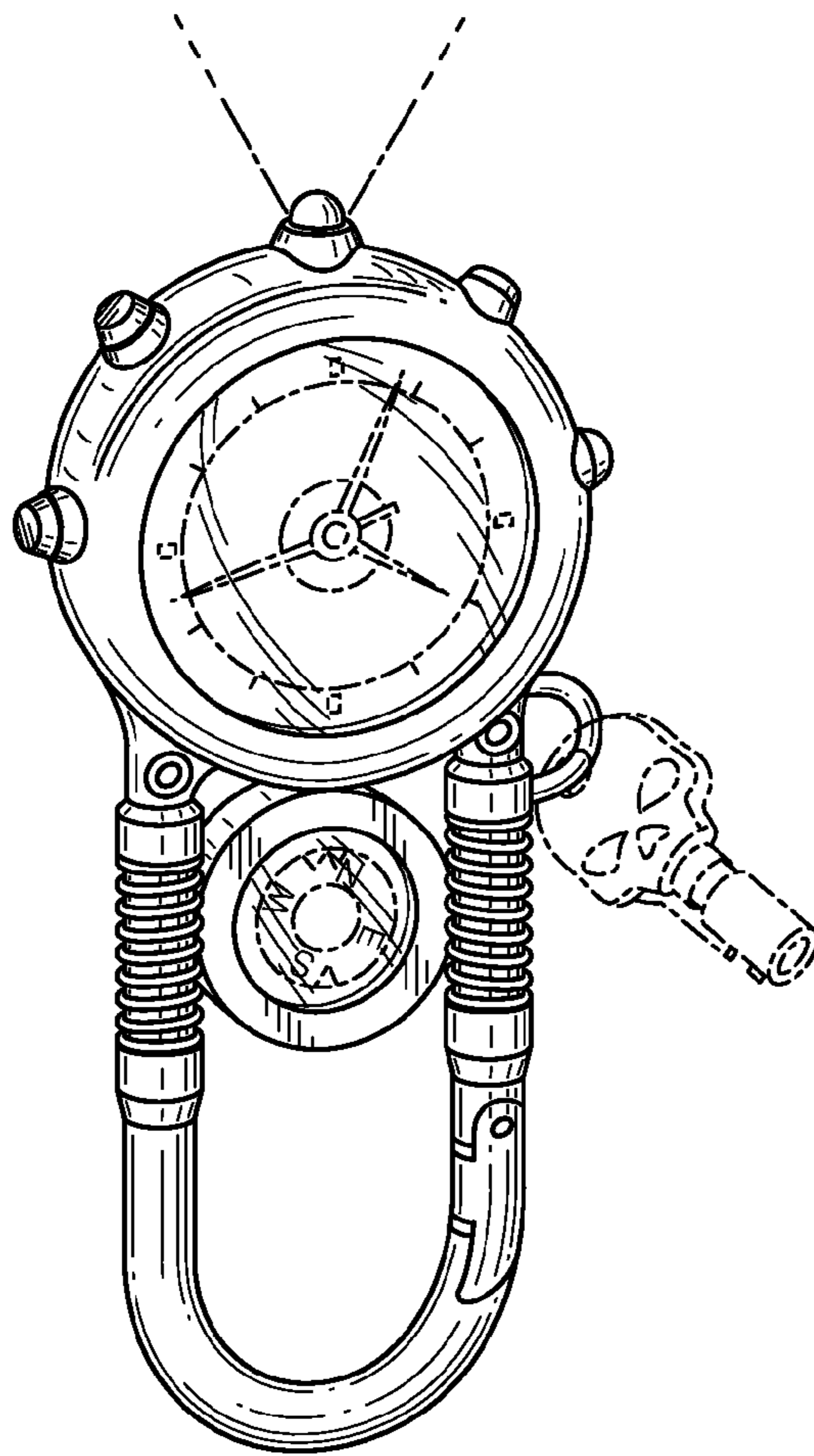


FIG. 2

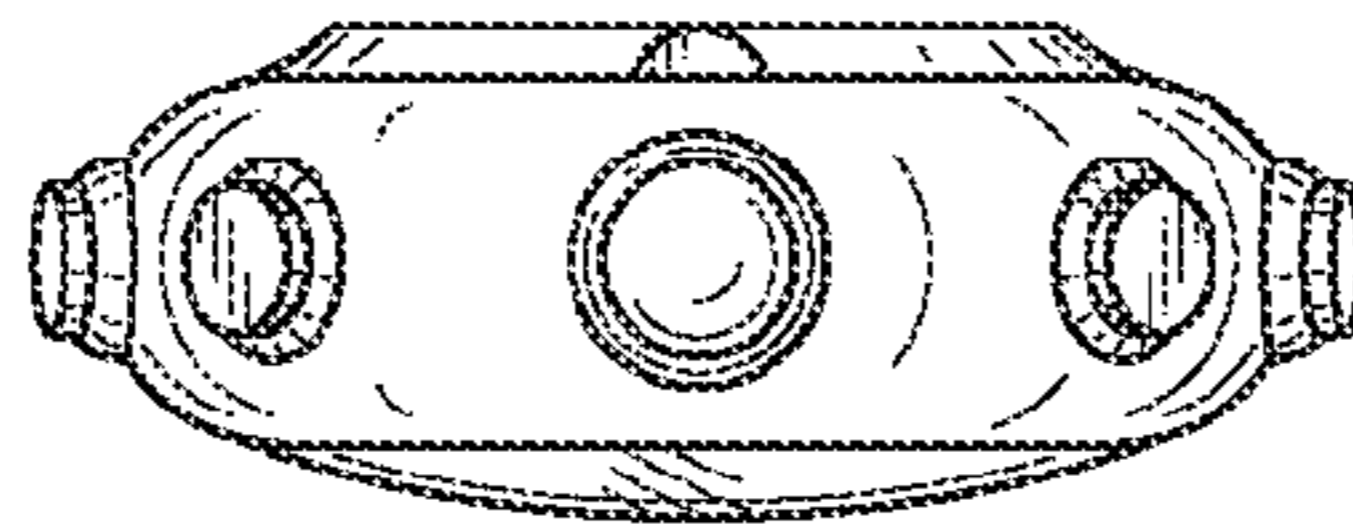


FIG. 3

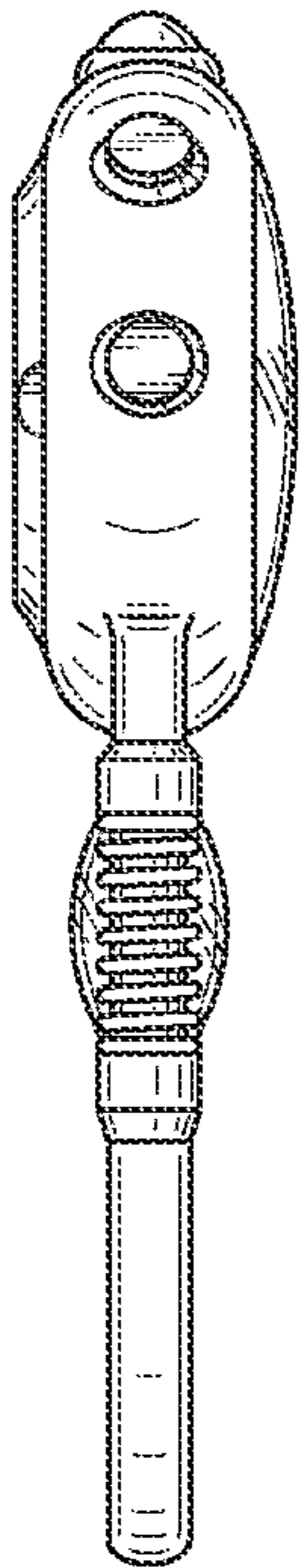


FIG. 4

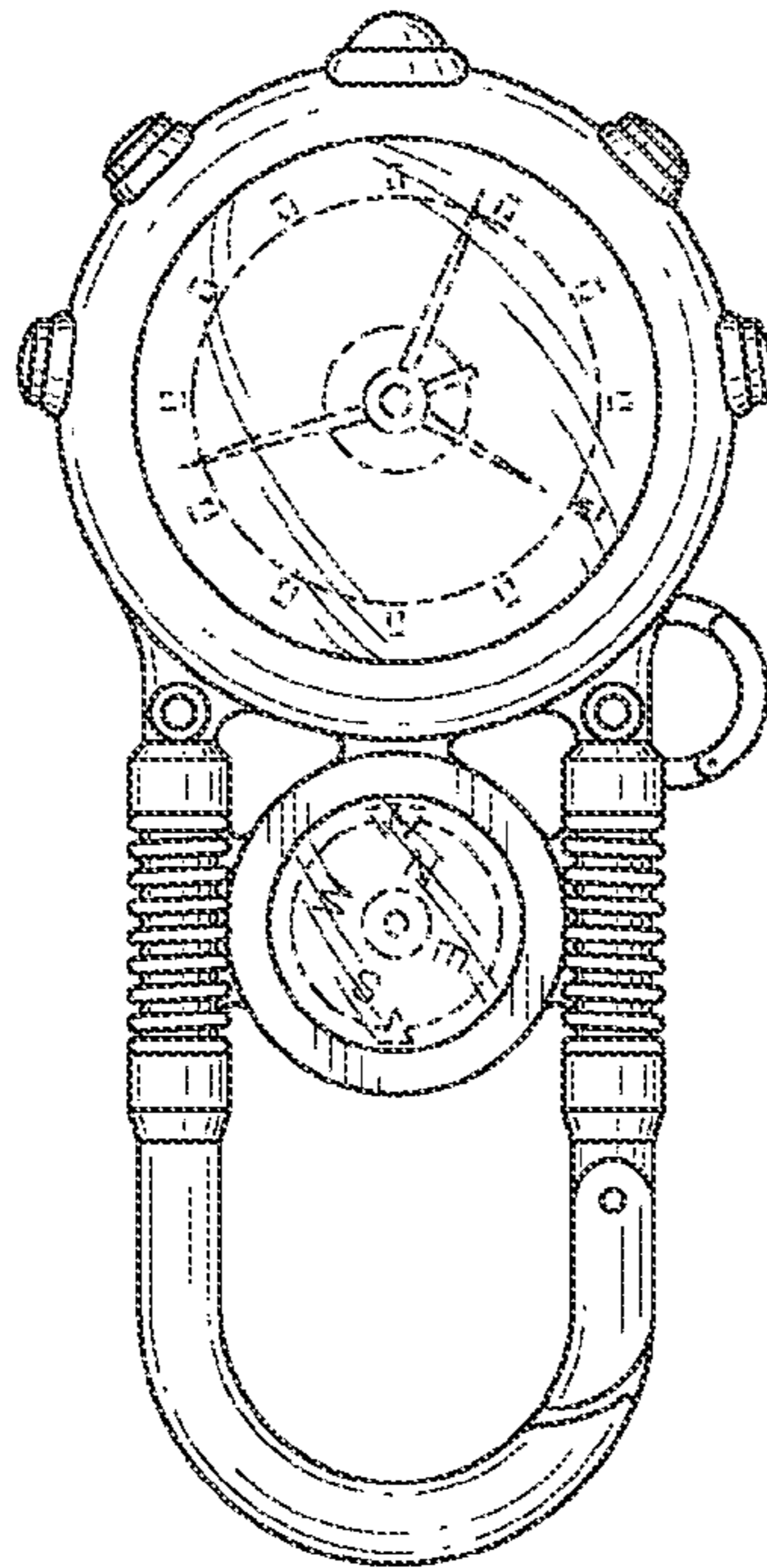


FIG. 5

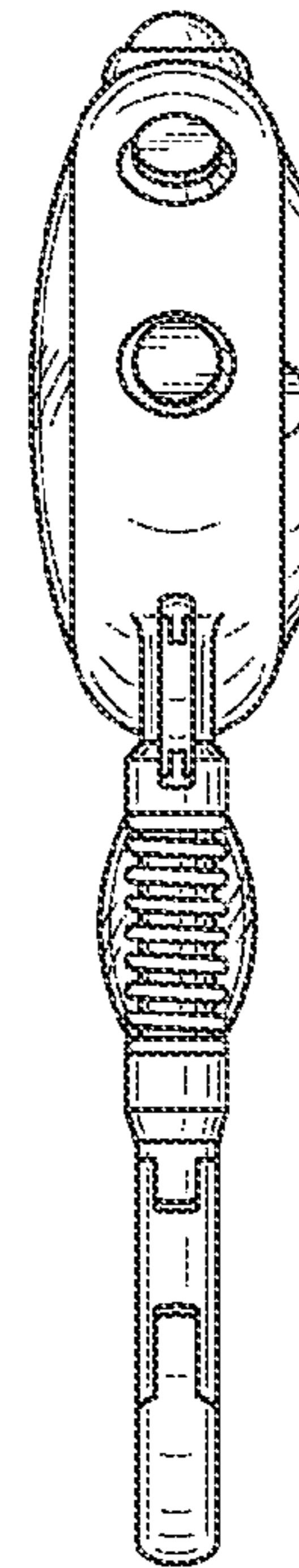


FIG. 6




FIG. 7

