



US00D622603S

(12) **United States Design Patent**  
**Potts**

(10) **Patent No.:** **US D622,603 S**  
(45) **Date of Patent:** **\*\* Aug. 31, 2010**

- (54) **CONTAINER**
- (75) Inventor: **Craig L. Potts**, Maumee, OH (US)
- (73) Assignee: **Owens-Brockway Glass Container Inc.**, Perrysburg, OH (US)
- (\*\*) Term: **14 Years**
- (21) Appl. No.: **29/345,336**
- (22) Filed: **Oct. 14, 2009**
- (51) **LOC (9) Cl.** ..... **09-01**
- (52) **U.S. Cl.** ..... **D9/545**
- (58) **Field of Classification Search** ..... D9/500,  
D9/505, 516, 682, 690, 691, 545, 546, 548,  
D9/549, 558, 572, 573, 574; 215/381-385  
See application file for complete search history.

D550,082 S	9/2007	Ng et al.	
D551,552 S *	9/2007	Rica	D9/500
D556,577 S	12/2007	Didier	
D561,026 S *	2/2008	Rica	D9/500
D573,024 S *	7/2008	Delbon	D9/500
D580,771 S	11/2008	Rica	
D586,659 S	2/2009	Delbon	
D591,596 S *	5/2009	Rica	D9/500
D600,556 S *	9/2009	Chupak	D9/500
D600,557 S *	9/2009	Chupak	D9/500

\* cited by examiner

*Primary Examiner*—Stella M Reid  
*Assistant Examiner*—Elizabeth J Oswecki

(56) **References Cited**

**U.S. PATENT DOCUMENTS**

D25,943 S *	8/1896	Jenkins	D9/545
D38,557 S *	5/1907	Levis	D9/500
D272,990 S *	3/1984	Strand	D9/500
D343,580 S	1/1994	Reynaud	
D354,228 S *	1/1995	Boisset	D9/503
D461,129 S *	8/2002	Zutler	D9/500
D461,410 S *	8/2002	Zutler	D9/500
D461,411 S *	8/2002	Zutler	D9/500
D484,419 S	12/2003	Potocki et al.	
D508,856 S *	8/2005	Boon et al.	D9/545
D509,433 S *	9/2005	Trayser et al.	D9/501
D526,197 S *	8/2006	Lauret	D9/505
D543,846 S	6/2007	Kitamura et al.	

(57) **CLAIM**

I claim the ornamental design for a container, as shown and described.

**DESCRIPTION**

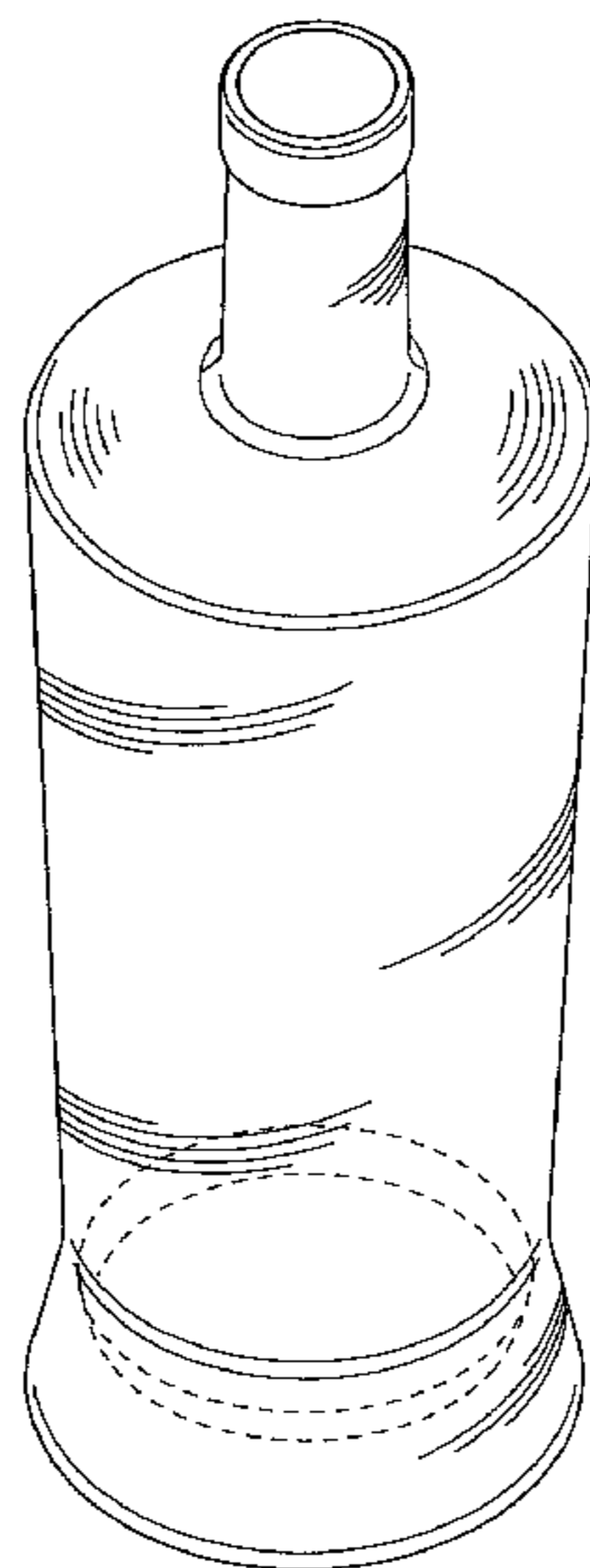
FIG. 1 is a perspective view of a container showing my new design.

FIG. 2 is a front elevational view thereof, the two side elevational views and the rear elevational view being identical to FIG. 2; and,

FIG. 3 is a top plan view thereof, the bottom of the container forming no part of the claimed design.

The broken line showing of an interior ring in FIGS. 1 and 2 is included for purposes of illustration only and forms no part of the claimed design.

**1 Claim, 1 Drawing Sheet**



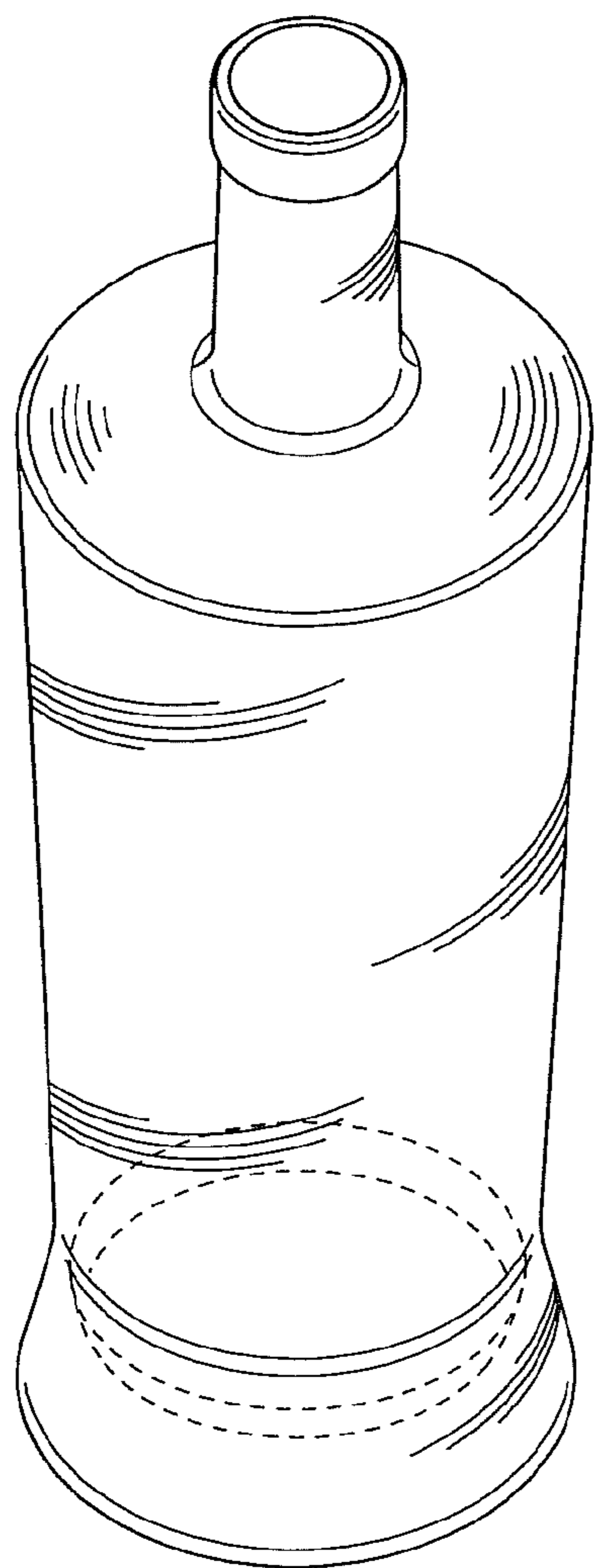


FIG. 1

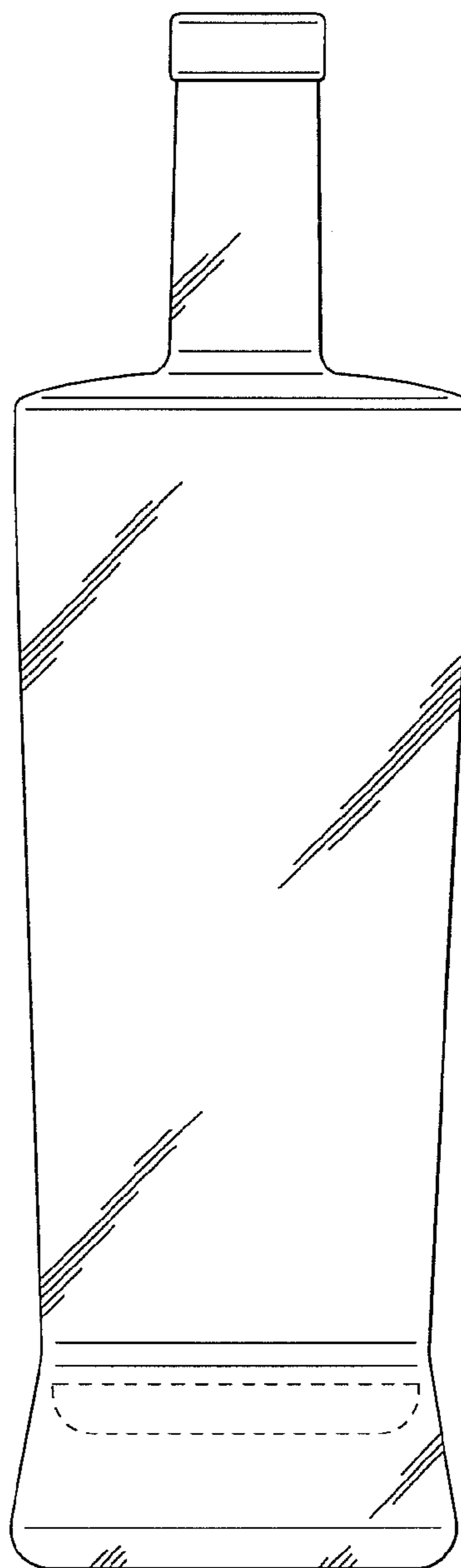


FIG. 2

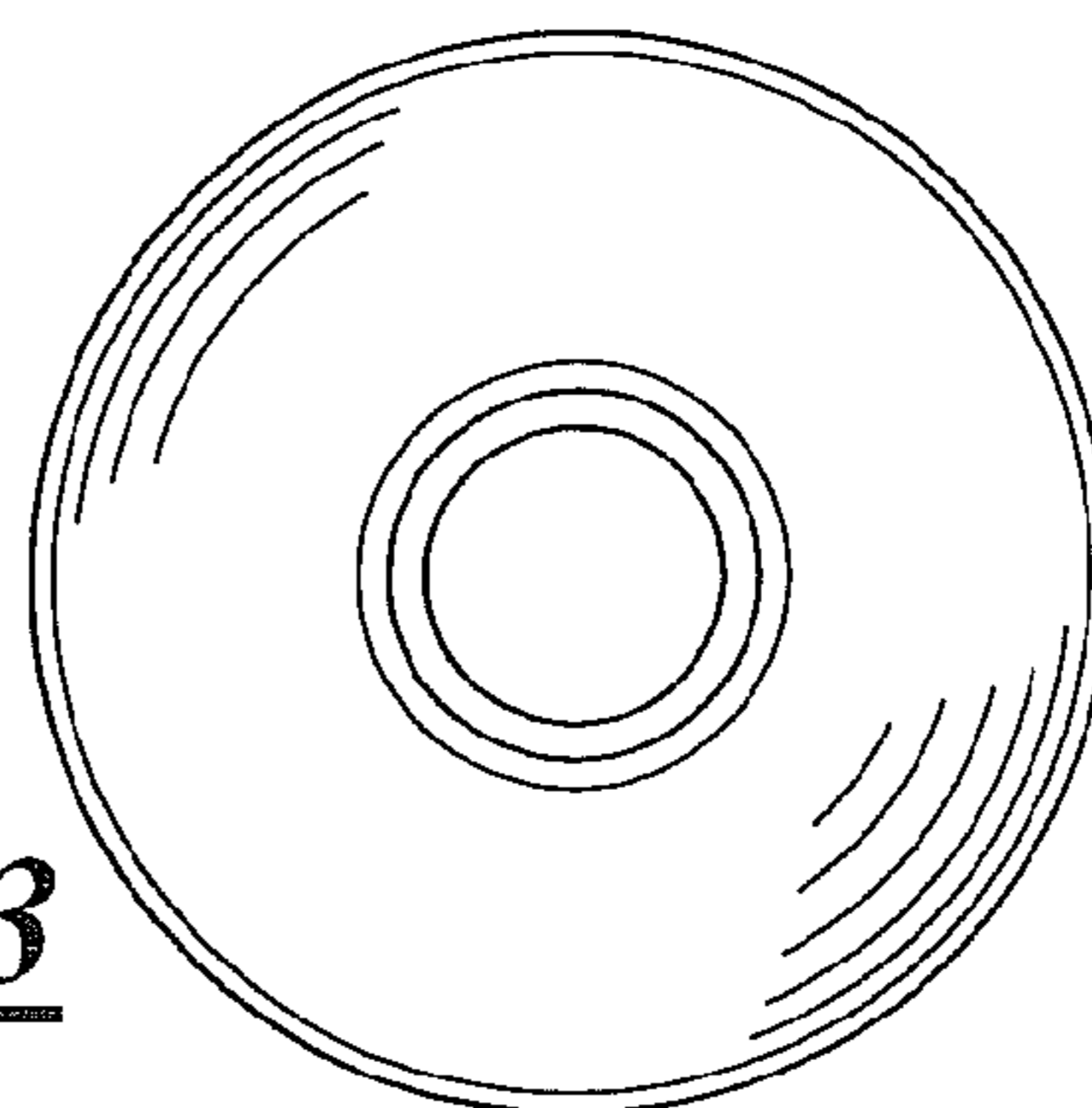


FIG. 3