



US00D622601S

(12) **United States Design Patent**  
**Potts**

(10) **Patent No.:** **US D622,601 S**

(45) **Date of Patent:** **\*\* Aug. 31, 2010**

(54) **CONTAINER**

(75) Inventor: **Craig L. Potts**, Maumee, OH (US)

(73) Assignee: **Owens-Brockway Glass Container Inc.**, Perrysburg, OH (US)

(\*\*) Term: **14 Years**

(21) Appl. No.: **29/345,333**

(22) Filed: **Oct. 14, 2009**

(51) **LOC (9) Cl.** ..... **09-01**

(52) **U.S. Cl.** ..... **D9/544**

(58) **Field of Classification Search** ..... D9/500,  
D9/505, 516, 682, 690, 691, 544, 545, 546,  
D9/559, 560, 572, 573, 574; 215/381-385  
See application file for complete search history.

(56) **References Cited**

**U.S. PATENT DOCUMENTS**

D25,048 S *	1/1896	Sherwood	.....	D9/544
D93,412 S *	9/1934	Kessler	.....	D9/560
D412,276 S *	7/1999	Arslanian	.....	D9/661
D414,426 S *	9/1999	Bakic	.....	D9/544
D428,577 S *	7/2000	Shanahan	.....	D9/544
D431,193 S *	9/2000	Shanahan	.....	D9/544
D432,427 S *	10/2000	Shanahan	.....	D9/544
D475,929 S *	6/2003	Bakic	.....	D9/574
D488,070 S *	4/2004	Yourist	.....	D9/560
D526,206 S *	8/2006	Varlet	.....	D9/560
D527,646 S	9/2006	Cornet et al.		
D561,039 S	2/2008	Del Bon		
D567,664 S *	4/2008	Rica	.....	D9/560

D568,752 S *	5/2008	Varlet	.....	D9/544
D573,892 S *	7/2008	Moretti	.....	D9/574
D573,893 S *	7/2008	Moretti	.....	D9/574
D580,773 S	11/2008	Rica		
D581,800 S	12/2008	Rica		
D584,631 S *	1/2009	Van Well	.....	D9/544
D586,659 S	2/2009	Delbon		
D586,661 S *	2/2009	Sherman et al.	.....	D9/560
D592,061 S *	5/2009	Rica	.....	D9/500
D594,343 S *	6/2009	Leruste	.....	D9/560
D598,777 S *	8/2009	Belke et al.	.....	D9/546

\* cited by examiner

*Primary Examiner*—Stella M Reid

*Assistant Examiner*—Elizabeth J Oswecki

(57) **CLAIM**

I claim the ornamental design for a container, as shown and described.

**DESCRIPTION**


FIG. 1 is a perspective view of a container showing my new design.

FIG. 2 is a front elevational view thereof, the two side elevational views and the rear elevational view being identical to FIG. 2; and,

FIG. 3 is a top plan view thereof, the bottom of the container forming no part of the claimed design.

The broken line showing of an interior ring in FIGS. 1 and 2 is included for purposes of illustration only and forms no part of the claimed design.

**1 Claim, 1 Drawing Sheet**






FIG. 1

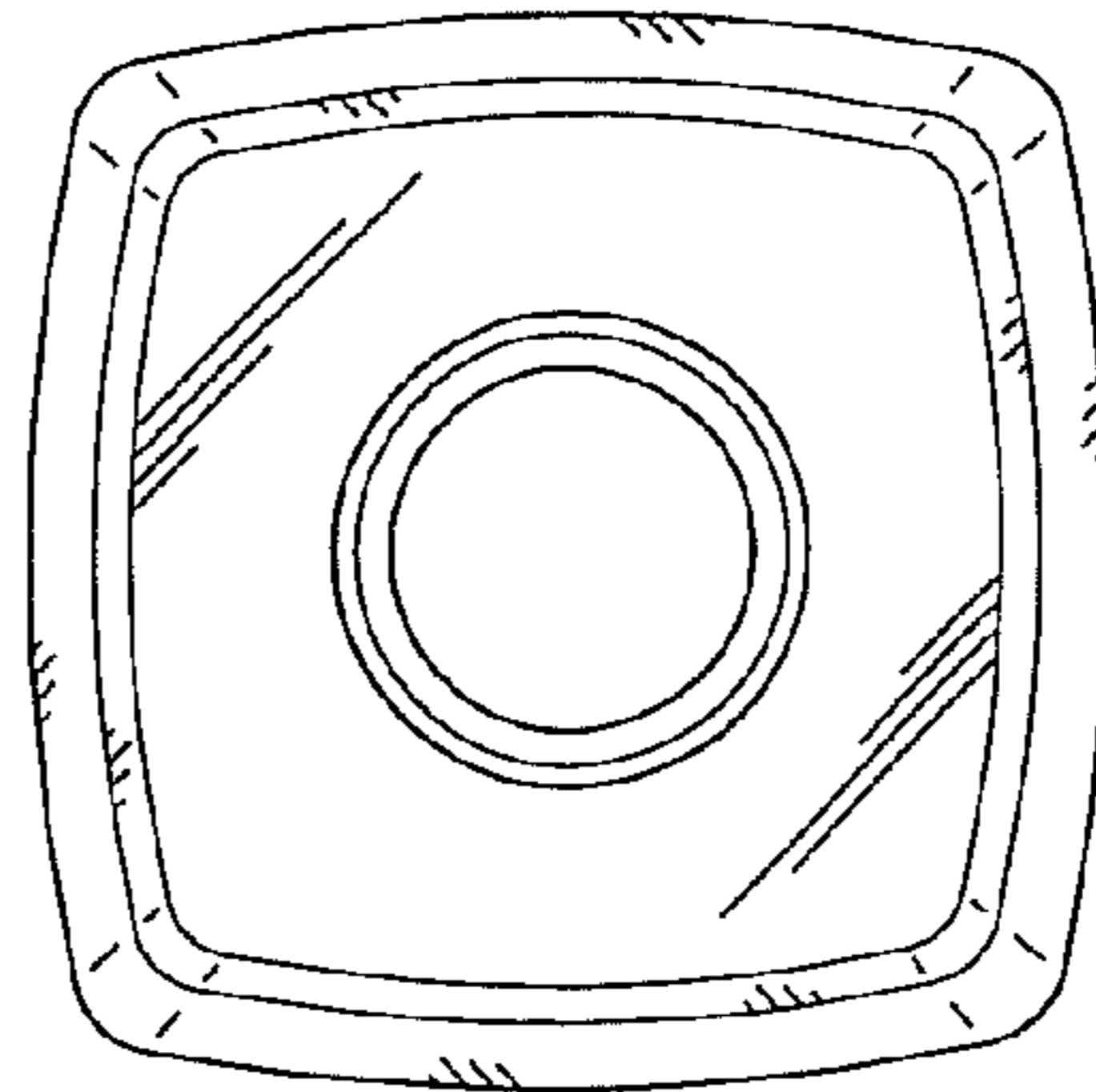


FIG. 3

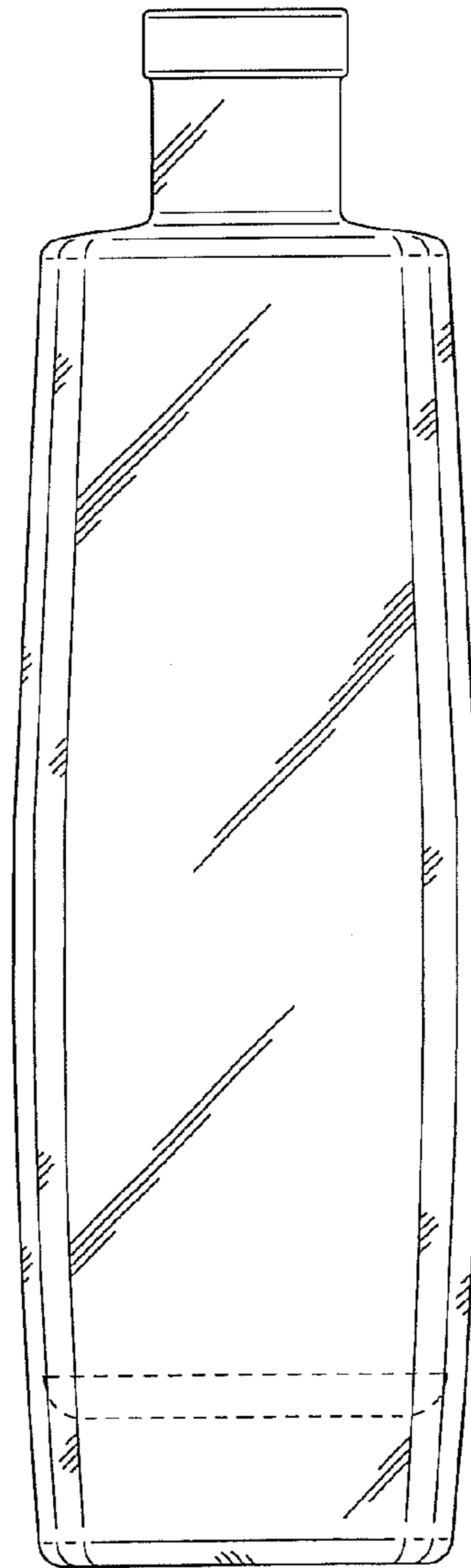


FIG. 2