



US00D622593S

(12) **United States Design Patent**
Toh et al.

(10) **Patent No.:** **US D622,593 S**

(45) **Date of Patent:** **** Aug. 31, 2010**

(54) **CONTAINER**

(75) Inventors: **Kiat Cheong Toh**, Forest Hills, NY (US); **John Lamb**, Pewsey (GB); **Will Maskell**, Marlborough (GB); **Alan Whiting**, Penrith (GB); **Tom Walton**, Shipston-on-Stour (GB); **Corinne Elstow**, Marlborough (GB)

(73) Assignee: **Colgate-Palmolive Company**, New York, NY (US)

(**) Term: **14 Years**

(21) Appl. No.: **29/339,431**

(22) Filed: **Jun. 30, 2009**

(51) **LOC (9) Cl.** **09-01**

(52) **U.S. Cl.** **D9/516; D9/551**

(58) **Field of Classification Search** D9/516,
D9/522, 523, 526, 530, 537, 538, 539, 540,
D9/549, 550, 551, 552, 563, 564, 565, 571,
D9/575; 215/381-385

See application file for complete search history.

(56) **References Cited**

U.S. PATENT DOCUMENTS

| | | | | |
|--------------|---------|----------|-------|--------|
| D71,162 S * | 9/1926 | Smith | | D9/544 |
| D87,142 S * | 6/1932 | Barbiers | | D9/567 |
| D95,888 S * | 6/1935 | Adams | | D9/563 |
| D111,169 S * | 9/1938 | Bicks | | D9/567 |
| D143,656 S | 1/1946 | Graham | | |
| D185,991 S * | 8/1959 | Loewy | | D10/2 |
| D220,865 S | 6/1971 | Weckman | | |
| D236,687 S * | 9/1975 | Noyes | | D9/563 |
| D266,988 S * | 11/1982 | Grodin | | D7/303 |

| | | | | |
|--------------|---------|---------------|-------|--------|
| D276,593 S * | 12/1984 | Chajet | | D9/546 |
| D283,981 S | 5/1986 | Culbreath | | |
| D315,501 S | 3/1991 | Durand | | |
| D329,326 S | 9/1992 | Sheehy et al. | | |
| D329,805 S * | 9/1992 | Normand | | D9/520 |
| D367,231 S | 2/1996 | Millar et al. | | |
| D390,118 S * | 2/1998 | Hanna | | D9/545 |
| D396,412 S | 7/1998 | Murphy | | |

(Continued)

Primary Examiner—Stella M Reid

Assistant Examiner—Elizabeth J Oswecki

(74) *Attorney, Agent, or Firm*—Amy M. Fernandez

(57) **CLAIM**

The ornamental design for a container, as shown and described.

DESCRIPTION

FIG. 1 is a front, right, perspective view of a container showing our new design;

FIG. 2 is a front, left, perspective view thereof;

FIG. 3 is a front view thereof;

FIG. 4 is a rear view thereof;

FIG. 5 is a left side view thereof;

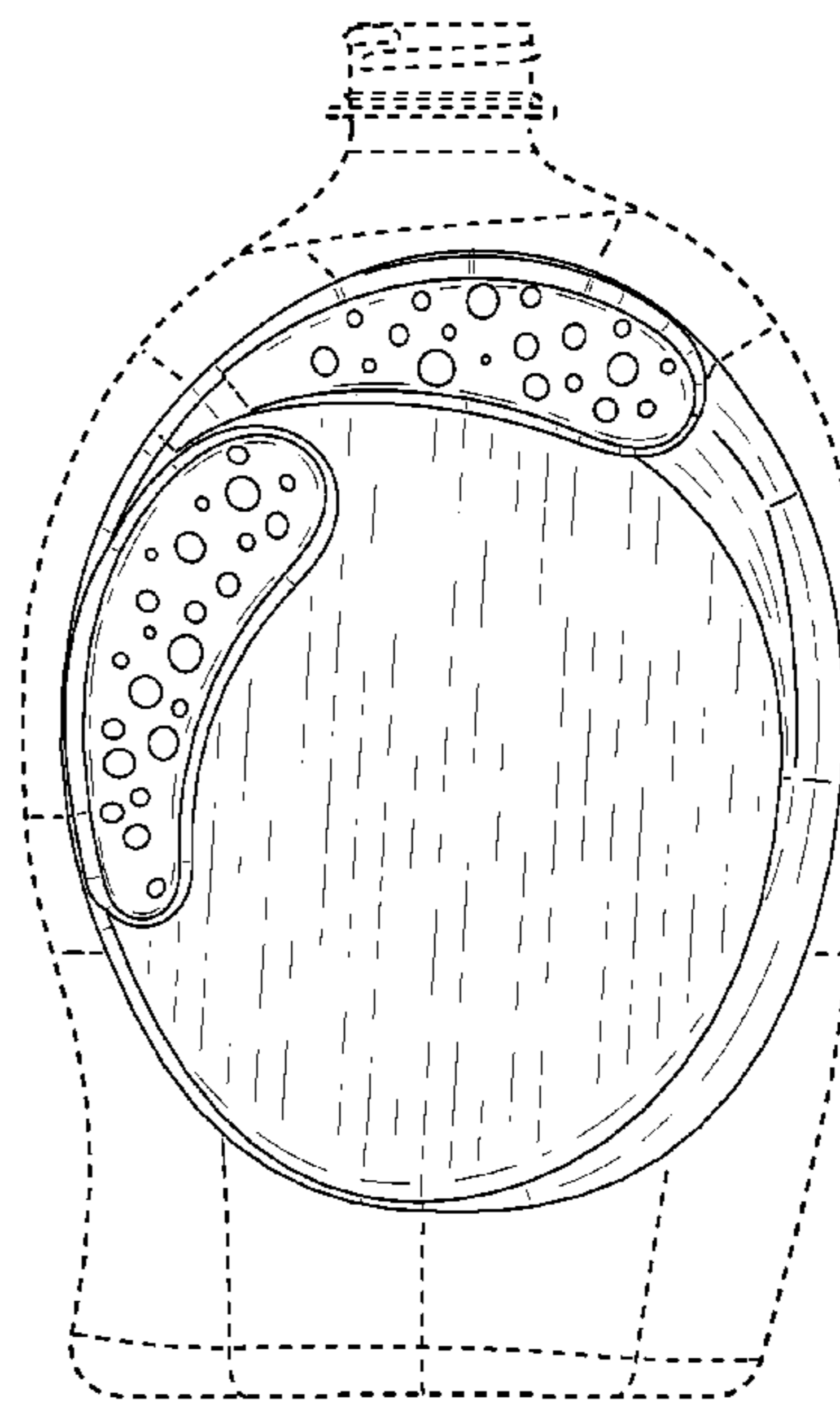
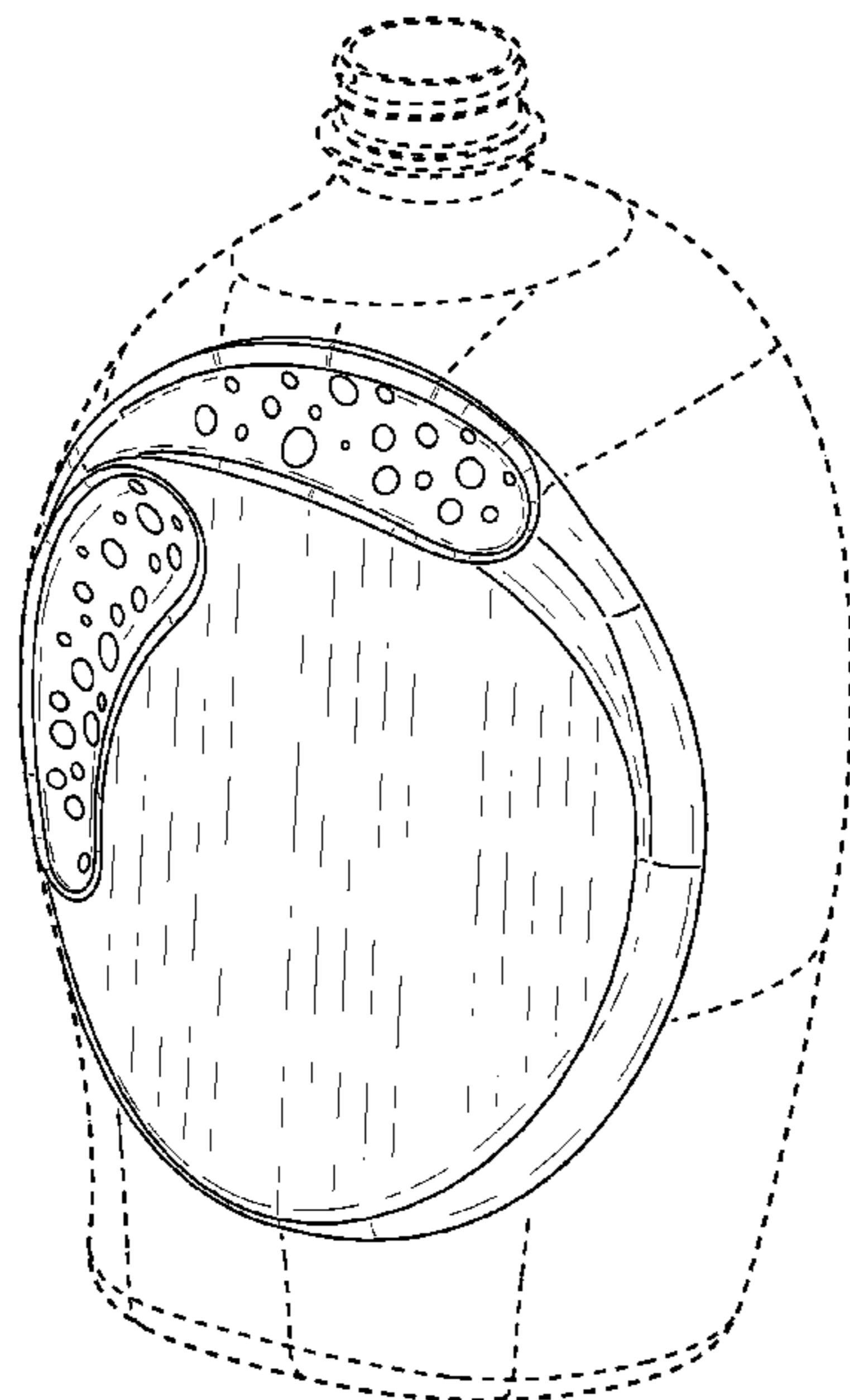
FIG. 6 is a right side view thereof;

FIG. 7 is a top view thereof; and,

FIG. 8 is a bottom view thereof.

The broken lines showing portions of a bottle and a pour spout are included for the purpose of illustrating environmental structure only and form no part of the claimed design.

1 Claim, 7 Drawing Sheets



US D622,593 S

Page 2

U.S. PATENT DOCUMENTS

| | | | |
|--------------|---------|-----------------------|--------|
| D425,430 S | 5/2000 | Gerhart et al. | |
| D430,801 S | 9/2000 | Harrity et al. | |
| D449,002 S * | 10/2001 | Valente | D9/563 |
| D454,072 S | 3/2002 | Harrity et al. | |
| D517,416 S * | 3/2006 | Borgerson et al. | D9/542 |
| D540,172 S | 4/2007 | Haller et al. | |
| D540,680 S | 4/2007 | Perry et al. | |
| D545,202 S | 6/2007 | Bates et al. | |
| D550,095 S | 9/2007 | De Oliveira Neto | |
| D555,003 S | 11/2007 | Perry et al. | |
| D559,116 S | 1/2008 | Bates et al. | |
| D562,141 S | 2/2008 | Bates et al. | |
| D587,590 S * | 3/2009 | Crawford et al. | D9/563 |
| D587,591 S * | 3/2009 | Crawford | D9/563 |
| D588,926 S * | 3/2009 | Crawford | D9/563 |
| D589,358 S * | 3/2009 | Crawford | D9/563 |
| D598,760 S * | 8/2009 | Hilliard et al. | D9/516 |
| D598,761 S * | 8/2009 | Hilliard et al. | D9/516 |
| D598,763 S * | 8/2009 | Hilliard et al. | D9/516 |
| D598,764 S * | 8/2009 | Hilliard et al. | D9/516 |
| D598,765 S * | 8/2009 | Hilliard et al. | D9/516 |
| D598,767 S * | 8/2009 | Hilliard et al. | D9/516 |
| D598,768 S * | 8/2009 | Hilliard et al. | D9/516 |
| D599,207 S * | 9/2009 | Hilliard et al. | D9/516 |
| D605,043 S * | 12/2009 | Lablaine | D9/516 |
| D605,044 S * | 12/2009 | Lablaine | D9/516 |
| D605,045 S * | 12/2009 | Lablaine | D9/516 |
| D605,046 S * | 12/2009 | Lablaine | D9/516 |

* cited by examiner

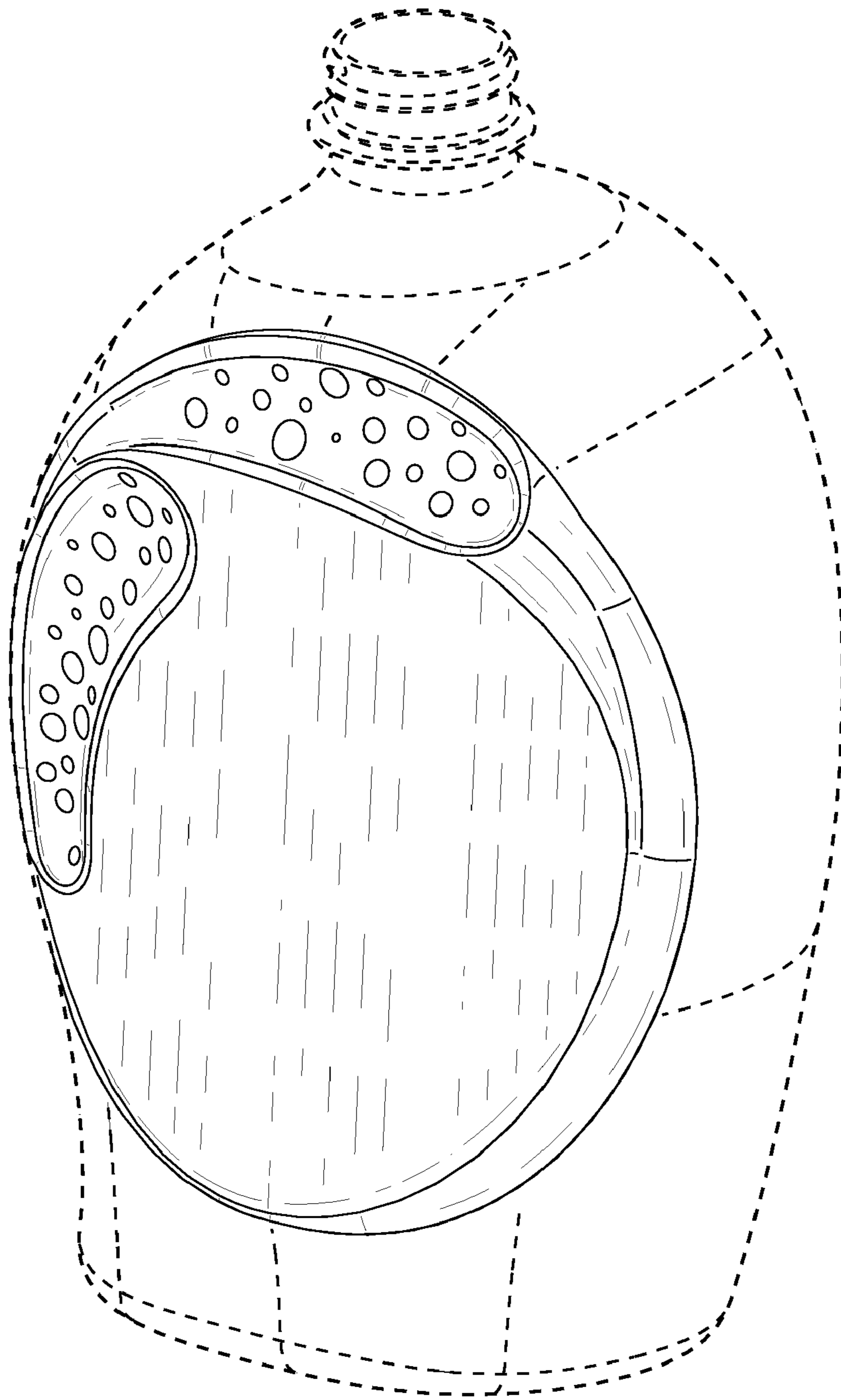


FIG. 1

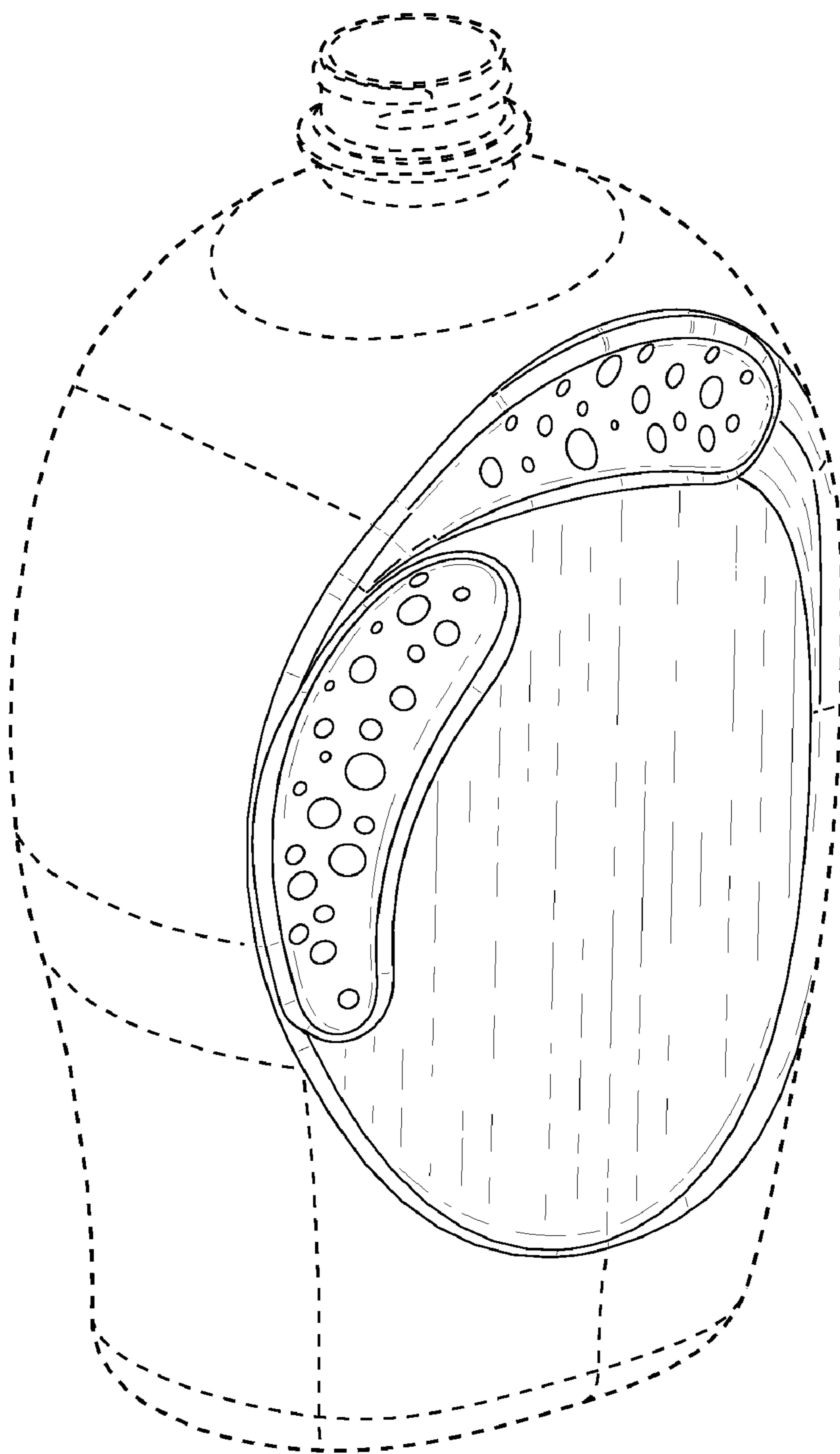


FIG. 2

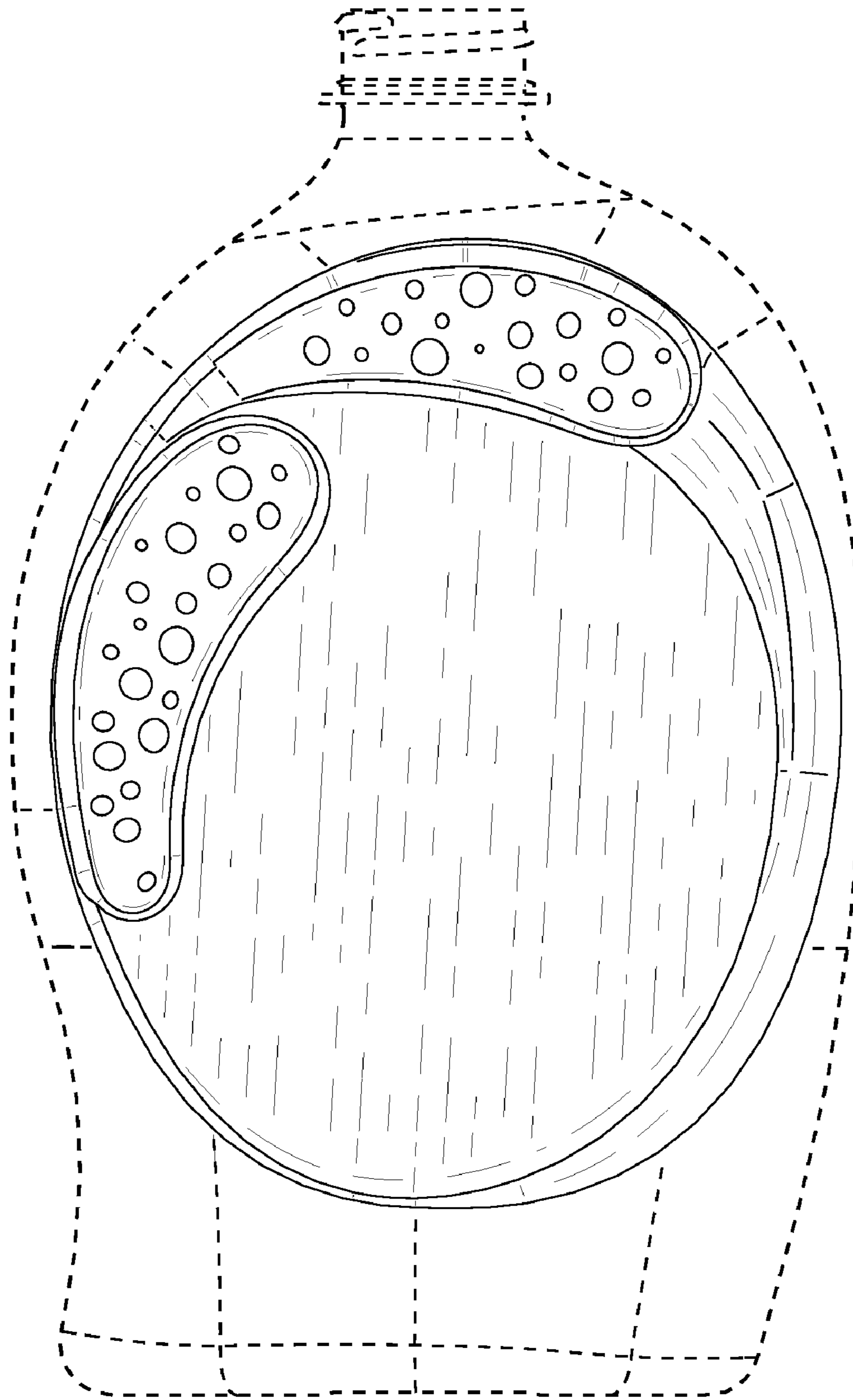


FIG. 3

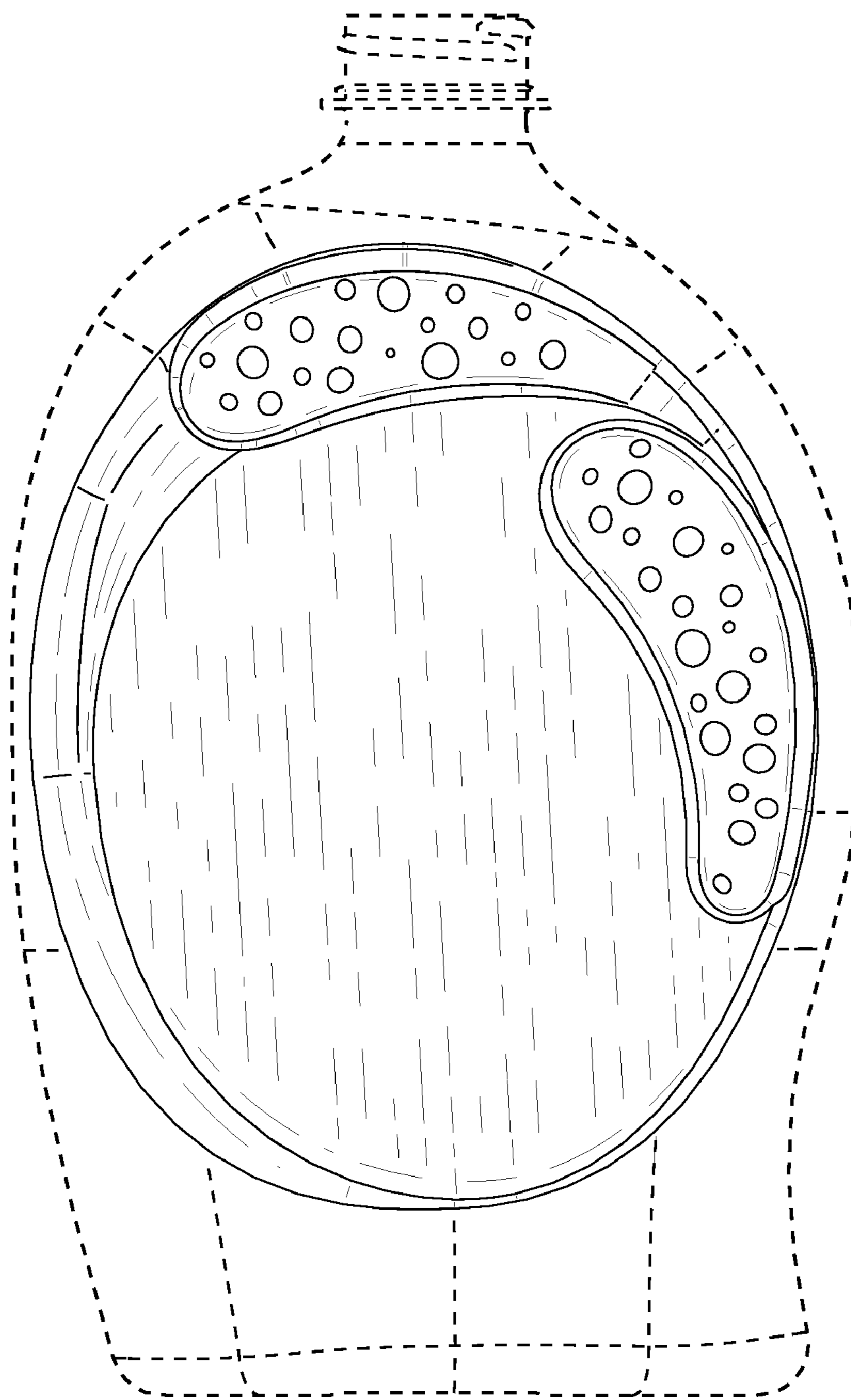


FIG. 4

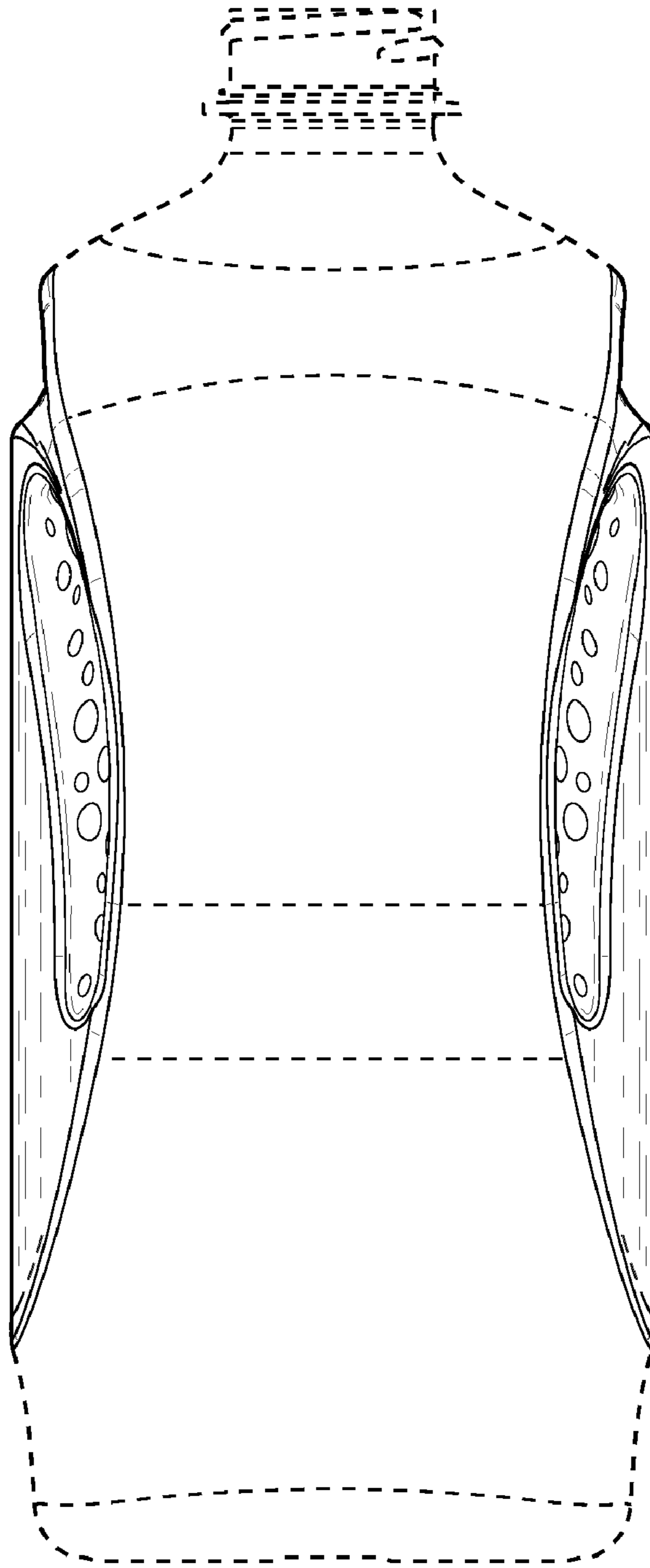


FIG. 5

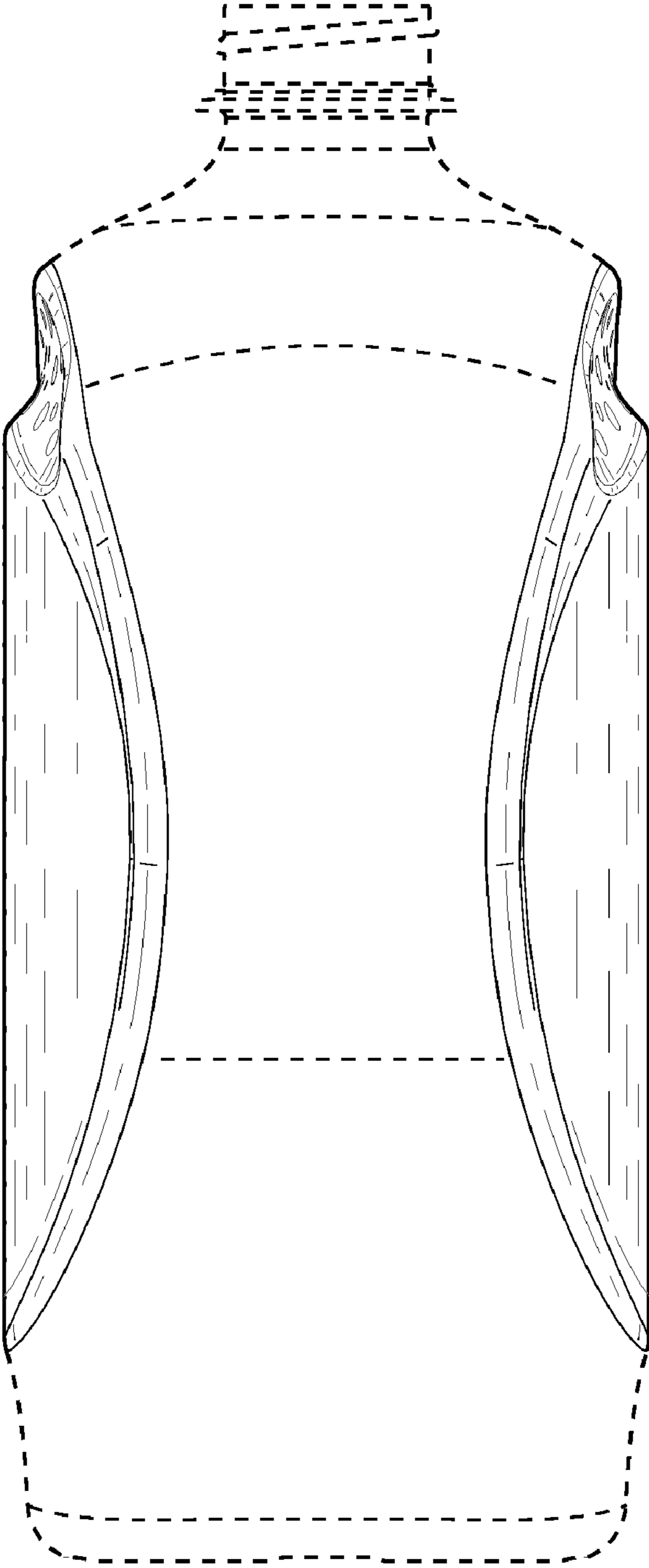


FIG. 6

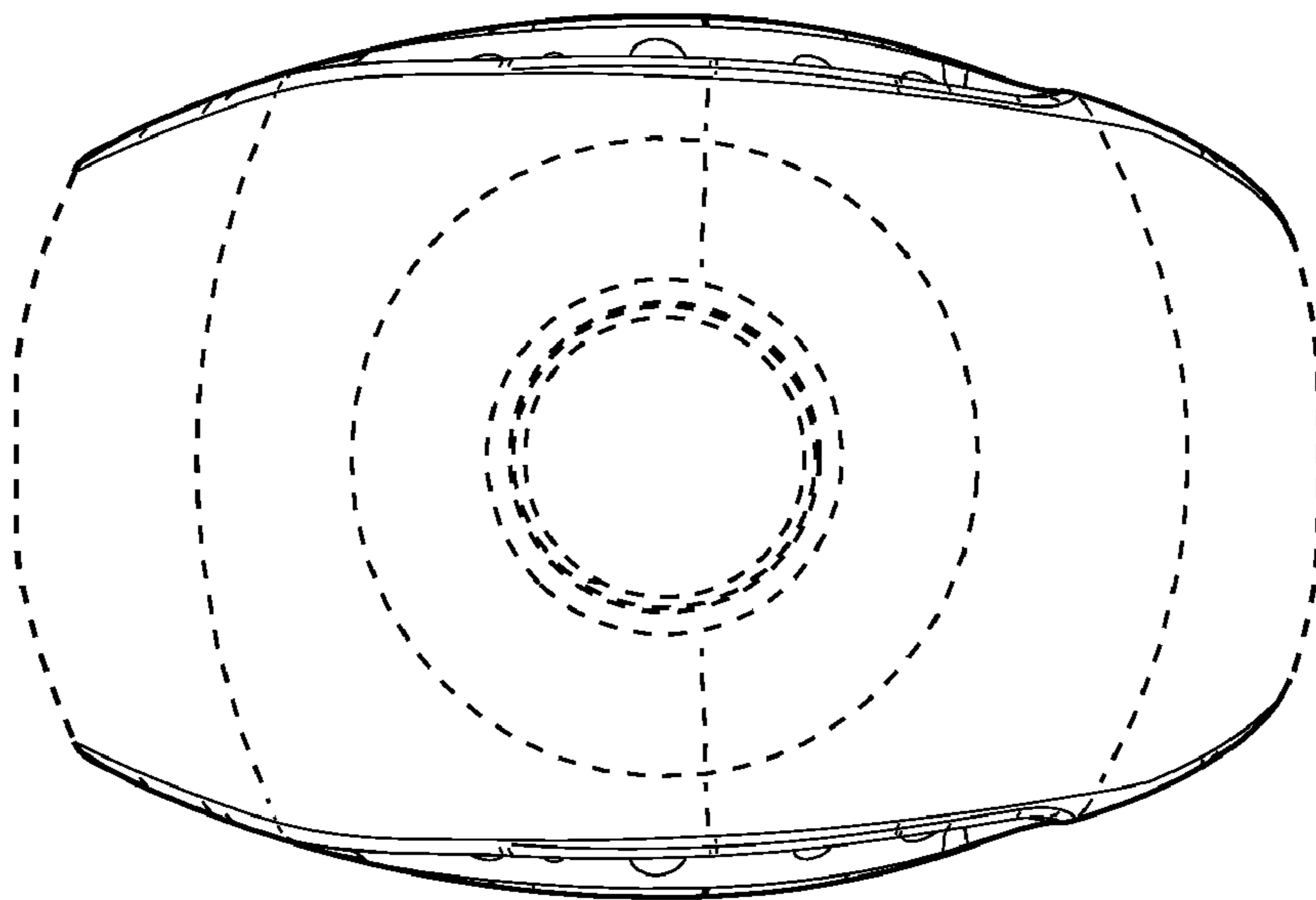


FIG. 7

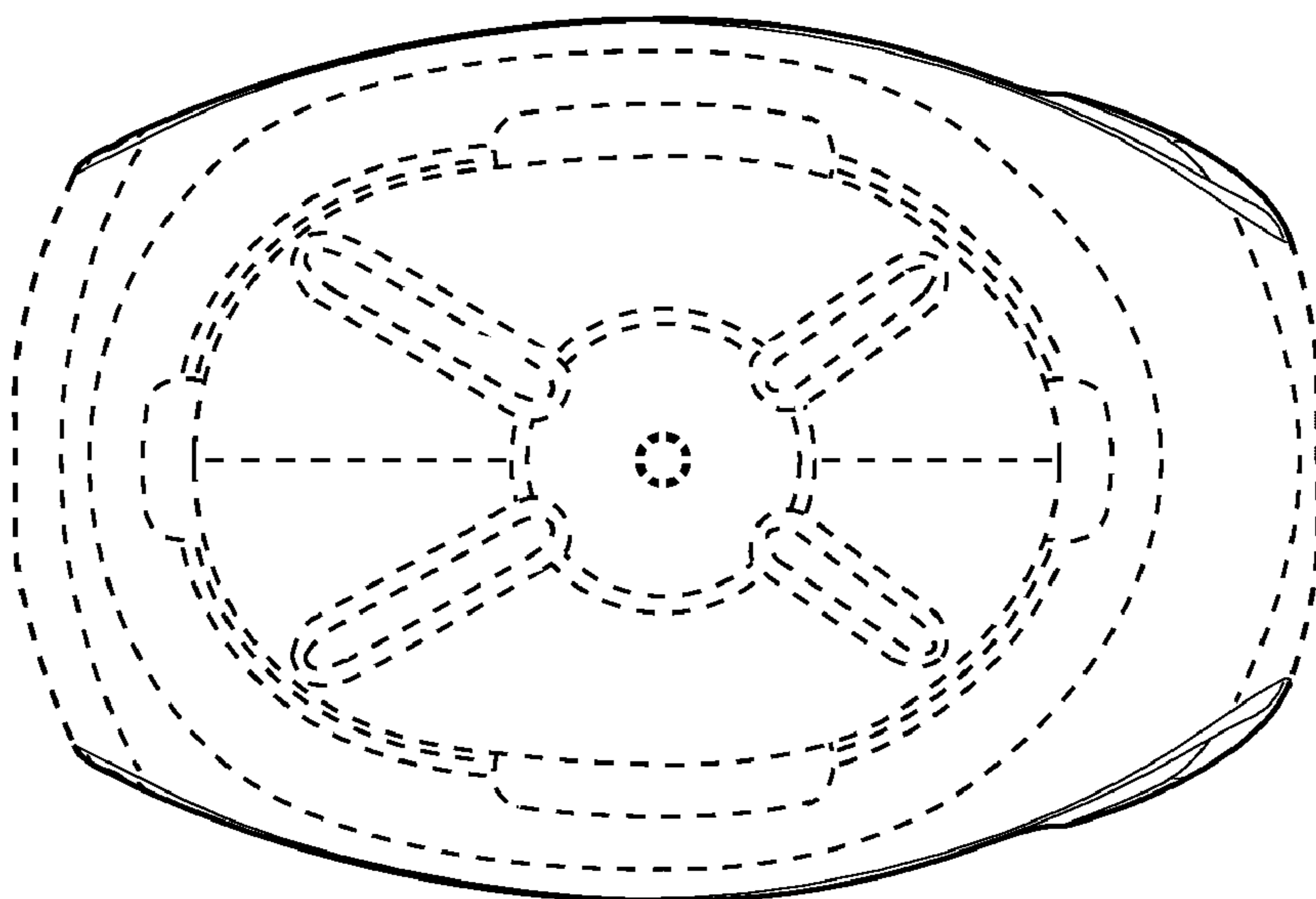


FIG. 8