



US00D622557S

(12) **United States Design Patent**
Kerulis et al.

(10) **Patent No.:** **US D622,557 S**

(45) **Date of Patent:** **** Aug. 31, 2010**

(54) **ROASTING SKEWER**

(75) Inventors: **Pat Kerulis**, West Chicago, IL (US);
Julia Burke, Chicago, IL (US);
Marianne Grisdale, Chicago, IL (US);
Hyung Seok Lee, Chicago, IL (US)

(73) Assignee: **WKI Holding Company, Inc.**,
Rosemont, IL (US)

(**) Term: **14 Years**

(21) Appl. No.: **29/352,873**

(22) Filed: **Dec. 29, 2009**

(51) **LOC (9) Cl.** **07-06**

(52) **U.S. Cl.** **D7/683**

(58) **Field of Classification Search** D7/368,
D7/669, 671, 683, 688, 692, 381, 300.2;
99/419, 421 A

See application file for complete search history.

(56) **References Cited**

U.S. PATENT DOCUMENTS

D172,855 S * 8/1954 Withers D7/683

D588,419 S * 3/2009 Lu D7/683

D592,916 S * 5/2009 Mazzetta et al. D7/683

* cited by examiner

Primary Examiner—Ian Simmons

Assistant Examiner—Dana L Sipos

(74) *Attorney, Agent, or Firm*—McDermott Will & Emery
LLP

(57) **CLAIM**

We claim the ornamental design for a roasting skewer, as shown and described.

DESCRIPTION

FIG. 1 is a bottom, front, right side perspective view of a roasting skewer showing our new design;

FIG. 2 is a front elevation view thereof;

FIG. 3 is a right side elevation view thereof, the left side elevation view being identical;

FIG. 4 is a rear elevation view thereof;

FIG. 5 is a bottom plan view;

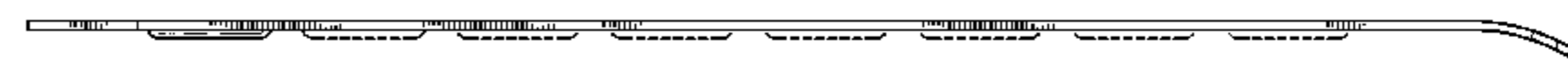
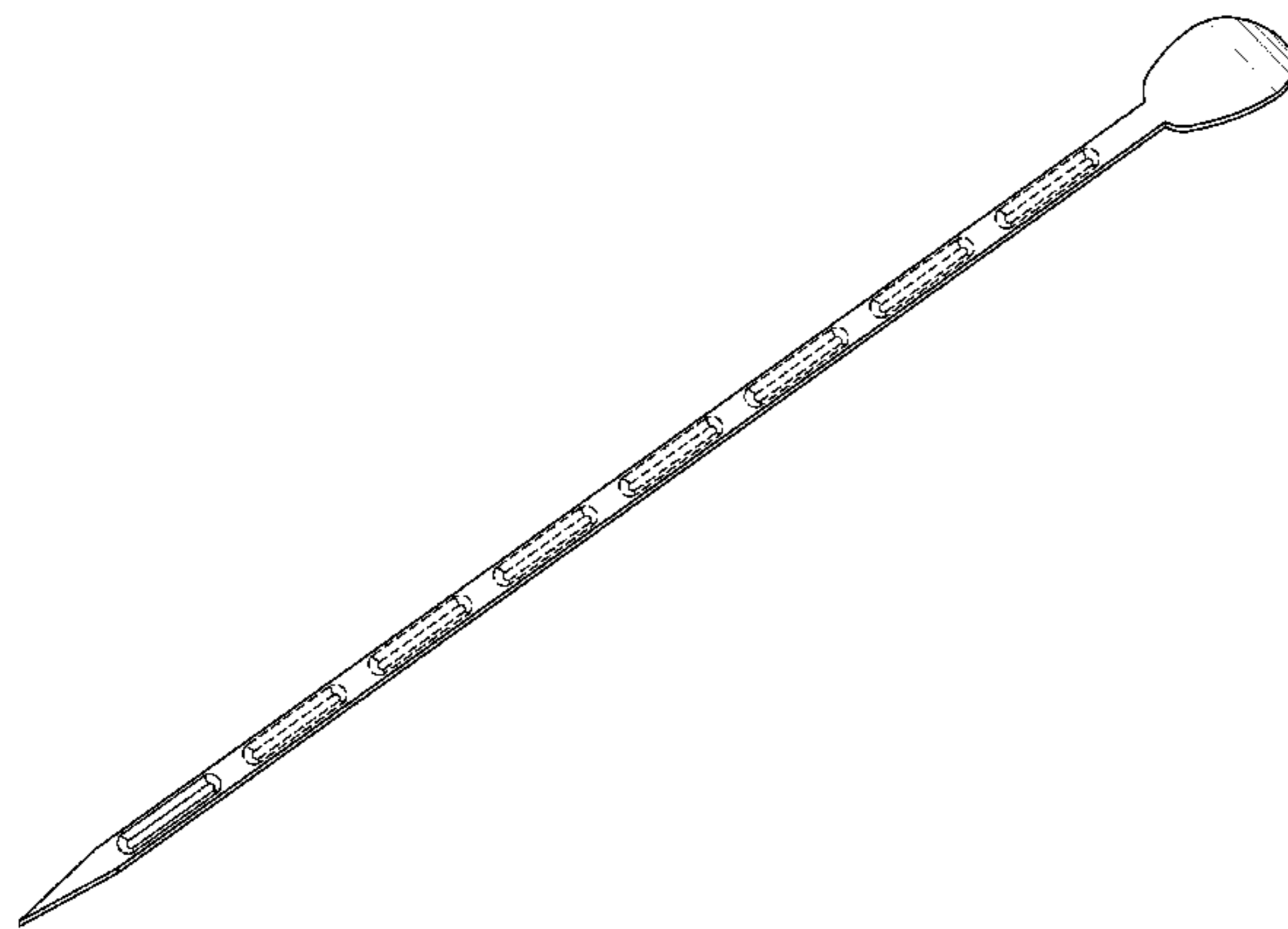
FIG. 6 is a top plan view;

FIG. 7 is a cross-section view taken along the line 7—7 in FIG. 2; and,

FIG. 8 is a partial cross-section view taken along the line 8—8 in FIG. 7.

Features shown in broken lines form no part of the claimed design.

1 Claim, 2 Drawing Sheets



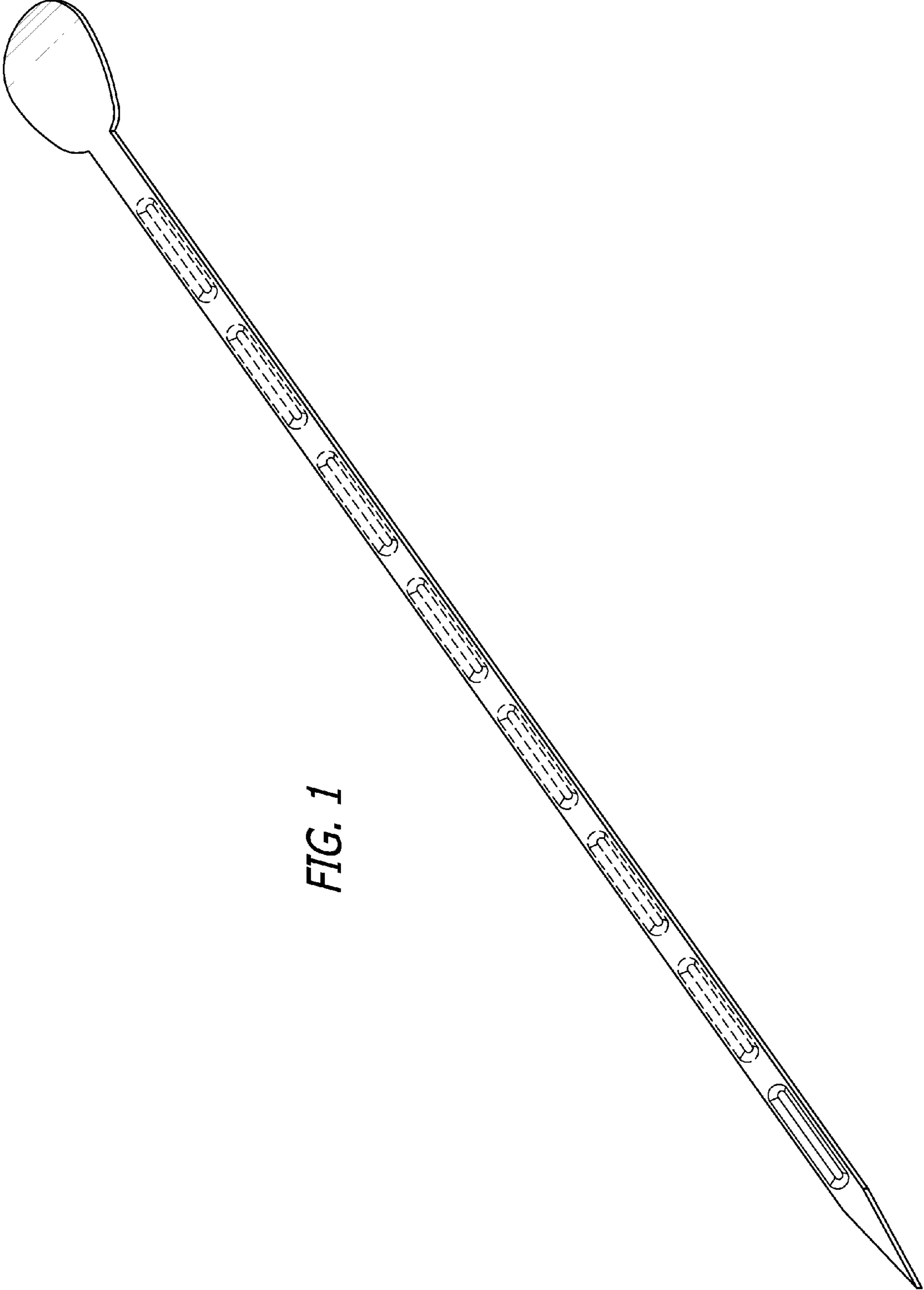


FIG. 1

