



US00D622556S

(12) **United States Design Patent**
Mastri

(10) **Patent No.:** **US D622,556 S**

(45) **Date of Patent:** **** *Aug. 31, 2010**

(54) **FOOD TOOL**

(76) **Inventor:** **Dominic J Mastri**, 7 Lakeside Dr., S.
Abington Township, PA (US)
18411-9419

(*) **Notice:** This patent is subject to a terminal disclaimer.

(**) **Term:** **14 Years**

(21) **Appl. No.:** **29/320,594**

(22) **Filed:** **Jun. 30, 2008**

(51) **LOC (9) Cl.** **07-04**

(52) **U.S. Cl.** **D7/669**

(58) **Field of Classification Search** D7/680-696,
D7/393, 395; 30/113.1-113.3, 314-316,
30/121.5, 122, 174; 241/168, 169, 169.1
See application file for complete search history.

(56) **References Cited**

U.S. PATENT DOCUMENTS

- 1,293,351 A * 2/1919 Creasey 30/113.1
- D130,446 S * 11/1941 Rosenbloom D7/696
- 2,990,615 A * 7/1961 Ohler 30/316
- 4,310,969 A * 1/1982 Cannizzaro et al. 30/113.1

- 4,596,073 A * 6/1986 Ewald 30/113.1
- 5,056,223 A * 10/1991 Buck et al. 30/113.1
- D422,854 S * 4/2000 Wallays D7/696
- D488,361 S * 4/2004 Bertulis D7/693

* cited by examiner

Primary Examiner—Terry A Wallace
(74) *Attorney, Agent, or Firm*—Patent Law Offices of Rick Martin, P.C.

(57) **CLAIM**

The ornamental design for a food tool, as shown and described.

DESCRIPTION

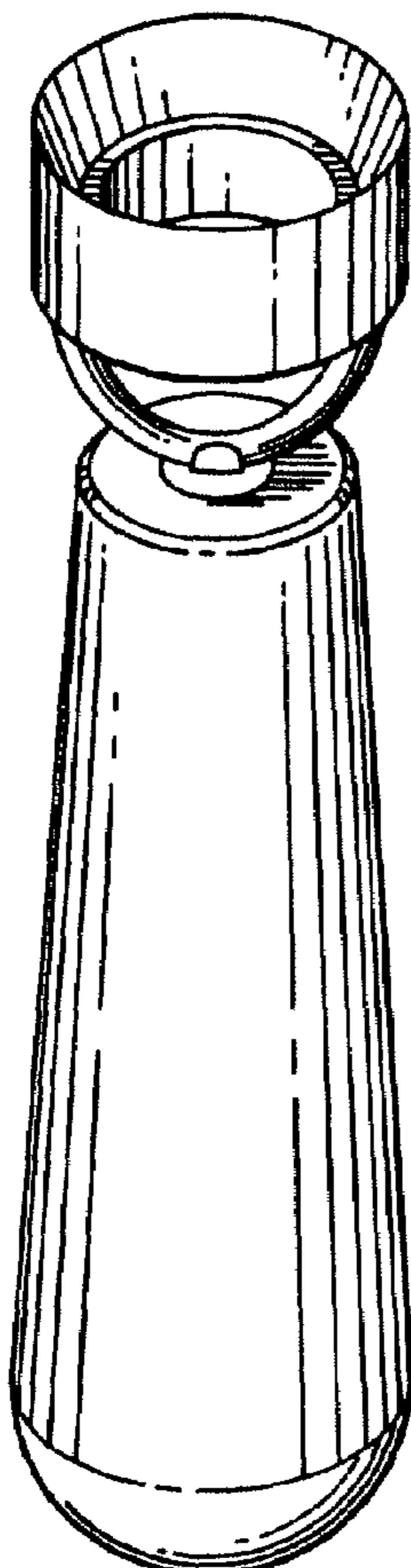
FIG. 1 is a bottom perspective view of my new design for a food tool.

FIG. 2 is a right or left side elevation view, which are identical, of FIG. 1.

FIG. 3 is a front or rear side elevation view, which are identical of FIG. 1.

FIG. 4 is a bottom side plan view of FIG. 1; and,
FIG. 5 is a top side plan view of FIG. 1.

1 Claim, 1 Drawing Sheet



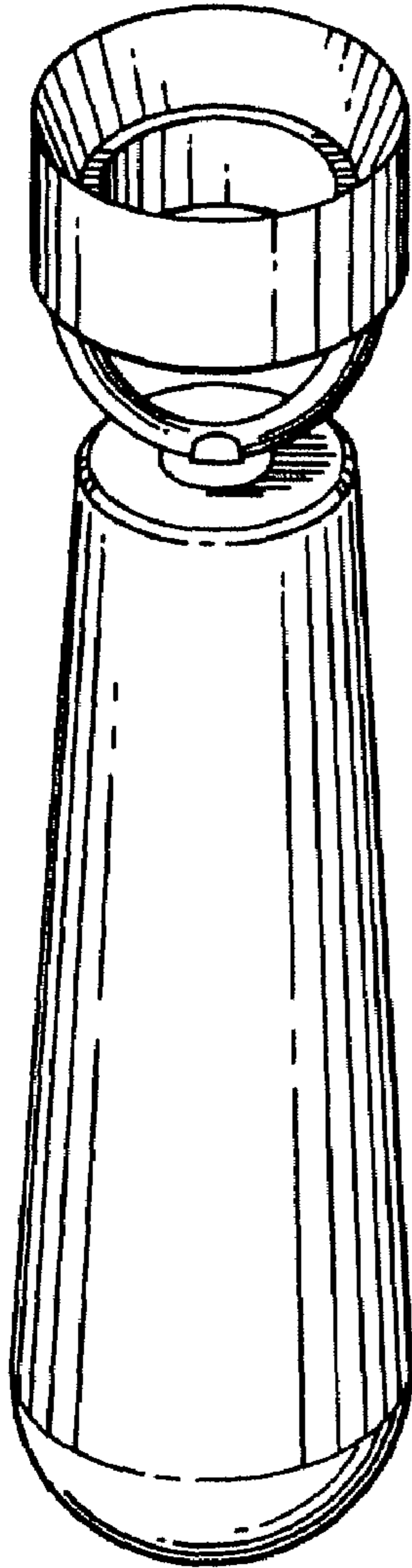


FIG.1

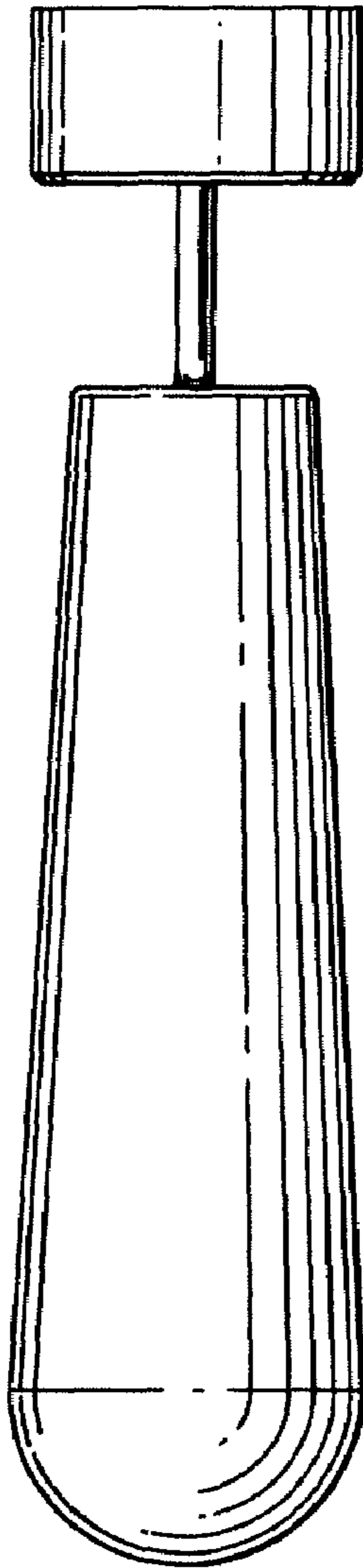


FIG.2

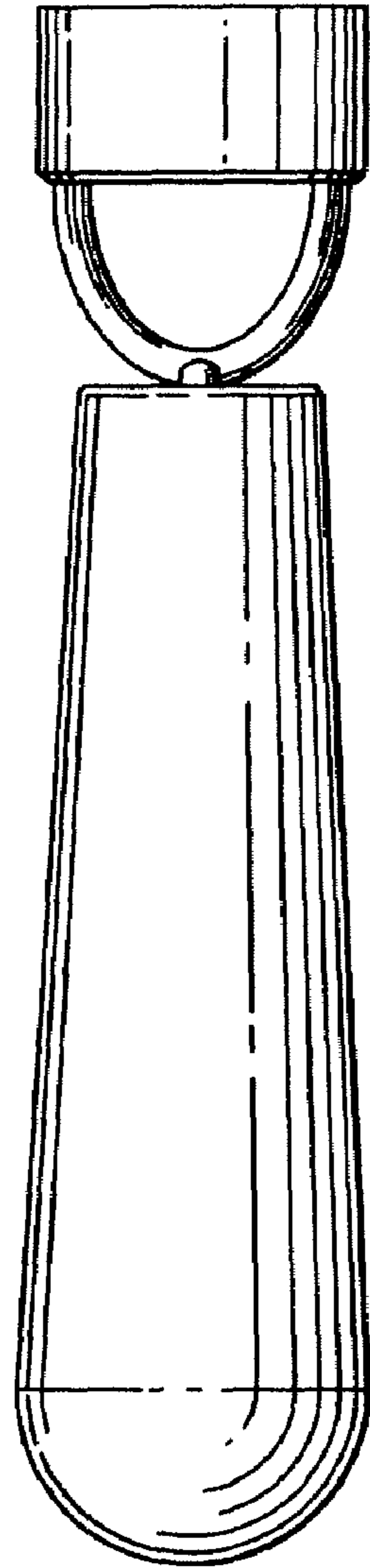


FIG.3



FIG.4




FIG.5