



US00D622544S

(12) **United States Design Patent**
Gilbert et al.

(10) **Patent No.:** **US D622,544 S**

(45) **Date of Patent:** **** *Aug. 31, 2010**

(54) **BEVERAGE CONTAINER BODY**

(75) Inventors: **Tyler Sean Gilbert**, Bellevue, WA (US);
Christopher G. Alviar, Seattle, WA
(US)

(73) Assignee: **Pacific Market International, LLC**,
Seattle, WA (US)

(*) Notice: This patent is subject to a terminal dis-
claimer.

(**) Term: **14 Years**

(21) Appl. No.: **29/304,429**

(22) Filed: **Feb. 29, 2008**

Related U.S. Application Data

(63) Continuation of application No. 29/276,810, filed on
Feb. 6, 2007, now Pat. No. Des. 571,613.

(51) **LOC (9) Cl.** **07-01**

(52) **U.S. Cl.** **D7/510; D7/533; D7/511**

(58) **Field of Classification Search** D7/500,
D7/509-511, 533, 536, 622, 317, 318, 396.2,
D7/598; D9/500; 220/703, 710.5, 711, 592.16,
220/592.17, 4.01; 215/387, 363, DIG. 7
See application file for complete search history.

(56) **References Cited**

U.S. PATENT DOCUMENTS

1,197,389	A *	9/1916	Newton	215/383
3,184,110	A *	5/1965	Gombar et al.	222/86
D225,792	S *	1/1973	Fritsche	D7/533
D231,068	S *	4/1974	Douglas	D7/533
5,118,014	A *	6/1992	Hestehave et al.	222/472
D425,758	S *	5/2000	Freed	D7/533
D434,275	S *	11/2000	Ginuntoli et al.	D7/533
D442,736	S *	5/2001	McGilvray	D27/118

D496,827	S *	10/2004	Bodum	D7/533
D502,844	S *	3/2005	Rohe	D7/510
D511,072	S *	11/2005	Trombly	D7/533
D512,269	S *	12/2005	Trombly	D7/510
D530,154	S *	10/2006	Zerillo et al.	D7/533
D531,454	S *	11/2006	Zerillo et al.	D7/533
D545,131	S *	6/2007	Seum et al.	D7/523
D562,076	S *	2/2008	Sandberg	D7/533
D577,958	S *	10/2008	Homma	D7/510
D582,723	S *	12/2008	Renz et al.	D7/523
D598,243	S *	8/2009	Gilbert et al.	D7/533
D608,148	S *	1/2010	Lane	D7/510
2008/0290093	A1 *	11/2008	Vadersen	220/359.2

* cited by examiner

Primary Examiner—Robert M Spear

Assistant Examiner—Cynthia Underwood

(74) *Attorney, Agent, or Firm*—Davis Wright Tremaine LLP;
George C. Rondeau, Jr.

(57) **CLAIM**

The ornamental design for a beverage container body, as
shown and described.

DESCRIPTION

FIG. 1 is a top right side isometric view of a beverage con-
tainer body showing our new design.

FIG. 2 is a front elevational view thereof.

FIG. 3 is a rear elevational view thereof.

FIG. 4 is a right side elevational view thereof.

FIG. 5 is a left side elevational view thereof.

FIG. 6 is a top plan view thereof; and,

FIG. 7 is a bottom plan view thereof.

The broken lines are for illustrative purposes only and form
no part of the claimed design.

1 Claim, 2 Drawing Sheets

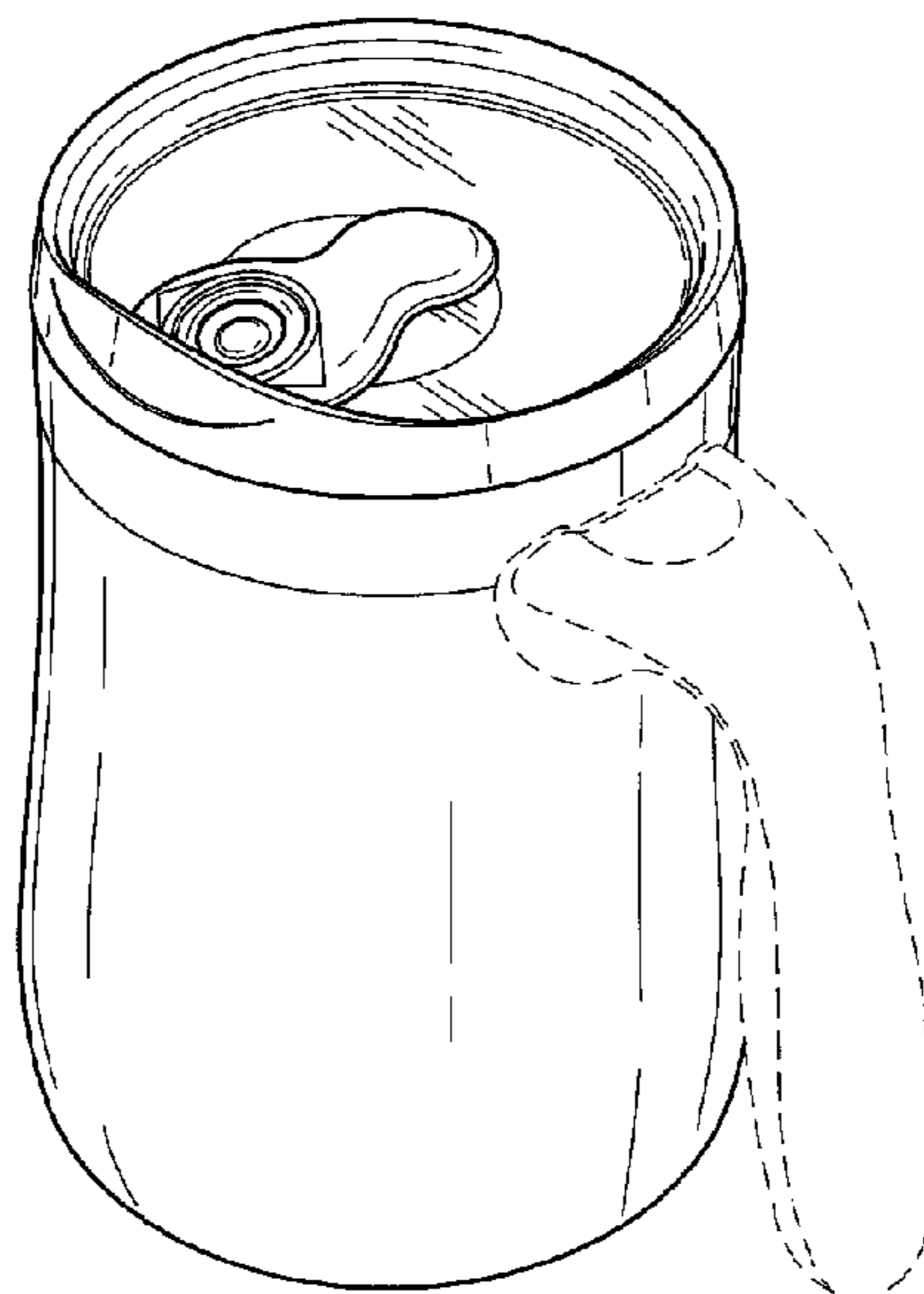




Fig. 1

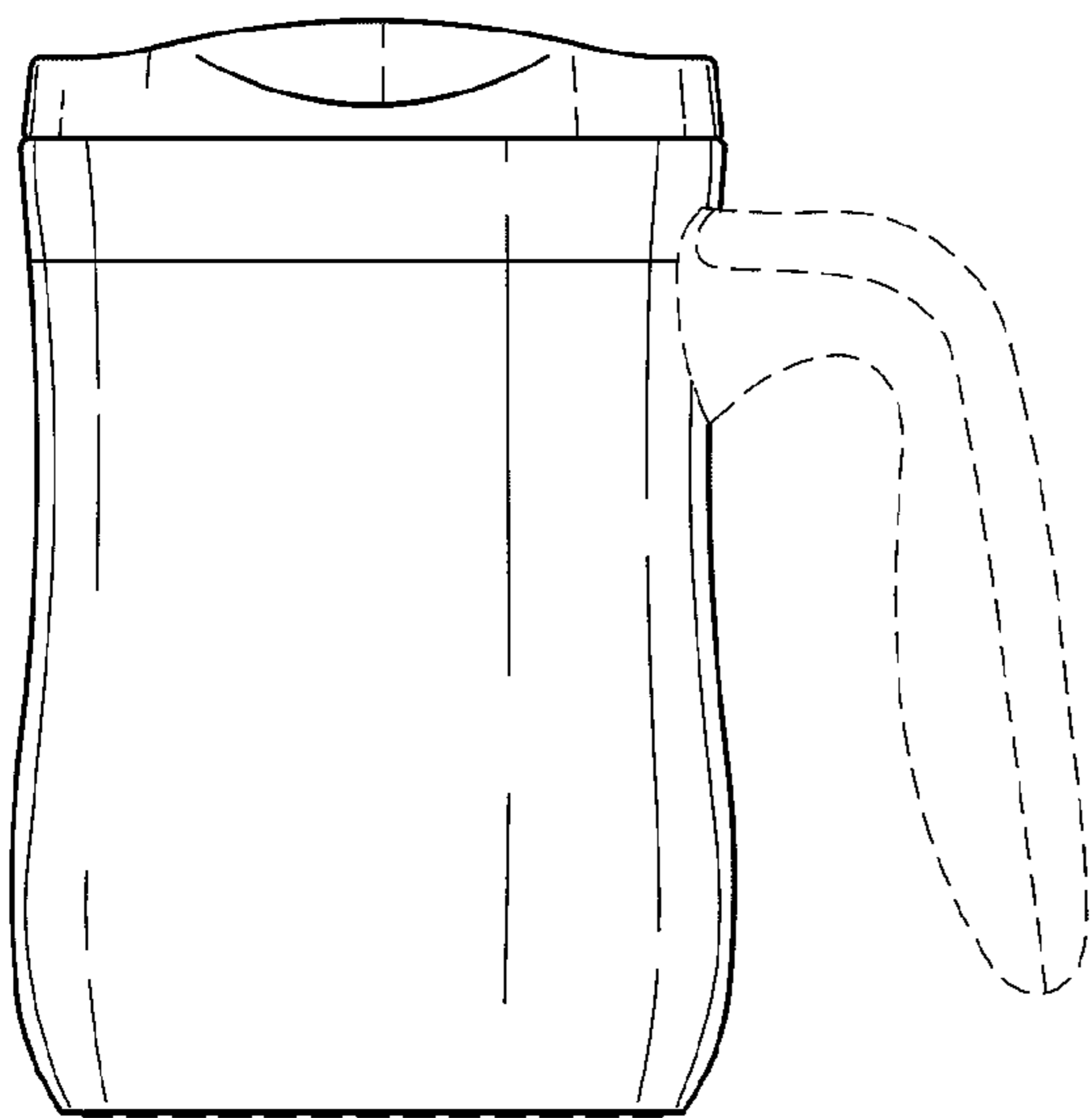


Fig. 2




Fig. 3

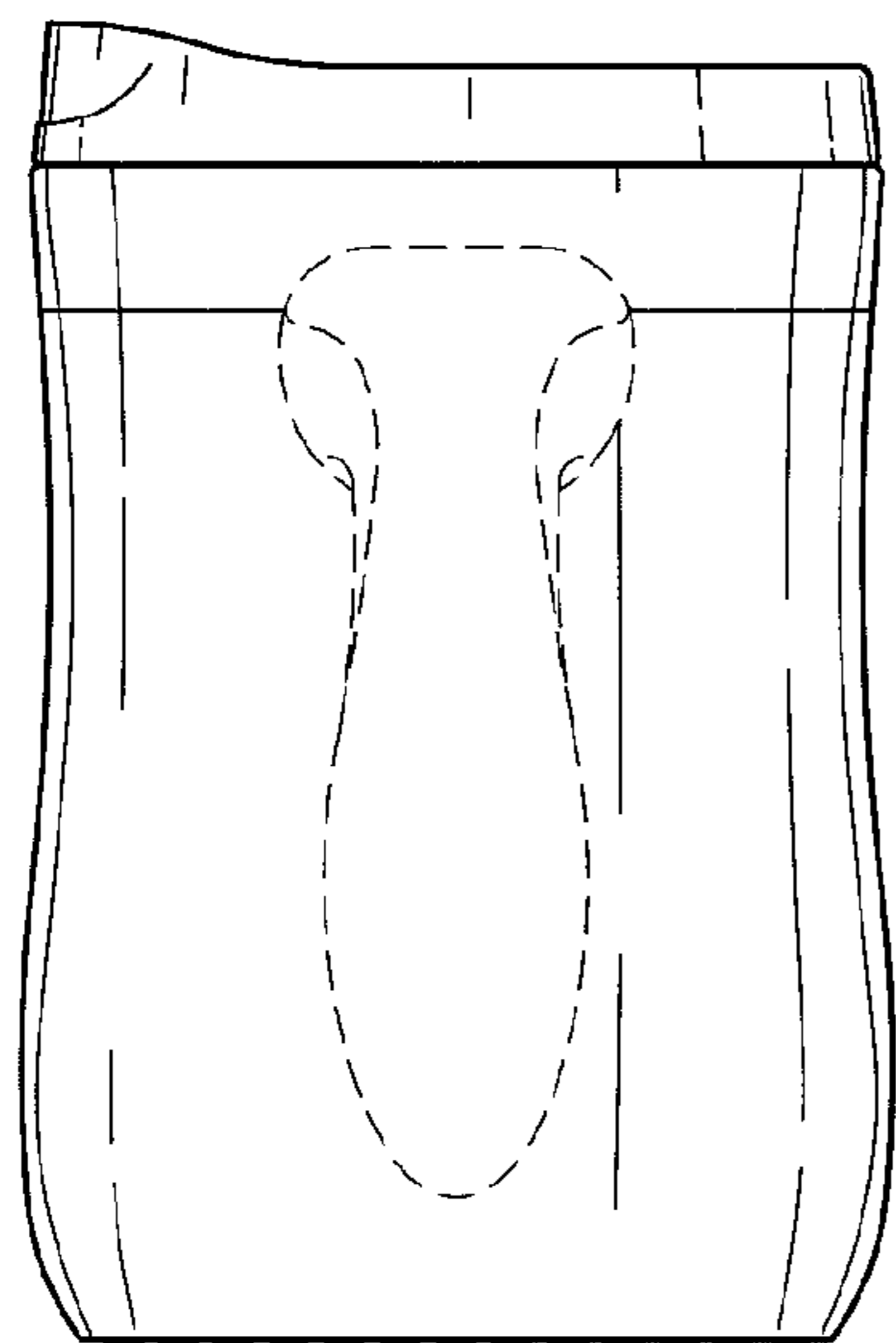


Fig. 4

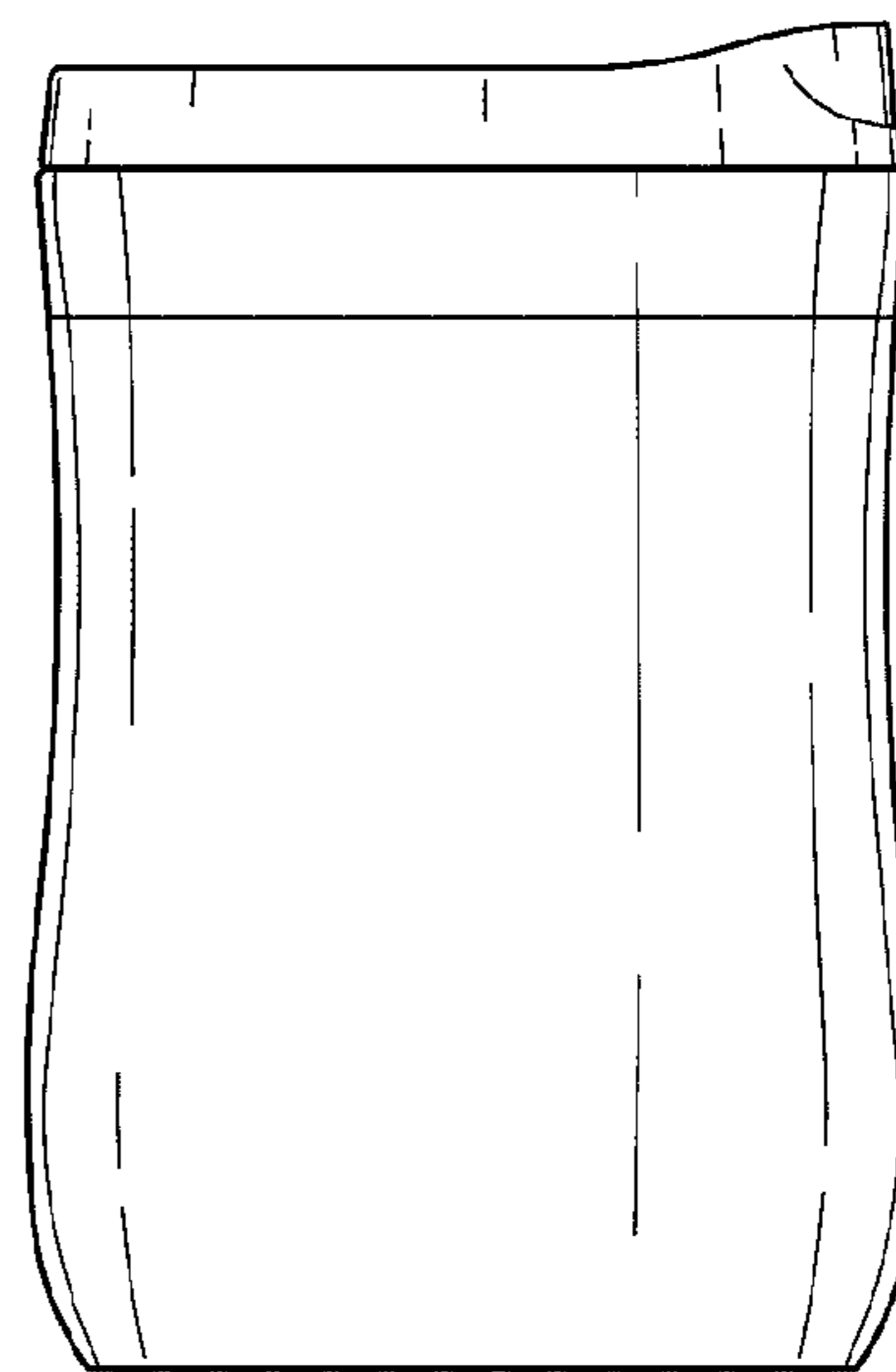


Fig. 5

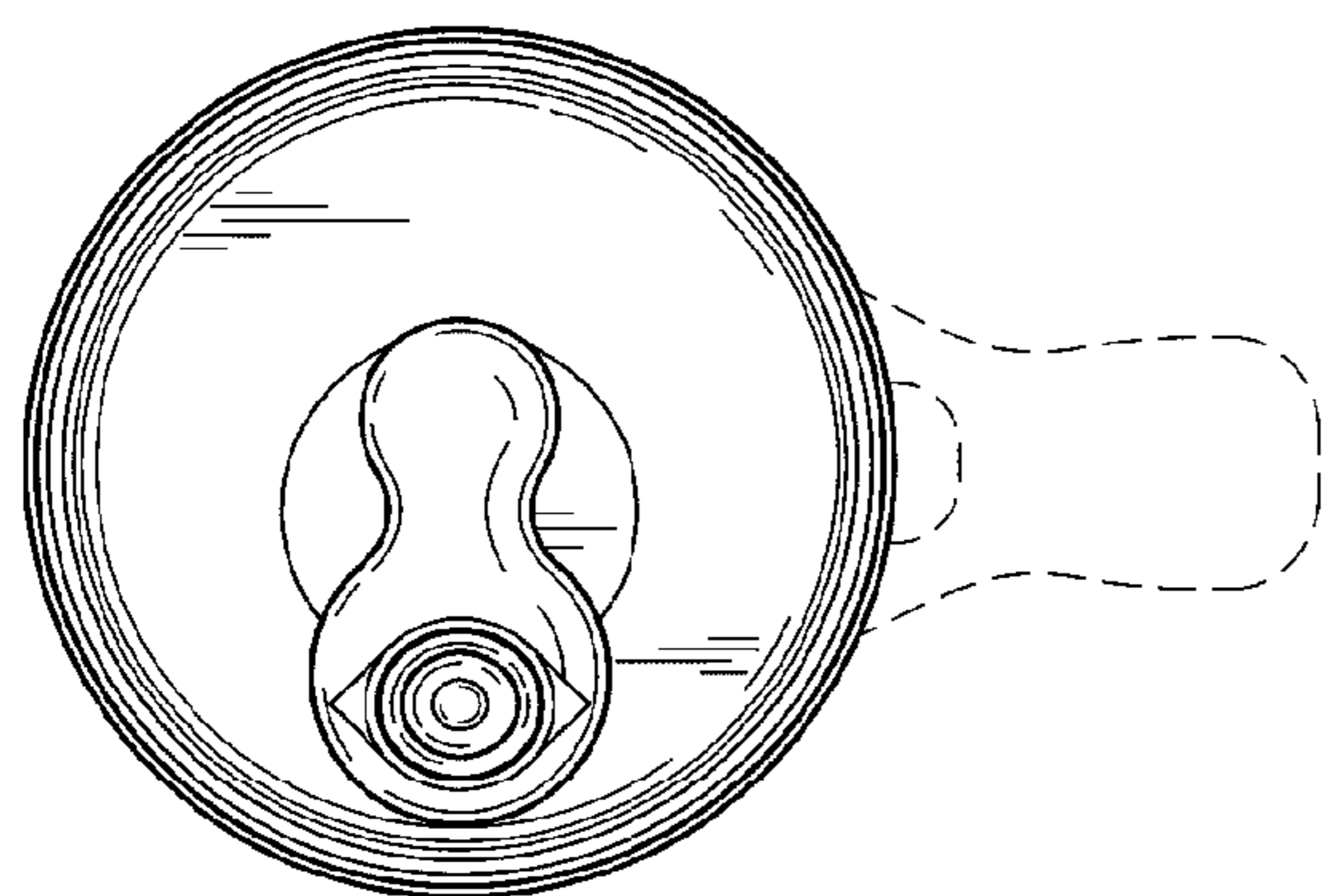


Fig. 6

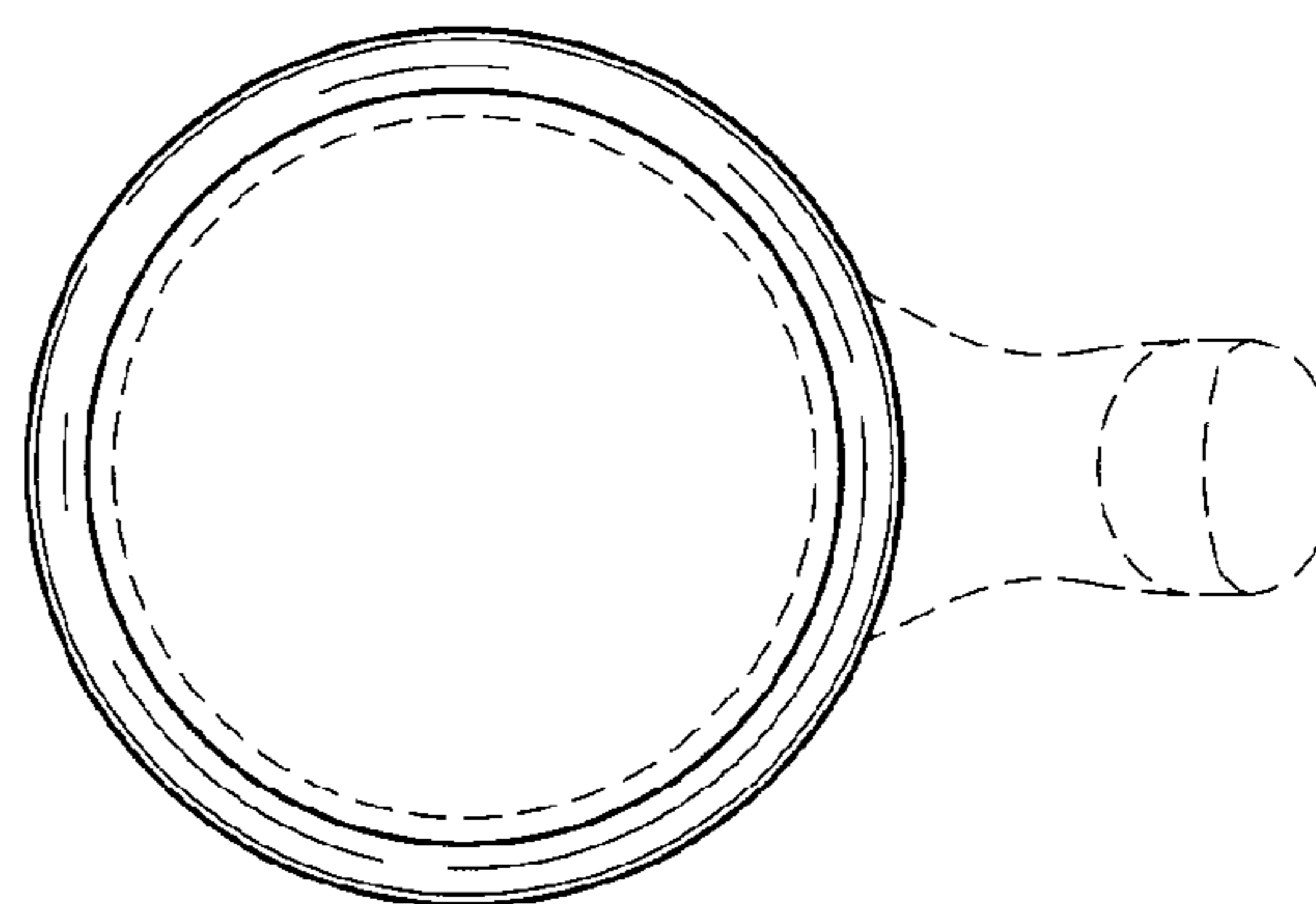


Fig. 7