



US00D622531S

(12) **United States Design Patent**
Morrison et al.

(10) **Patent No.:** **US D622,531 S**

(45) **Date of Patent:** **** Aug. 31, 2010**

(54) **EURO-TOP MATTRESS DESIGN**

D616,236 S * 5/2010 Morrison D6/596

(75) Inventors: **Leigh Morrison**, Greensboro, NC (US);
John C. Shive, High Point, NC (US);
Jeewon Jung, Cambridge, MA (US)

* cited by examiner

Primary Examiner—Janice E Seeger

(74) *Attorney, Agent, or Firm*—James C. Scott; Roetzel & Andress

(73) Assignee: **Sealy Technology LLC**, Trinity, NC (US)

(57) **CLAIM**

(**) Term: **14 Years**

The ornamental designs for a Euro-top mattress design, as shown and described.

(21) Appl. No.: **29/343,599**

(22) Filed: **Sep. 16, 2009**

DESCRIPTION

(51) **LOC (9) Cl.** **06-09**

FIG. 1 is a perspective view of a first embodiment of the Euro-top mattress design.

(52) **U.S. Cl.** **D6/605; D6/596**

FIG. 2 is a side view of the Euro-top mattress design of FIG. 1, identical to the opposite side view thereof.

(58) **Field of Classification Search** D6/595–601,
D6/604, 605; 5/630, 633, 636–638, 640,
5/644, 648, 652–654, 655.3, 655.6, 655.9,
5/656, 657, 657.5, 690, 691, 696, 738, 499–501,
5/716, 717

FIG. 3 is an end view of the Euro-top mattress design of FIG. 1.

See application file for complete search history.

FIG. 4 is a top view of the Euro-top mattress design of FIG. 1.

FIG. 5 is a bottom view of the Euro-top mattress design of FIG. 1.

(56) **References Cited**

U.S. PATENT DOCUMENTS

1,841,410	A *	1/1932	Karr	5/500
2,188,576	A *	1/1940	Mulloy	5/498
2,567,082	A *	9/1951	Shuster	128/872
D391,434	S	3/1998	Denney	
D395,780	S	7/1998	Denney	
D456,197	S	4/2002	McClure	
D488,661	S	4/2004	Barman	
D506,098	S	6/2005	Martin	
D517,848	S	3/2006	Contreras	
D518,672	S	4/2006	Contreras	
D519,311	S	4/2006	Contreras	
D543,064	S	5/2007	Hale	
D551,011	S	9/2007	Van Patten	
D551,012	S	9/2007	Van Patten	
D552,397	S	10/2007	Van Patten	

FIG. 6 is a perspective view of a second embodiment of the Euro-top mattress design.

FIG. 7 is a side view of the Euro-top mattress design of FIG. 6, identical to the opposite side view thereof.

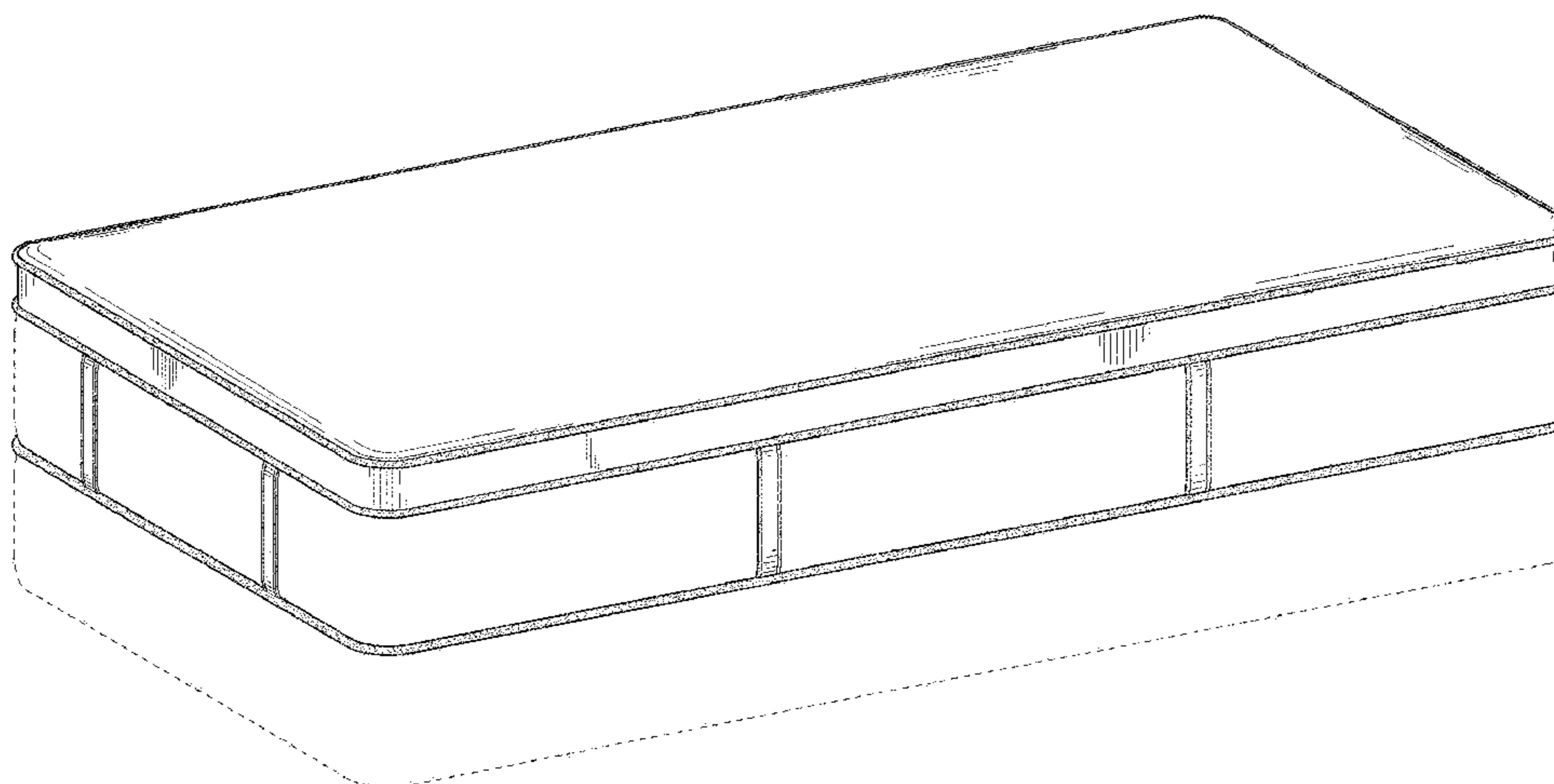
FIG. 8 is an end view of the Euro-top mattress design of FIG. 6.

FIG. 9 is a top view of the Euro-top mattress design of FIG. 6; and,

FIG. 10 is a bottom view of the Euro-top mattress design of FIG. 6.

The broken lines are for environmental purposes only and form no part of the claimed design. The angled shade lines in FIGS. 6-9 depict the color brown.

1 Claim, 9 Drawing Sheets



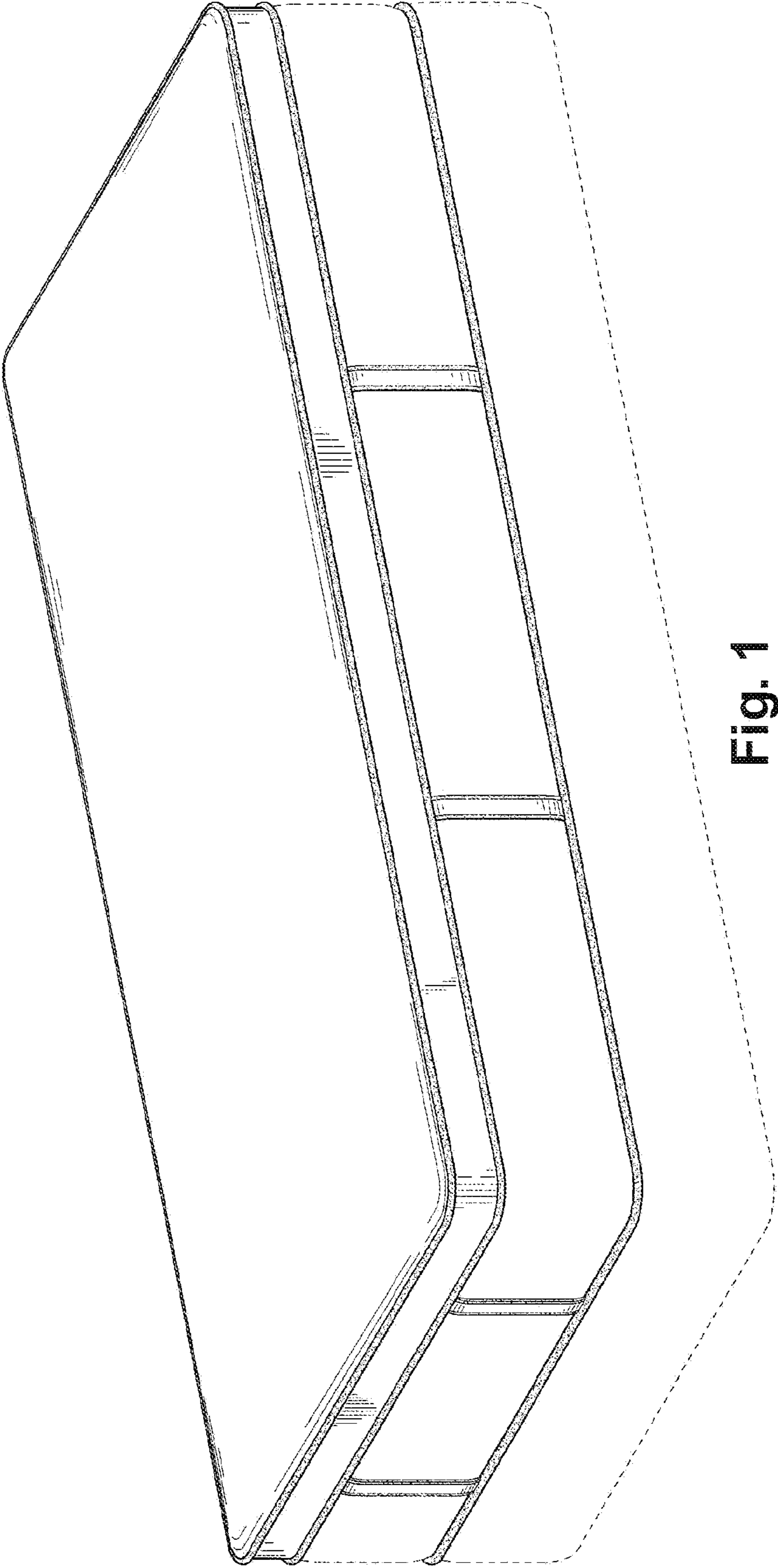


Fig. 1




Fig. 2




Fig. 3




Fig. 4




Fig. 5

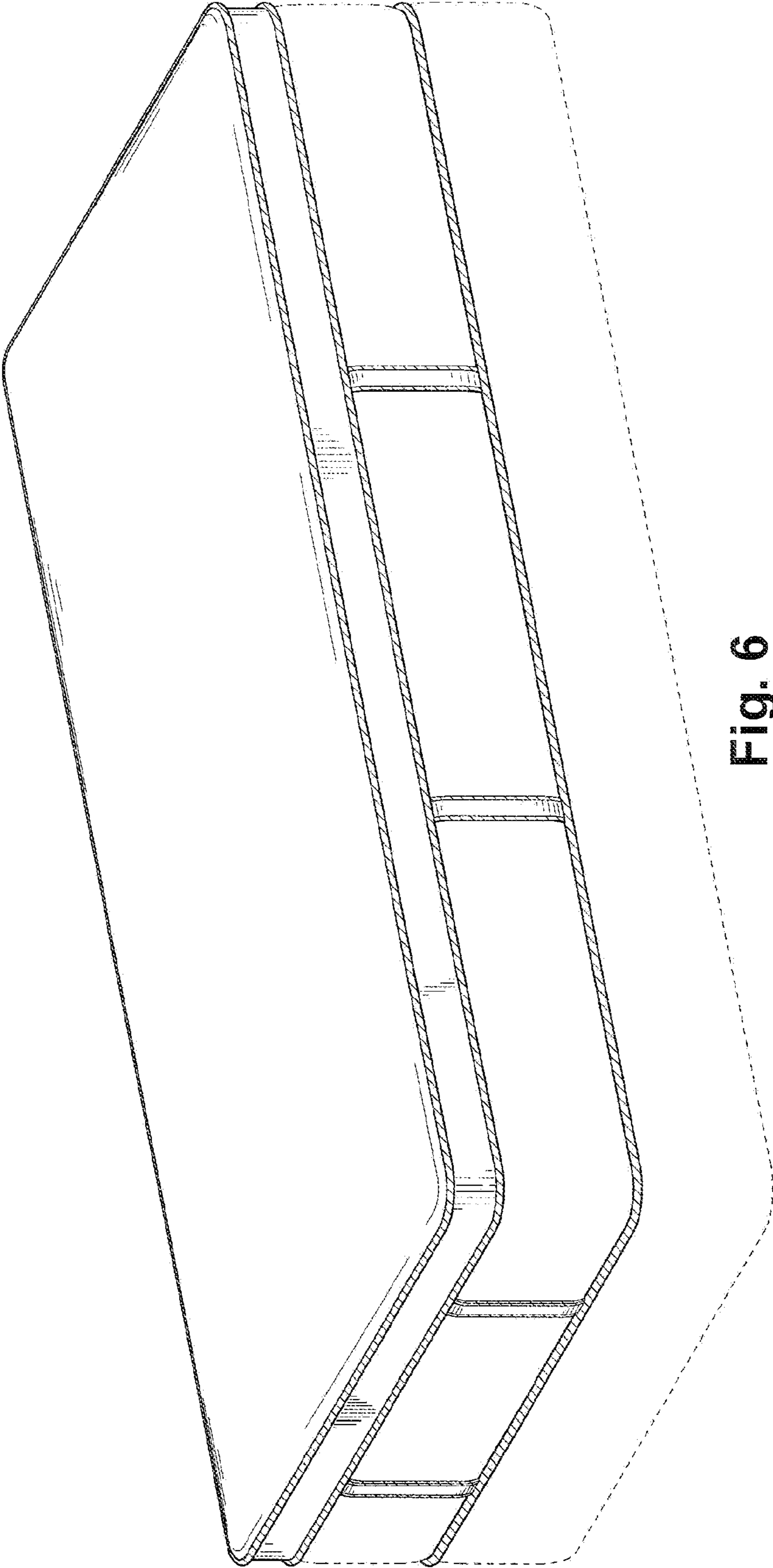


Fig. 6

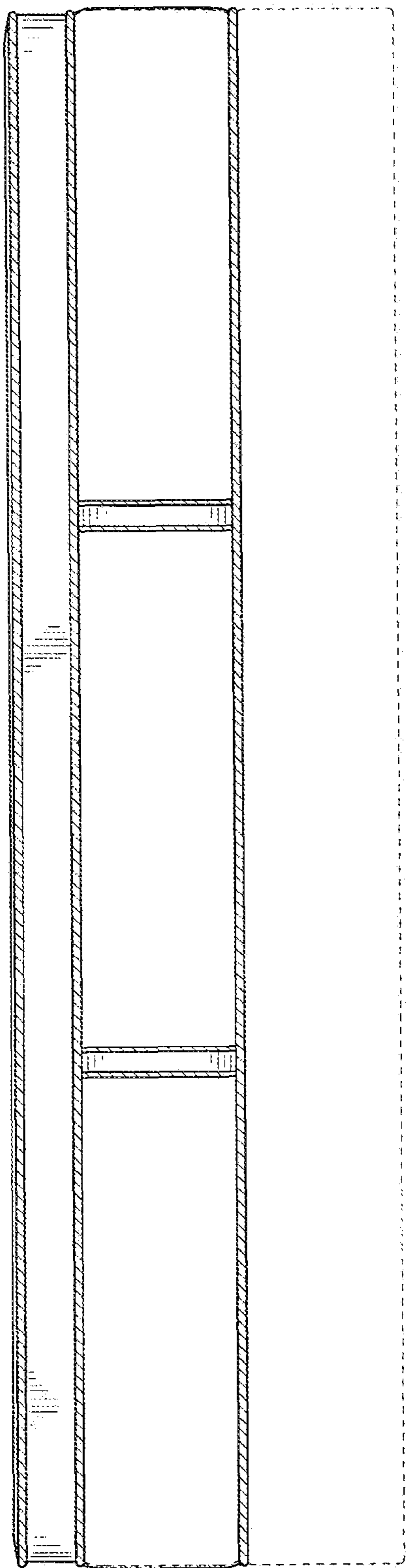


Fig. 7




Fig. 8




Fig. 9




Fig. 10



US00D622531C1

(12) **INTER PARTES REEXAMINATION CERTIFICATE** (1647th)

United States Patent

Morrison et al.

(10) **Number:** **US D622,531 C1**

(45) **Certificate Issued:** **Sep. 7, 2021**

(54) **EURO-TOP MATTRESS DESIGN**

(75) **Inventors:** **Leigh Morrison**, Greensboro, NC (US);
John C. Shive, High Point, NC (US);
Jeewon Jung, Cambridge, MA (US)

(73) **Assignee:** **SEALY TECHNOLOGY LLC**, Trinity,
NC (US)

Reexamination Request:

No. 95/001,549, Feb. 17, 2011

Reexamination Certificate for:

Patent No.: **Des. 622,531**
Issued: **Aug. 31, 2010**
Appl. No.: **29/343,599**
Filed: **Sep. 16, 2009**

(51) **LOC (13) Cl.** **06-09**

(52) **U.S. Cl.**

USPC **D6/605**

(58) **Field of Classification Search**

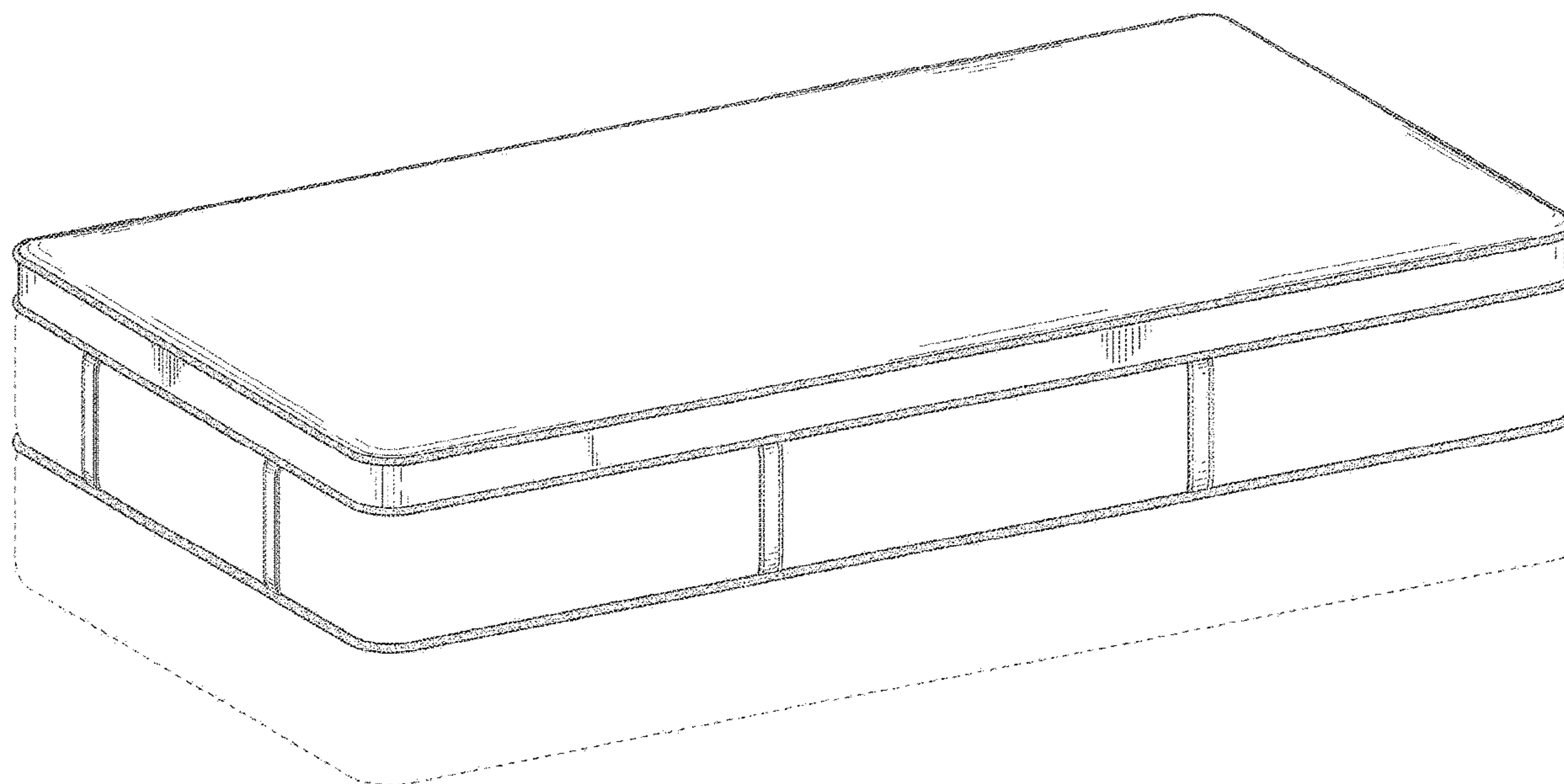
USPC D6/595, 596, 601, 604–606; 5/690, 691,
5/694, 696–699, 701, 703, 705, 706, 709,
5/716–718, 721, 722, 655.6, 655.7, 655.9,
5/657.5

See application file for complete search history.

(56) **References Cited**

To view the complete listing of prior art documents cited during the proceeding for Reexamination Control Number 95/001,549, please refer to the USPTO's public Patent Application Information Retrieval (PAIR) system under the Display References tab.

Primary Examiner — Darlington Ly



**INTER PARTES
REEXAMINATION CERTIFICATE**

THE PATENT IS HEREBY AMENDED AS
INDICATED BELOW.

5

AS A RESULT OF REEXAMINATION, IT HAS BEEN
DETERMINED THAT:

The claim 1 is cancelled.

10

* * * * *