



US00D622530S

(12) **United States Design Patent**
Long

(10) **Patent No.:** **US D622,530 S**

(45) **Date of Patent:** **** *Aug. 31, 2010**

(54) **PILLOW**

(76) Inventor: **Steven B. Long**, P.O. Box 64365,
Tucson, AZ (US) 85728-4365

(*) Notice: This patent is subject to a terminal disclaimer.

(**) Term: **14 Years**

(21) Appl. No.: **29/339,711**

(22) Filed: **Jul. 6, 2009**

(51) **LOC (9) Cl.** **06-09**

(52) **U.S. Cl.** **D6/601**

(58) **Field of Classification Search** D6/500,
D6/502, 595-601, 604, 605; 5/420, 490,
5/630, 632, 636, 648, 653, 655.3, 655.9,
5/657, 658; D21/803, 809; D24/183, 206,
D24/215; 297/219.1, 230.1

See application file for complete search history.

(56) **References Cited**

U.S. PATENT DOCUMENTS

D155,924 S * 11/1949 Ray D6/604
D268,803 S * 5/1983 Roberts D6/601
D281,210 S * 11/1985 Roberts D6/502

D320,522 S * 10/1991 Deremiah D6/601
D434,589 S * 12/2000 Moeke-Maxwell D6/601
D439,099 S * 3/2001 Erickson D6/601
D441,586 S * 5/2001 Su D6/601
D587,950 S * 3/2009 Long D6/601

* cited by examiner

Primary Examiner—Janice E. Seeger

Assistant Examiner—Mary Ann Calabrese

(74) *Attorney, Agent, or Firm*—Dale F. Regelman; Quarles & Brady, LLP

(57) **CLAIM**

The ornamental design for a pillow, as shown and described.

DESCRIPTION

FIG. 1 is a perspective view of a pillow according to the present invention;

FIG. 2 is a front side elevational view, the rear being a mirror image thereof;

FIG. 3 is a first side view, the second side view being a mirror image thereof;

FIG. 4 is a top end view thereof; and,

FIG. 5 is a bottom end view thereof.

1 Claim, 3 Drawing Sheets

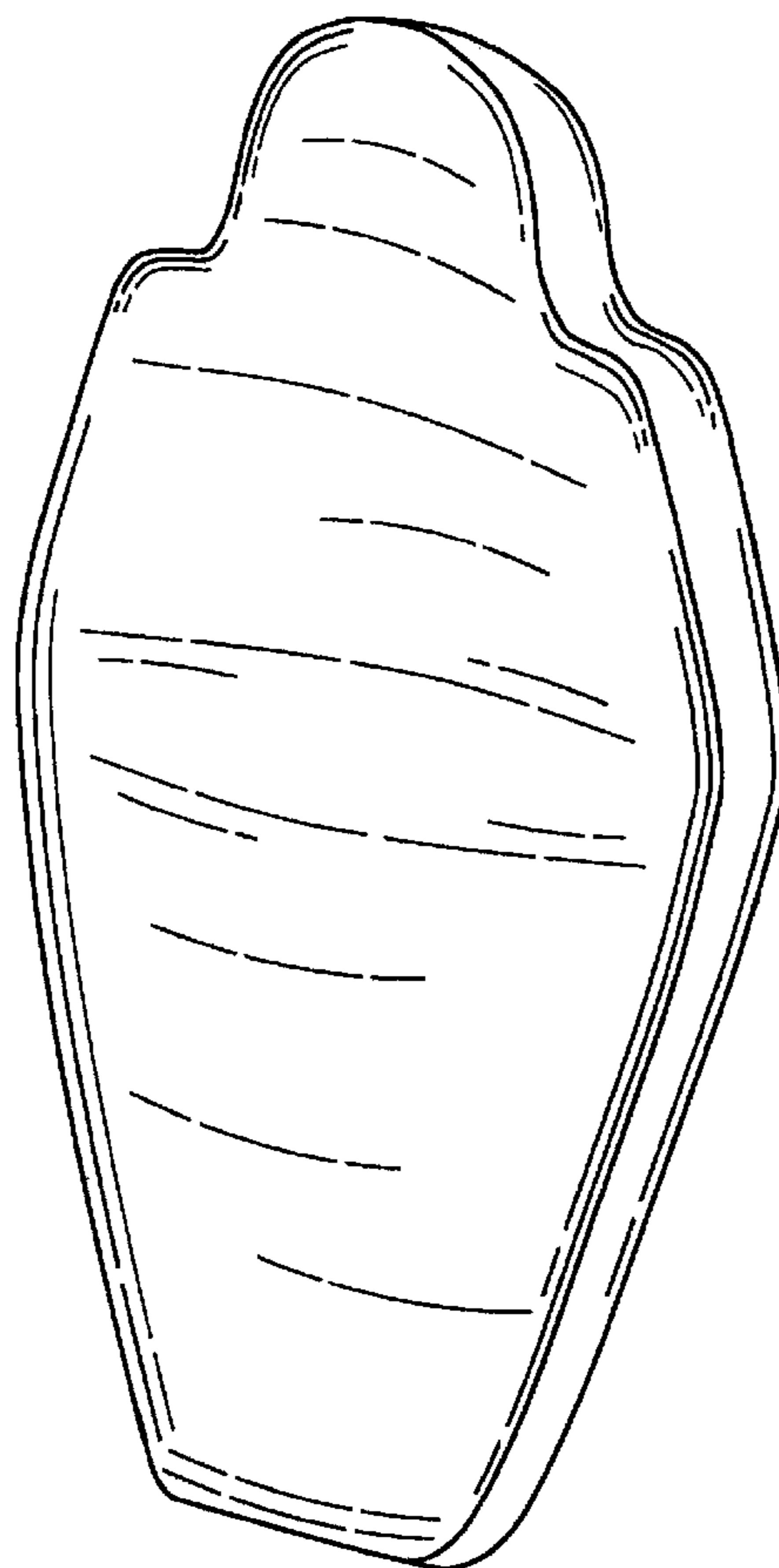


FIG. 1

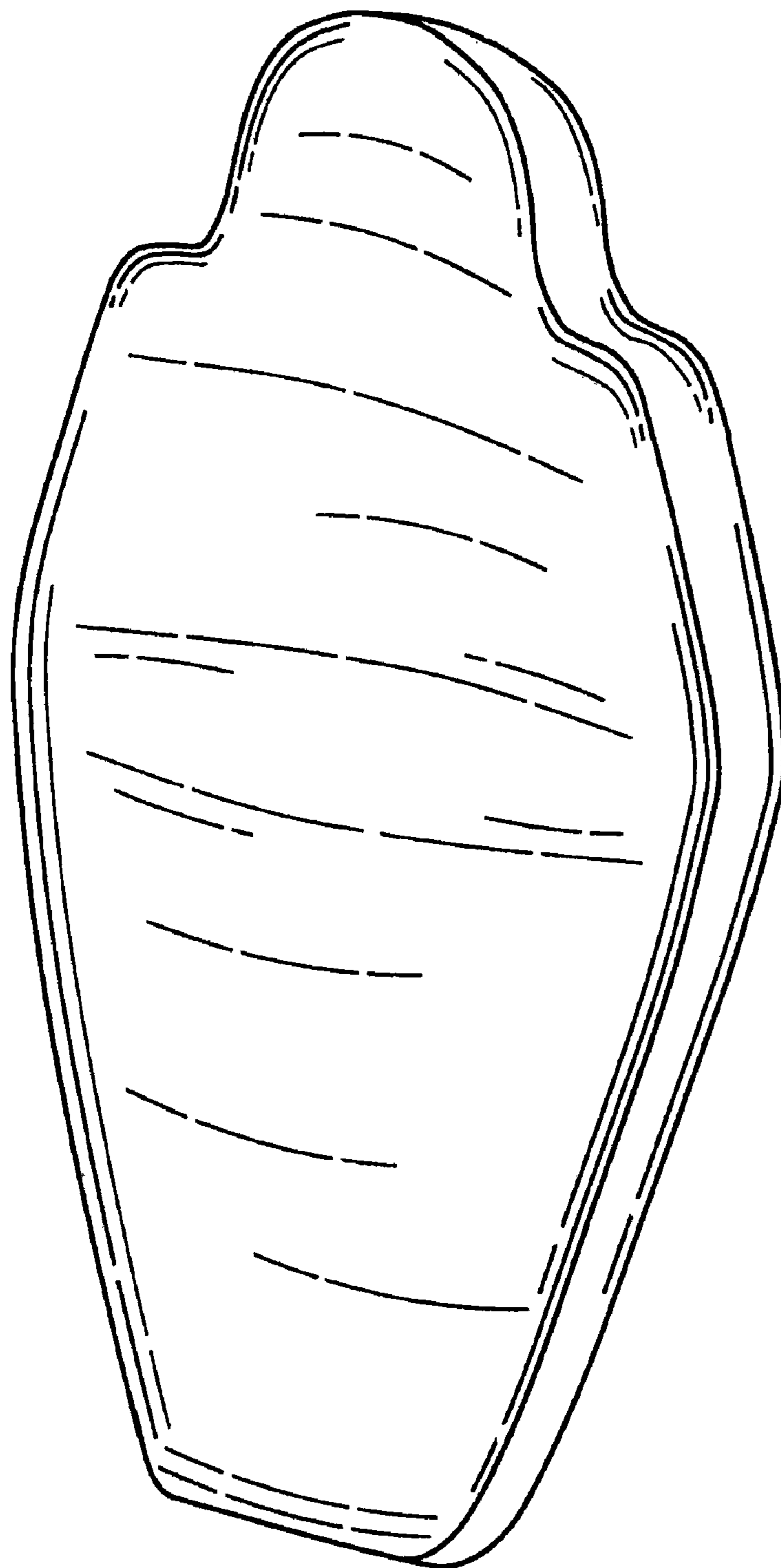


FIG. 2

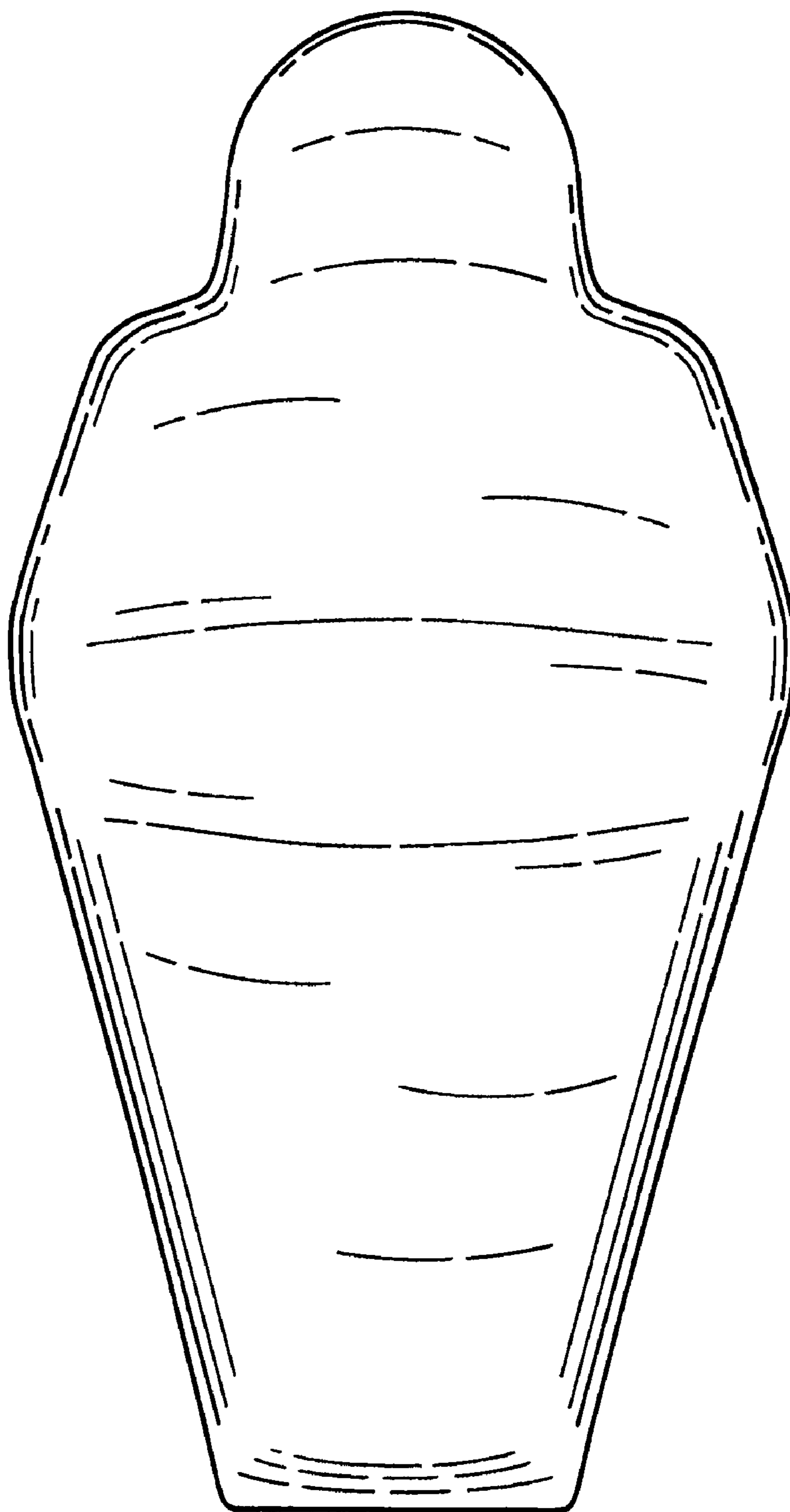


FIG. 3

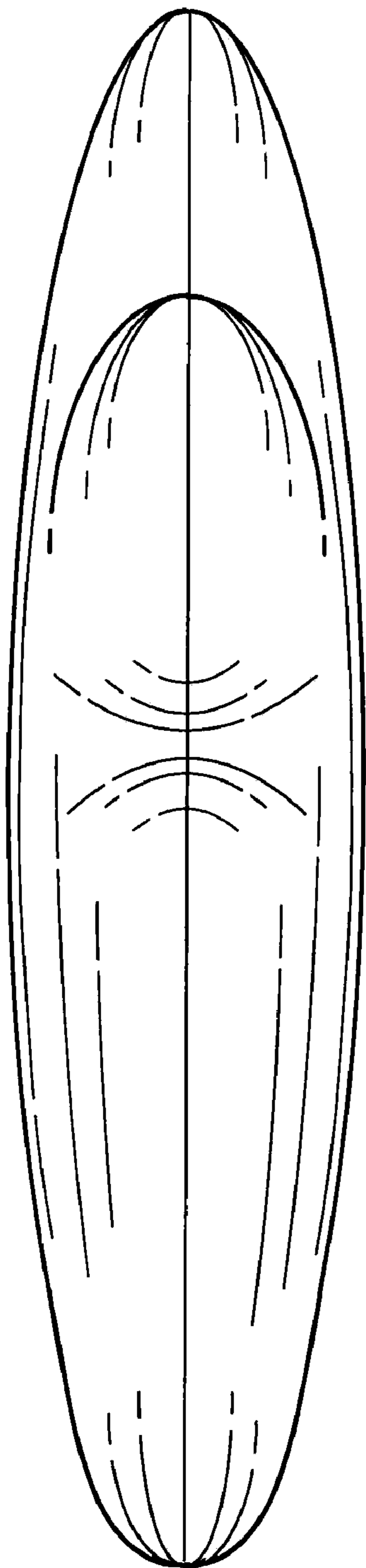


FIG. 4

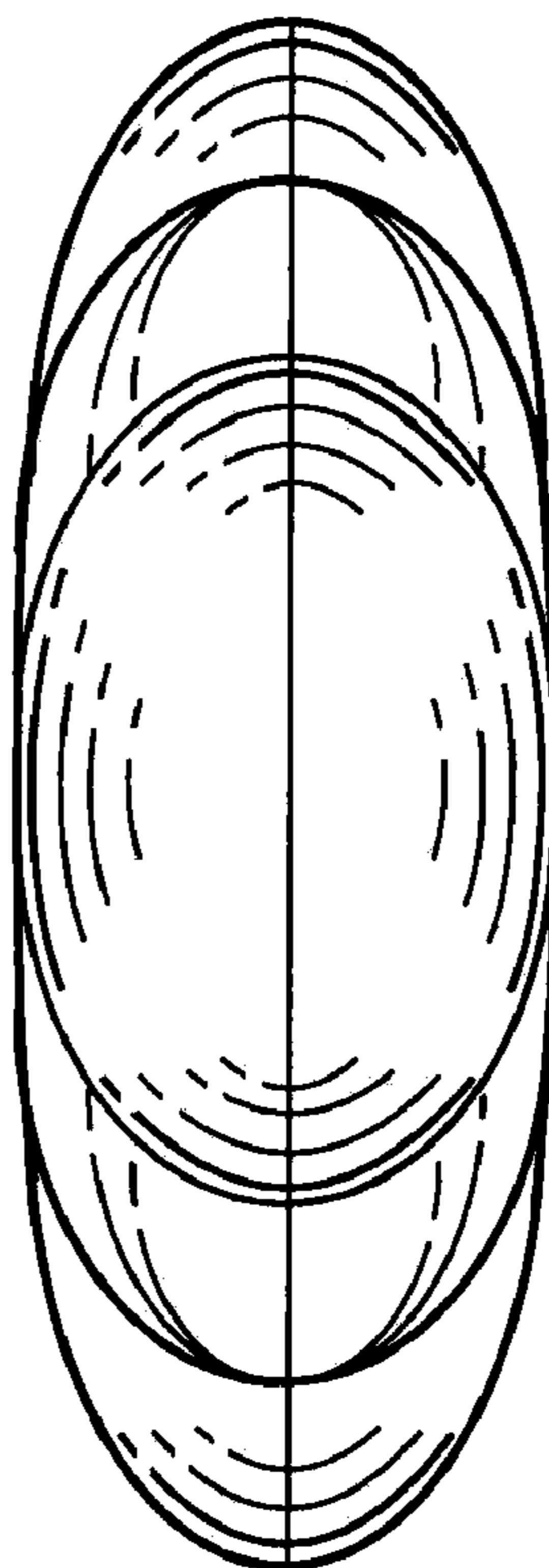


FIG. 5

