



US00D622517S

(12) **United States Design Patent**  
**Tozier**

(10) **Patent No.:** **US D622,517 S**

(45) **Date of Patent:** **\*\* Aug. 31, 2010**

(54) **LOUNGE CHAIR**

*Primary Examiner*—Mimosa De

(75) **Inventor:** **Aeron William Tozier**, 469 Ena Rd.,  
Ste. 2709, Honolulu, HI (US) 96815

(74) *Attorney, Agent, or Firm*—Aeron William Tozier

(73) **Assignee:** **Aeron William Tozier**, Honolulu, HI  
(US)

(57) **CLAIM**

(\*\*) **Term:** **14 Years**

The ornamental design for a lounge chair, as shown and described.

(21) **Appl. No.:** **29/344,913**

(22) **Filed:** **Oct. 6, 2009**

**DESCRIPTION**

(51) **LOC (9) Cl.** ..... **06-01**

FIG. 1 is a perspective view of a lounge chair, showing my new design;

(52) **U.S. Cl.** ..... **D6/372**

FIG. 2 is a top view thereof;

(58) **Field of Classification Search** ..... D6/334–336,  
D6/371, 372, 373, 374, 375, 376, 379, 380,  
D6/381, 500–502; 297/232, 445.1, 446.1,  
297/448.1, 448.2, 451.3

FIG. 3 is a side elevation view, the opposite side being a mirror image thereof;

See application file for complete search history.

FIG. 4 is a front elevation view thereof;

(56) **References Cited**

FIG. 5 is a side elevation view, the opposite side being a mirror image thereof;

**U.S. PATENT DOCUMENTS**


D167,940 S \* 10/1952 Hofgesang ..... D6/375  
D288,634 S \* 3/1987 Williams ..... D6/372

FIG. 6 is a rear elevation view thereof; and,

FIG. 7 is a bottom view thereof.

\* cited by examiner

**1 Claim, 3 Drawing Sheets**






FIG. 1

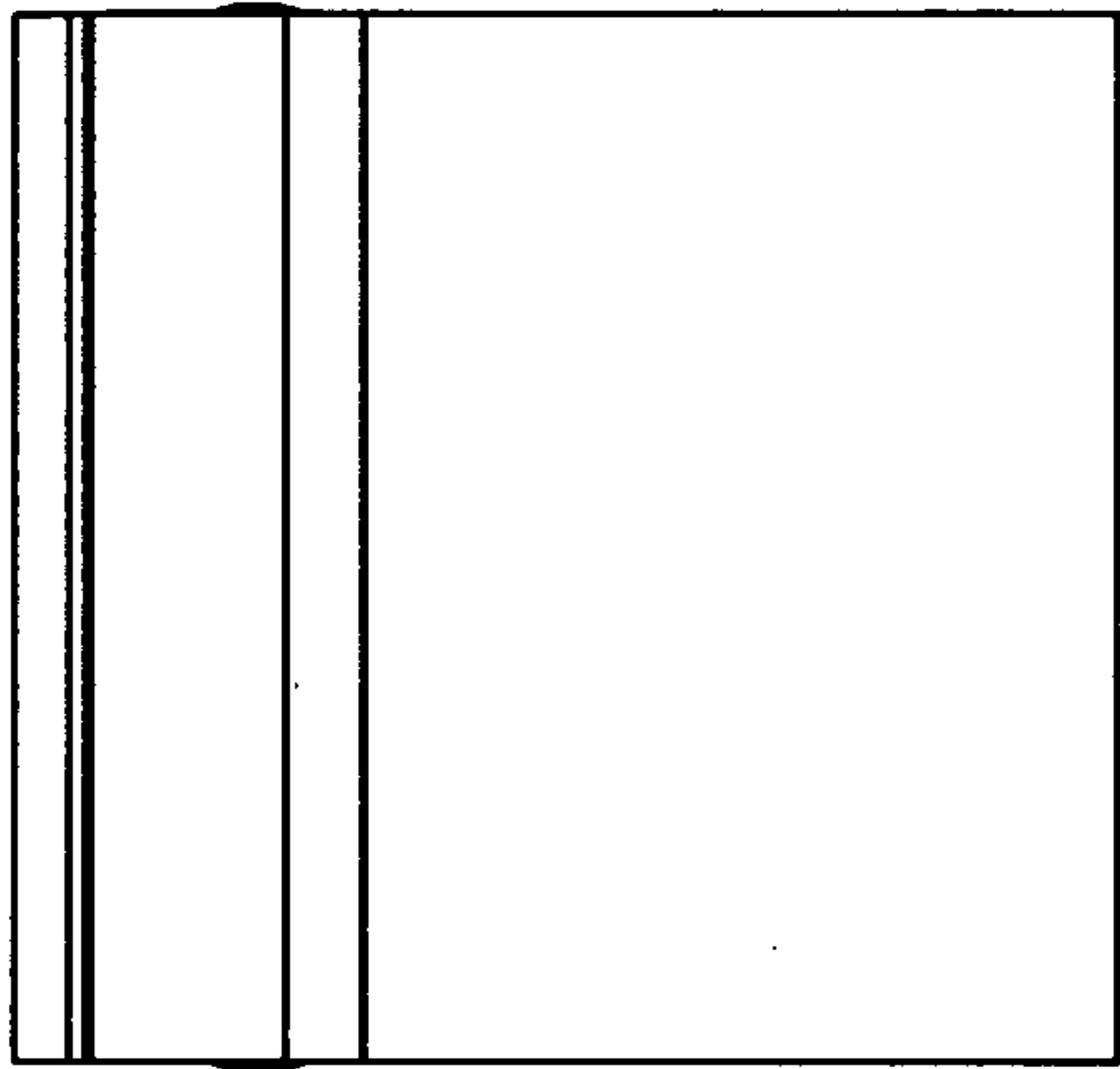


FIG. 2

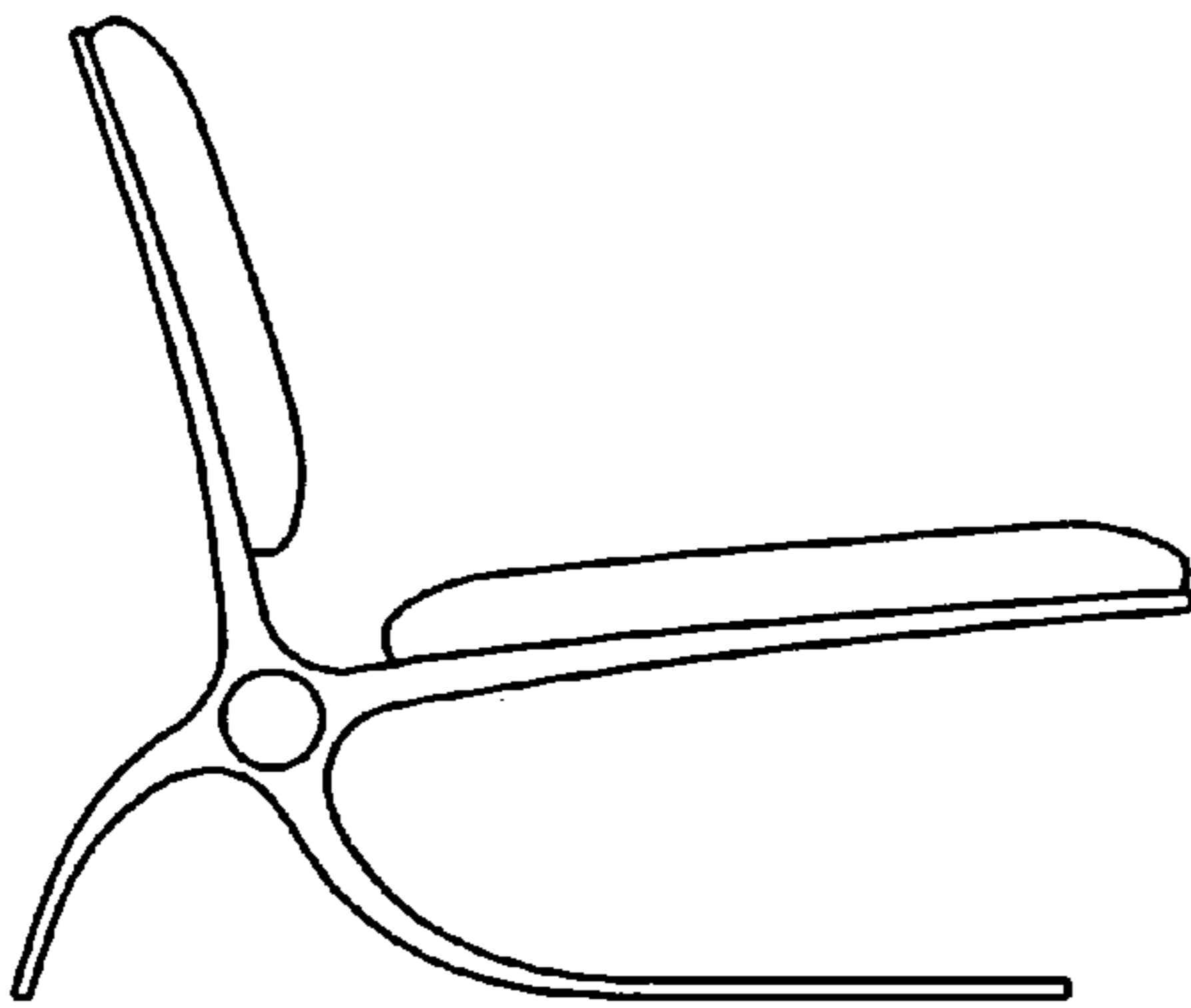


FIG. 3

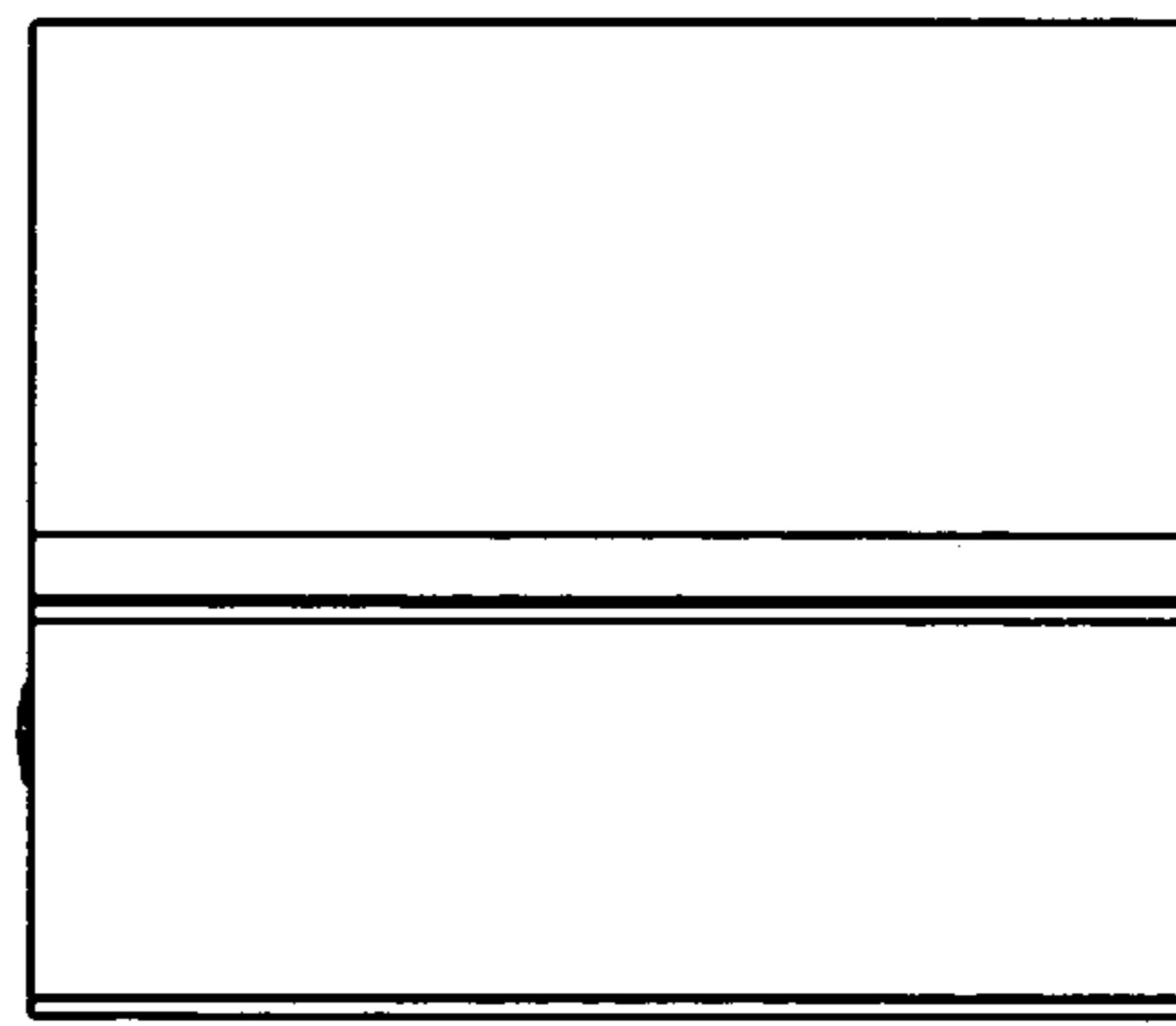


FIG. 4

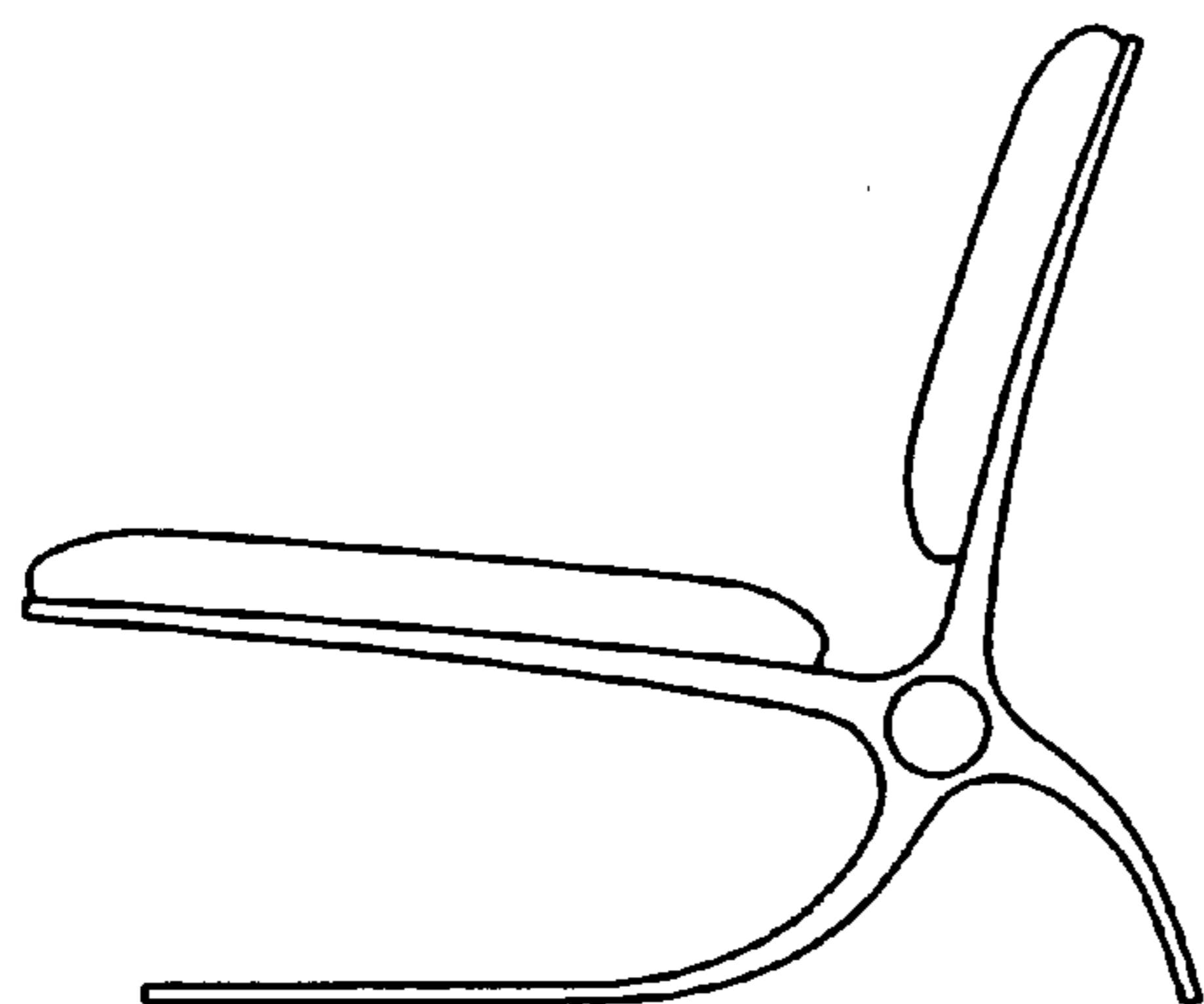


FIG. 5




FIG. 6




FIG. 7