

US00D622509S

(12) **United States Design Patent**  
**Crossman et al.**

(10) **Patent No.:** **US D622,509 S**

(45) **Date of Patent:** **\*\* Aug. 31, 2010**

(54) **TOOTHBRUSH HANDLE**

(75) Inventors: **Scott P. Crossman**, Rockford, MI (US);  
**Jonathan M. Stebila**, Allen Park, MI  
(US)

(73) Assignee: **Ranir, LLC**, Grand Rapids, MI (US)

(\*\*) Term: **14 Years**

(21) Appl. No.: **29/354,469**

(22) Filed: **Jan. 25, 2010**

(51) **LOC (9) Cl.** ..... **04-02**

(52) **U.S. Cl.** ..... **D4/104**

(58) **Field of Classification Search** ..... D4/104-112,  
D4/132, 134, 138; 15/143.1, 201, 203, 110,  
15/167.1, 167.2, 172; 132/308-311; 601/136,  
601/141

See application file for complete search history.

(56) **References Cited**

**U.S. PATENT DOCUMENTS**

1,466,723	A *	9/1923	Izawa	.....	15/193
2,003,243	A *	5/1935	Campbell et al.	.....	15/167.1
D401,069	S	11/1998	Lamond et al.		
5,970,564	A	10/1999	Inns et al.		
D420,515	S	2/2000	Van Gelder		
D421,844	S	3/2000	Stark et al.		
6,088,870	A	7/2000	Hohlbein		
6,185,779	B1	2/2001	Kramer		
6,408,476	B1	6/2002	Cann		
D482,199	S	11/2003	De Salvo		
6,675,428	B2	1/2004	Halm		
RE38,521	E	5/2004	Halm		
6,807,703	B2	10/2004	van Gelder et al.		

D504,233	S *	4/2005	Geiberger	.....	D4/104
7,020,928	B2	4/2006	Hohlbein		
7,024,720	B2	4/2006	Moskovich et al.		
D531,808	S *	11/2006	Geiberger	.....	D4/104
D582,681	S *	12/2008	Geiberger et al.	.....	D4/104
7,546,658	B2	6/2009	Koeth et al.		
2007/0271717	A1	11/2007	Clos et al.		

**FOREIGN PATENT DOCUMENTS**

KR 30-0267468 S \* 12/2000

\* cited by examiner

*Primary Examiner*—Melanie H Tung

*Assistant Examiner*—Lavone D Tabor

(74) *Attorney, Agent, or Firm*—Warner Norcross & Judd LLP

(57) **CLAIM**

The ornamental design for a toothbrush handle, as shown and described.

**DESCRIPTION**

FIG. 1 is a perspective view of the toothbrush handle embodying my new design;

FIG. 2 is a right side elevational view thereof, the left side elevational view being a mirror image thereof;

FIG. 3 is a top plan view thereof;

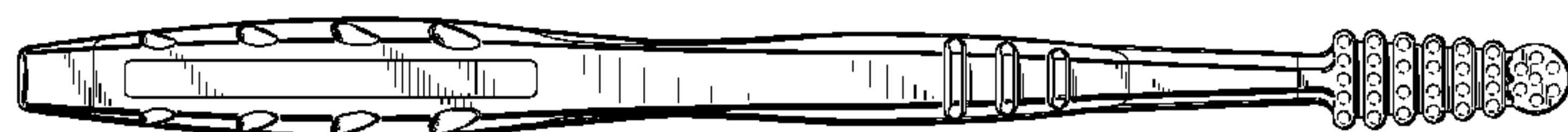
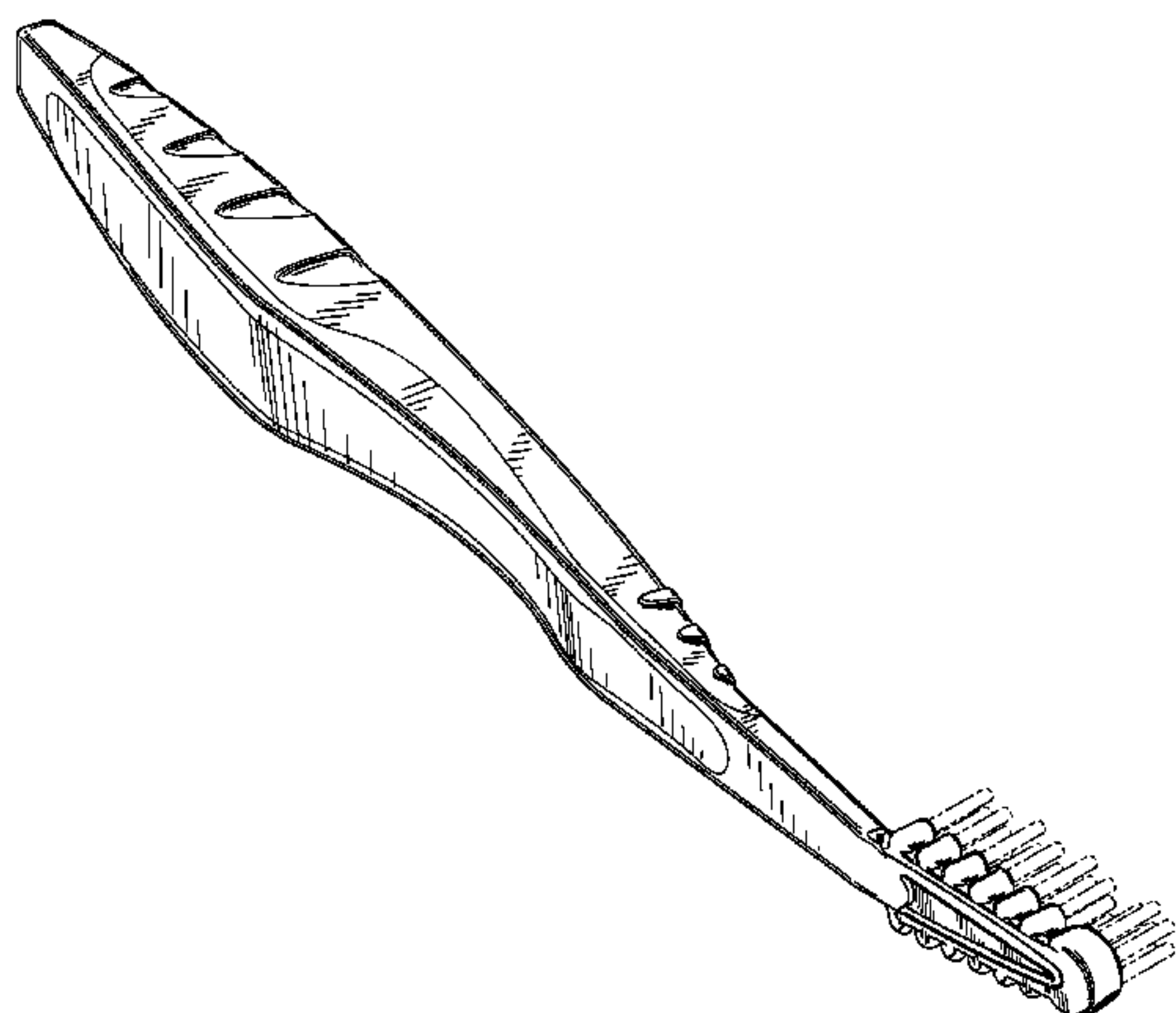
FIG. 4 is a bottom plan view thereof;

FIG. 5 is a rear elevational view thereof; and,

FIG. 6 is a front elevational view thereof.

FIGS. 1-3, 5, and 6 show bristle tufts in broken lines. These features are shown for environmental purposes and do not form any part of the claimed design.

**1 Claim, 4 Drawing Sheets**



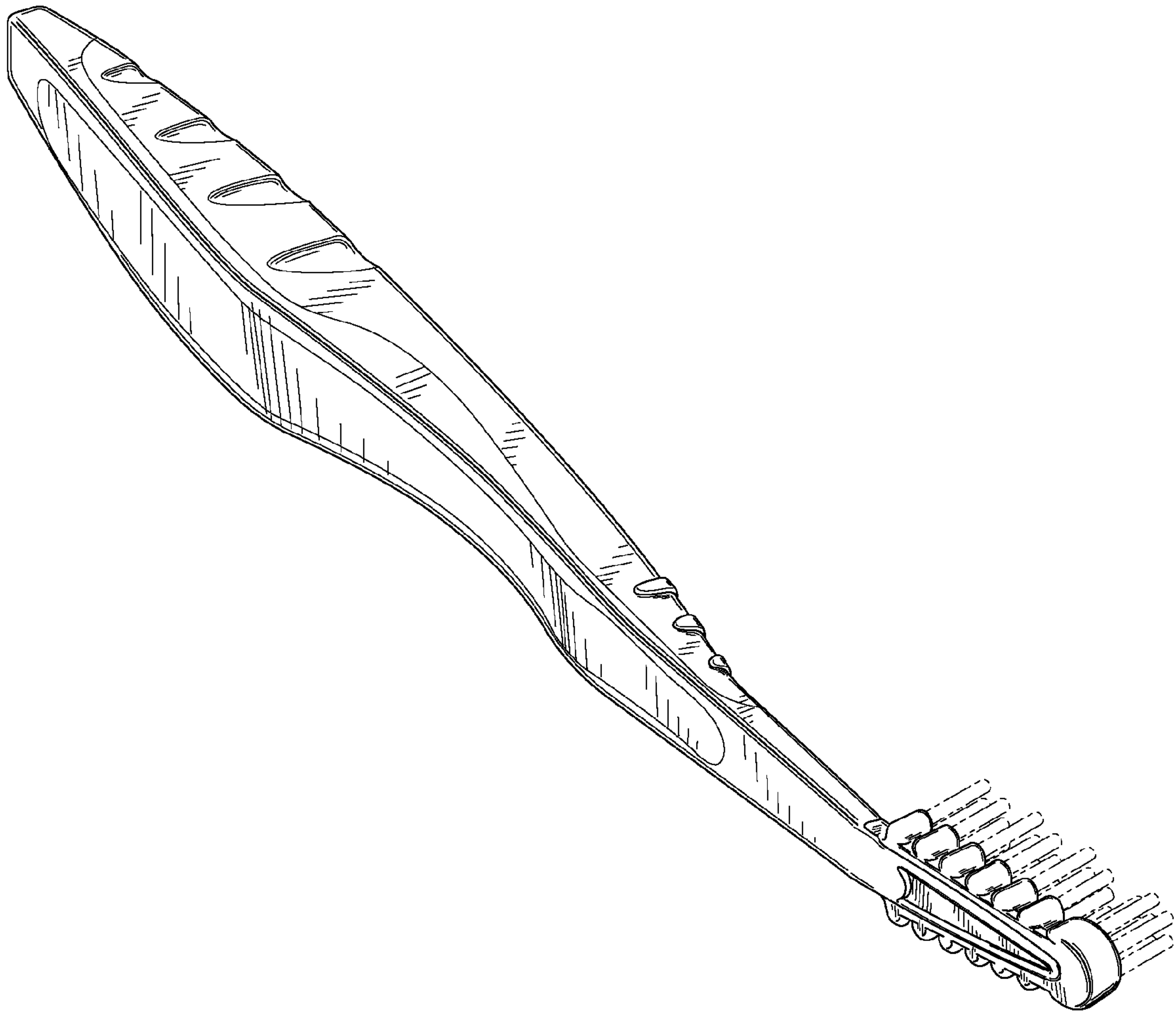


Fig. 1

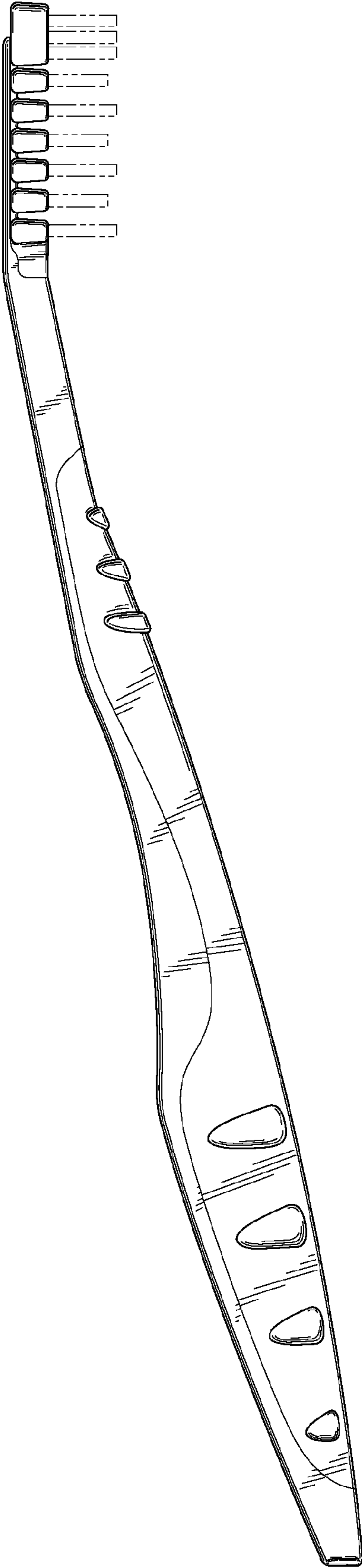


Fig. 2

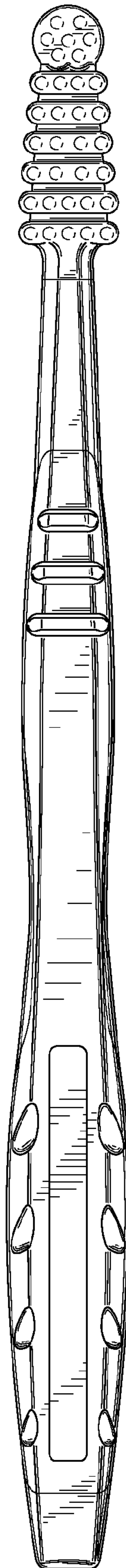


Fig. 3

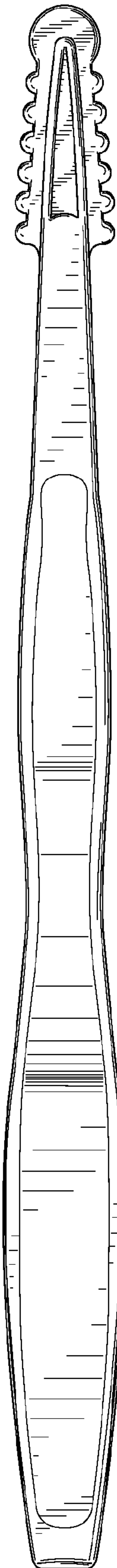


Fig. 4

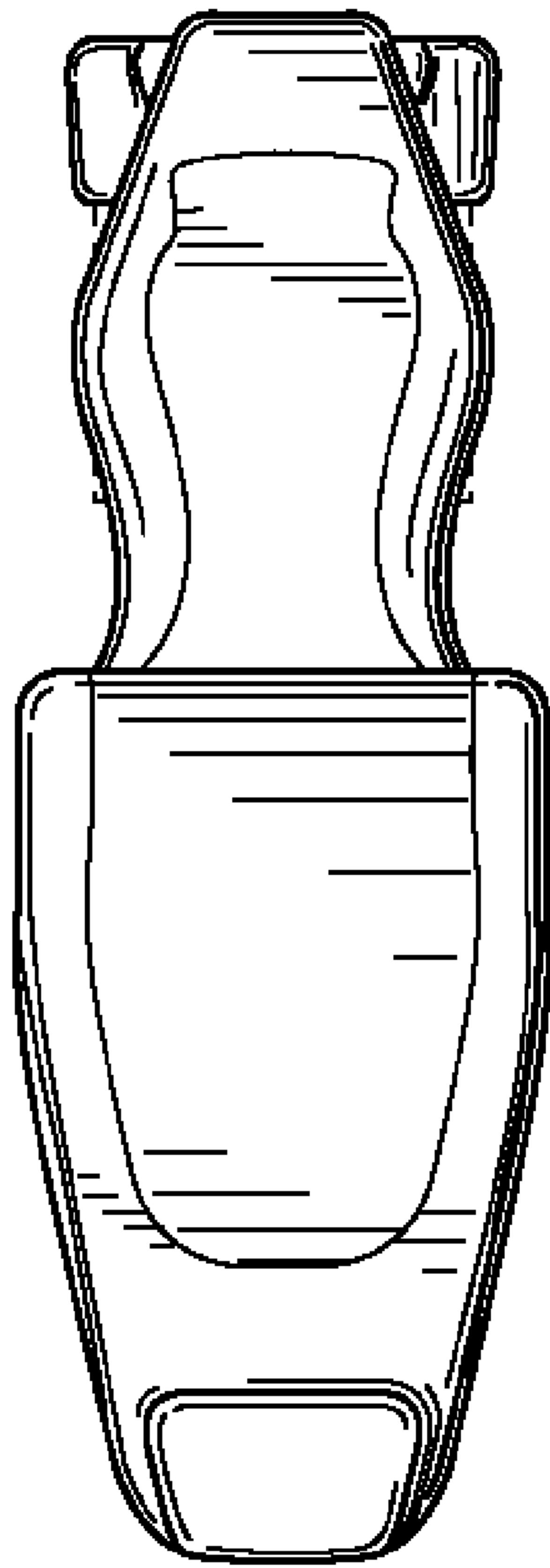


Fig. 5

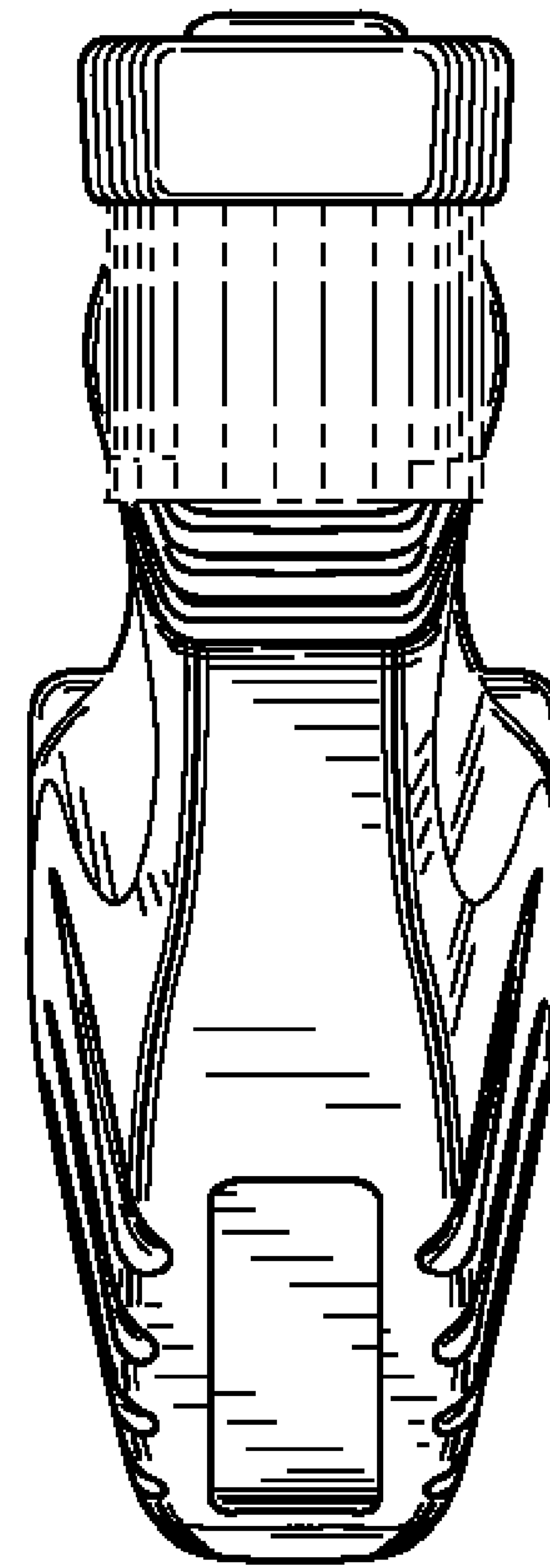


Fig. 6