



US00D622495S

(12) **United States Design Patent**
Swain et al.

(10) **Patent No.:** **US D622,495 S**

(45) **Date of Patent:** **** Aug. 31, 2010**

(54) **VENTED SOCK**

(75) Inventors: **Keith Swain**, Winnetka, IL (US); **Wayne Burgess**, Albertville, AL (US)

(73) Assignee: **Wells Lamont Retail Group**, Niles, IL (US)

(**) Term: **14 Years**

(21) Appl. No.: **29/353,827**

(22) Filed: **Jan. 14, 2010**

(51) **LOC (9) Cl.** **02-04**

(52) **U.S. Cl.** **D2/980**

(58) **Field of Classification Search** D2/980-994;
2/239-242, 409, 911

See application file for complete search history.

(56) **References Cited**

U.S. PATENT DOCUMENTS

D8,822 S *	12/1875	Landenberger	D2/985
D176,170 S *	11/1955	Apar	D2/987
4,057,981 A *	11/1977	Runac	66/185
D283,557 S *	4/1986	Houston	D2/994
D290,424 S *	6/1987	Lindecker	D2/994
5,086,518 A *	2/1992	Staley	2/239

5,226,194 A *	7/1993	Staley	2/239
5,335,517 A *	8/1994	Throneburg et al.	66/185
5,595,005 A *	1/1997	Throneburg et al.	36/91
5,724,753 A *	3/1998	Throneburg et al.	36/91

* cited by examiner

Primary Examiner—T. Chase Nelson

Assistant Examiner—Kathleen M Sims

(74) *Attorney, Agent, or Firm*—R. Blake Johnston, Esq.; DLA Piper LLP (US)

(57) **CLAIM**

The ornamental design for a vented sock, as shown and described.

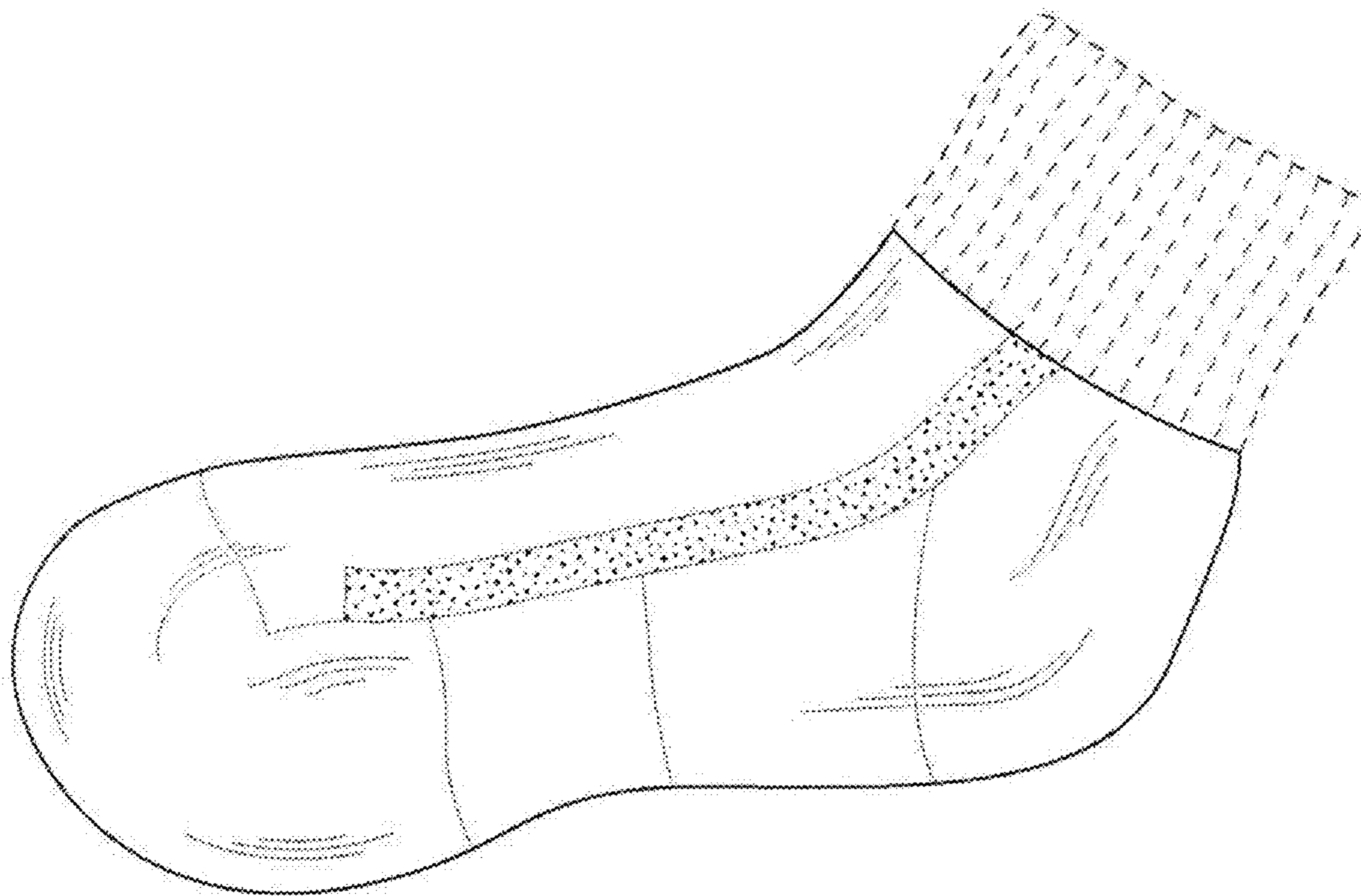
DESCRIPTION

FIG. 1 is a left side elevational view of the vented sock shown lying flat showing our new design; and,

FIG. 2 is a right side elevational view thereof shown lying flat.

The broken line showing of a ribbed top in FIGS. 1 and 2 is included for the purpose of showing environmental portions of the vented sock and forms no part of the claimed design. ps
The stippled strip on the sides of the socks represents a change in material.

1 Claim, 1 Drawing Sheet



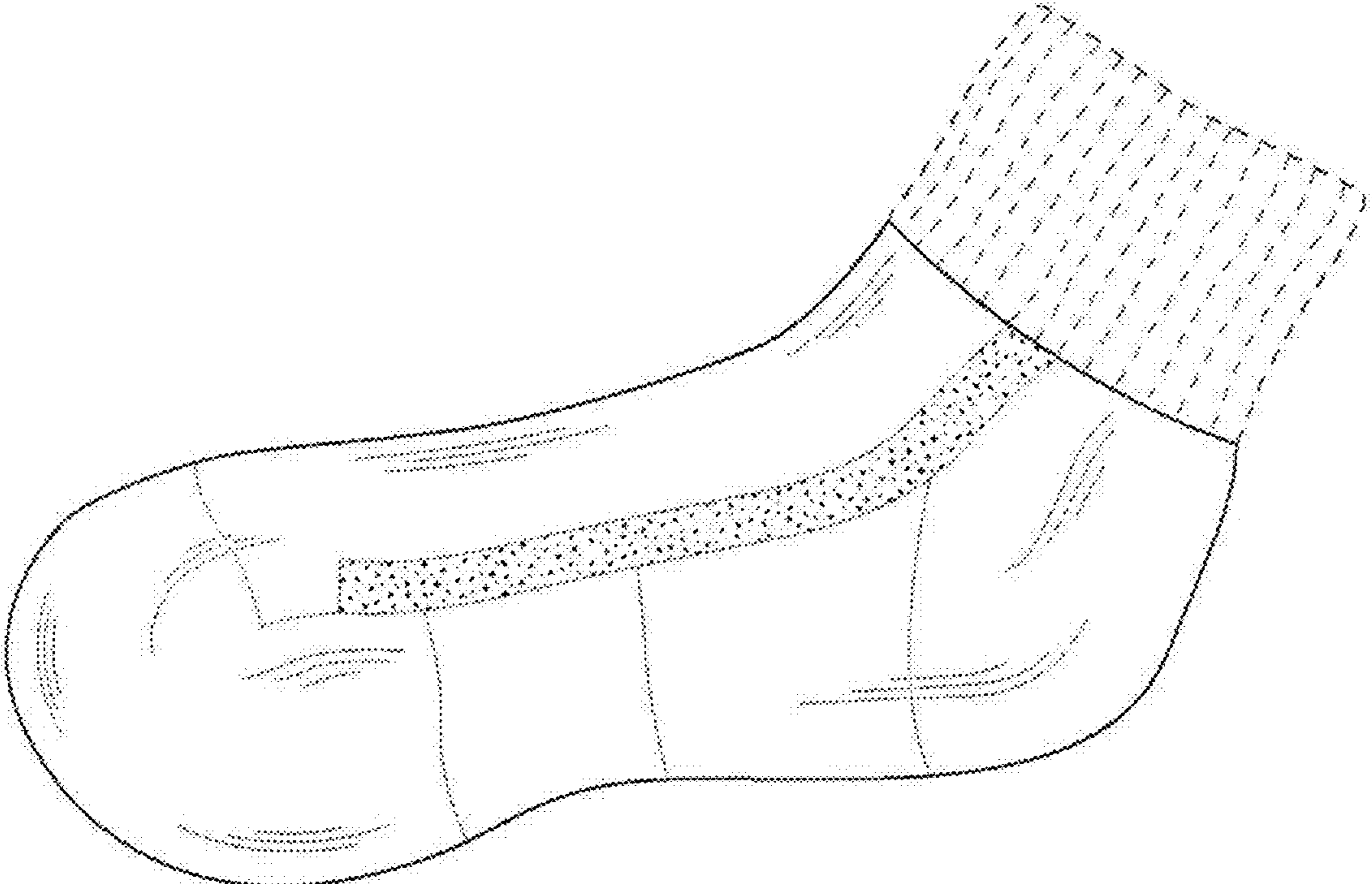


FIG. 1

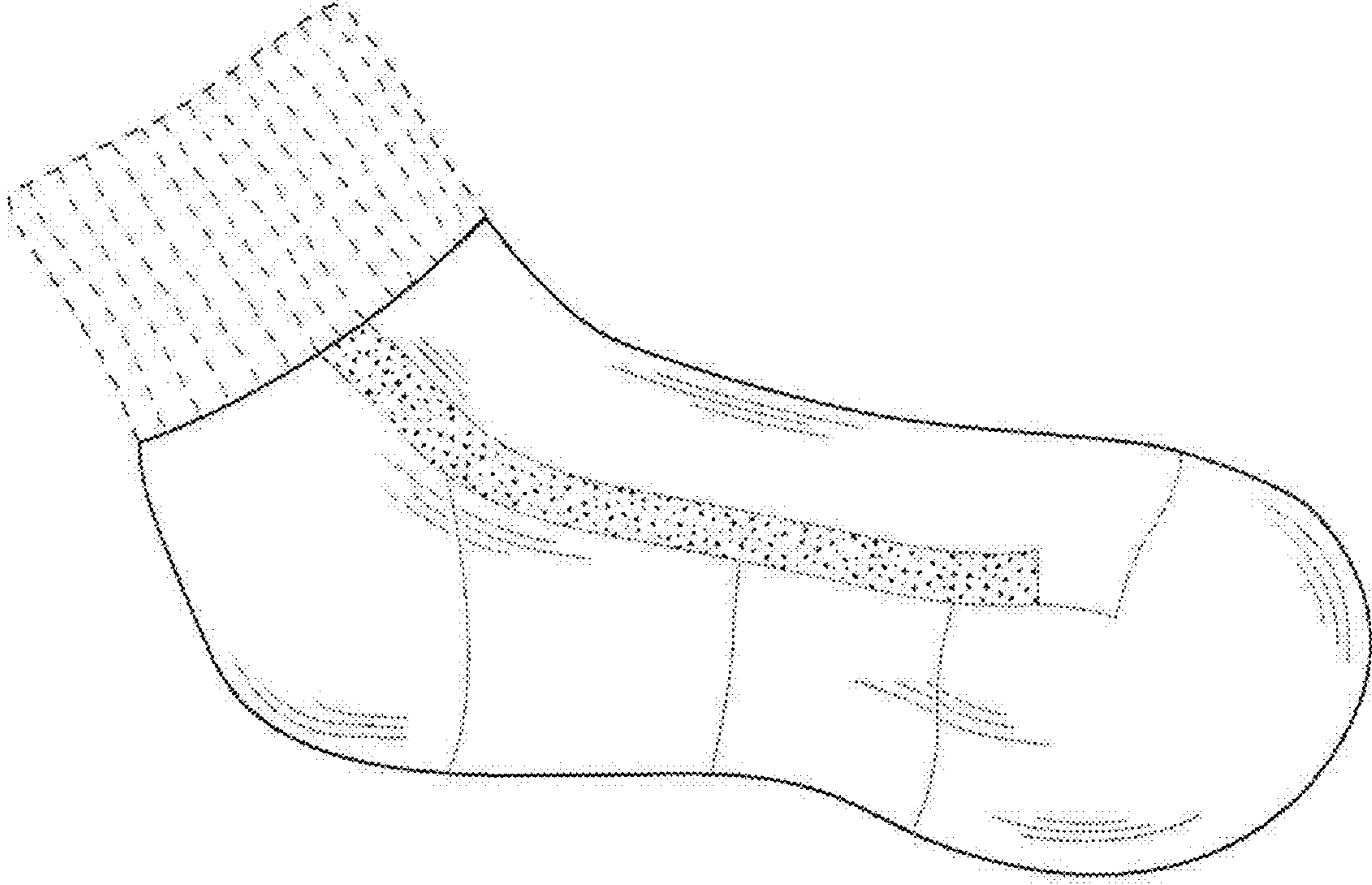


FIG. 2