



US00D622492S

(12) **United States Design Patent**  
**McClaskie**

(10) **Patent No.:** **US D622,492 S**

(45) **Date of Patent:** **\*\* Aug. 31, 2010**

(54) **SHOE**

(75) **Inventor:** **Thomas E. McClaskie**, Bethlehem, PA  
(US)

(73) **Assignee:** **Columbia Insurance Company**,  
Omaha, NE (US)

(\*\*) **Term:** **14 Years**

(21) **Appl. No.:** **29/350,810**

(22) **Filed:** **Nov. 24, 2009**

(51) **LOC (9) Cl.** ..... **02-04**

(52) **U.S. Cl.** ..... **D2/952; D2/951; D2/953**

(58) **Field of Classification Search** ..... D2/902,  
D2/947, 949, 951, 952, 953, 957, 959, 960;  
36/3 B, 22 R, 24.5, 25 R, 32 R, 67 A, 59 C  
See application file for complete search history.

(56) **References Cited**

**U.S. PATENT DOCUMENTS**

D96,346 S *	7/1935	Sutton	.....	D5/24
D98,494 S	1/1936	Boysen		
6,065,230 A *	5/2000	James	.....	36/25 R
D459,064 S	6/2002	McClaskie		
D497,704 S *	11/2004	Wu	.....	D2/953
6,836,979 B2	1/2005	Flavio et al.		
D513,842 S	1/2006	Paytovi		
D515,790 S *	2/2006	Romano et al.	.....	D2/952
D529,265 S	10/2006	Corbi Rico		
D554,838 S	11/2007	McClaskie		
D555,338 S	11/2007	McClaskie		
D557,883 S	12/2007	McClaskie		
D557,886 S	12/2007	McClaskie		
D571,087 S *	6/2008	Dillenbeck et al.	.....	D2/953
D571,088 S *	6/2008	St-Louis et al.	.....	D2/953
D593,740 S	6/2009	McClaskie		

D598,185 S	8/2009	McClaskie		
D603,593 S *	11/2009	McClaskie	.....	D2/952
D603,594 S *	11/2009	McClaskie	.....	D2/953
D605,836 S *	12/2009	Foust	.....	D2/951
D606,732 S *	12/2009	McClaskie	.....	D2/951
D608,996 S *	2/2010	McClaskie	.....	D2/952
D609,888 S *	2/2010	McClaskie	.....	D2/952
2004/0098881 A1 *	5/2004	Flavio et al.	.....	36/25 R
2004/0148804 A1 *	8/2004	Romano et al.	.....	36/103

\* cited by examiner

*Primary Examiner*—Celia A Murphy

(74) *Attorney, Agent, or Firm*—St. Onge Steward Johnston & Reens LLC

(57) **CLAIM**

The ornamental design for a shoe, as shown and described.

**DESCRIPTION**

FIG. 1 is a bottom perspective view of a shoe in accordance with the new design;

FIG. 2 is a bottom view thereof;

FIG. 3 is a top view thereof;

FIG. 4 is a right side view thereof;


FIG. 5 is a left side view thereof;

FIG. 6 is a front view thereof; and,

FIG. 7 is a rear view thereof.

The shoe upper shown in broken lines in FIGS. 1-7 is for environmental purposes only and forms no part of the claimed design. The broken lines shown in each arch area of FIGS. 1, 2, 4, 5 and 7 represent boundaries of the design with the lines themselves and the areas within them forming no part of the claimed design.

**1 Claim, 7 Drawing Sheets**



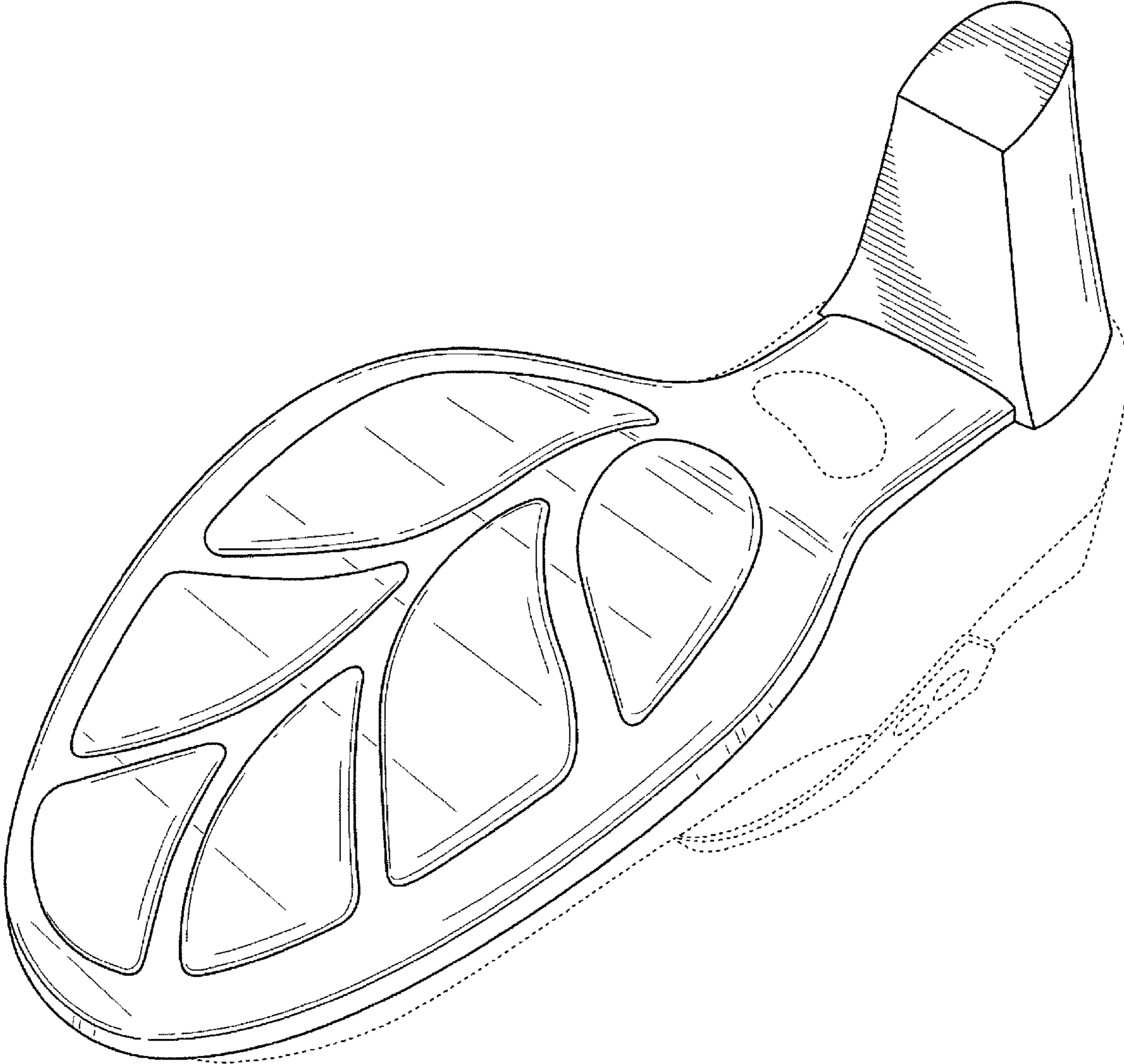


FIG. 1

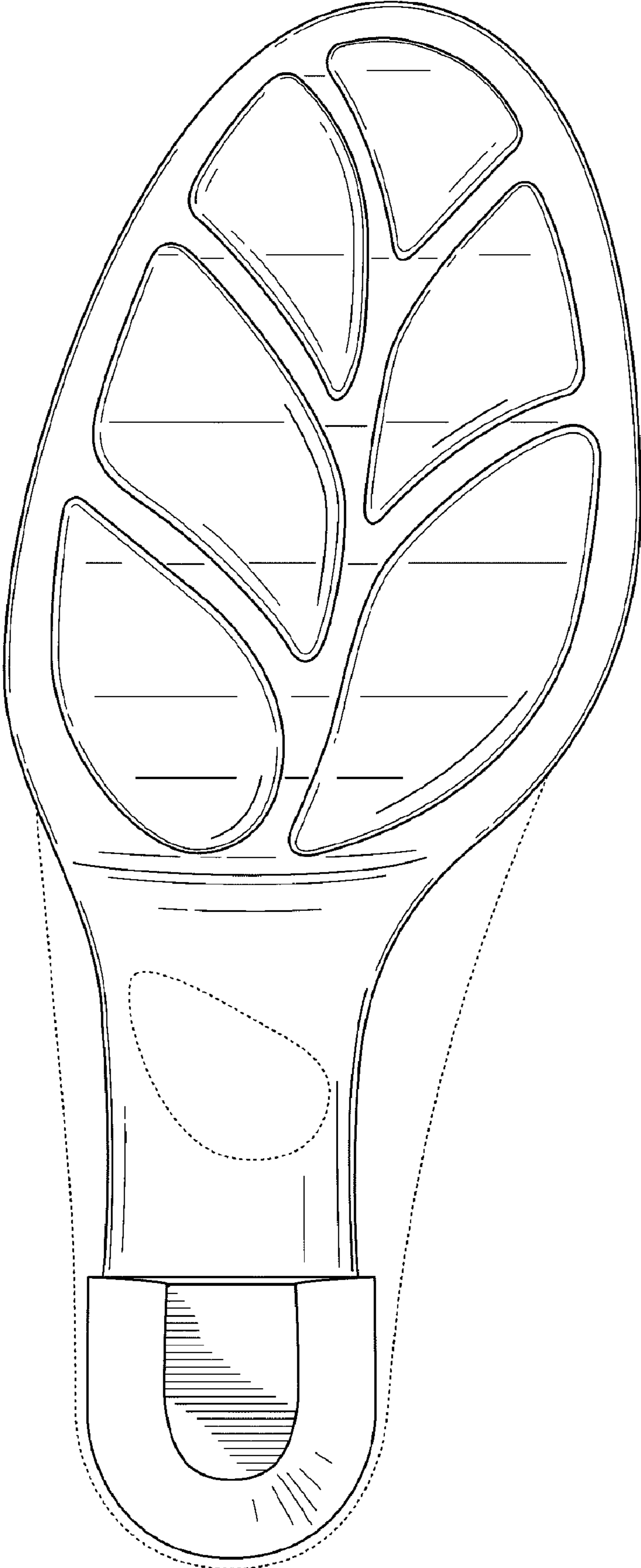
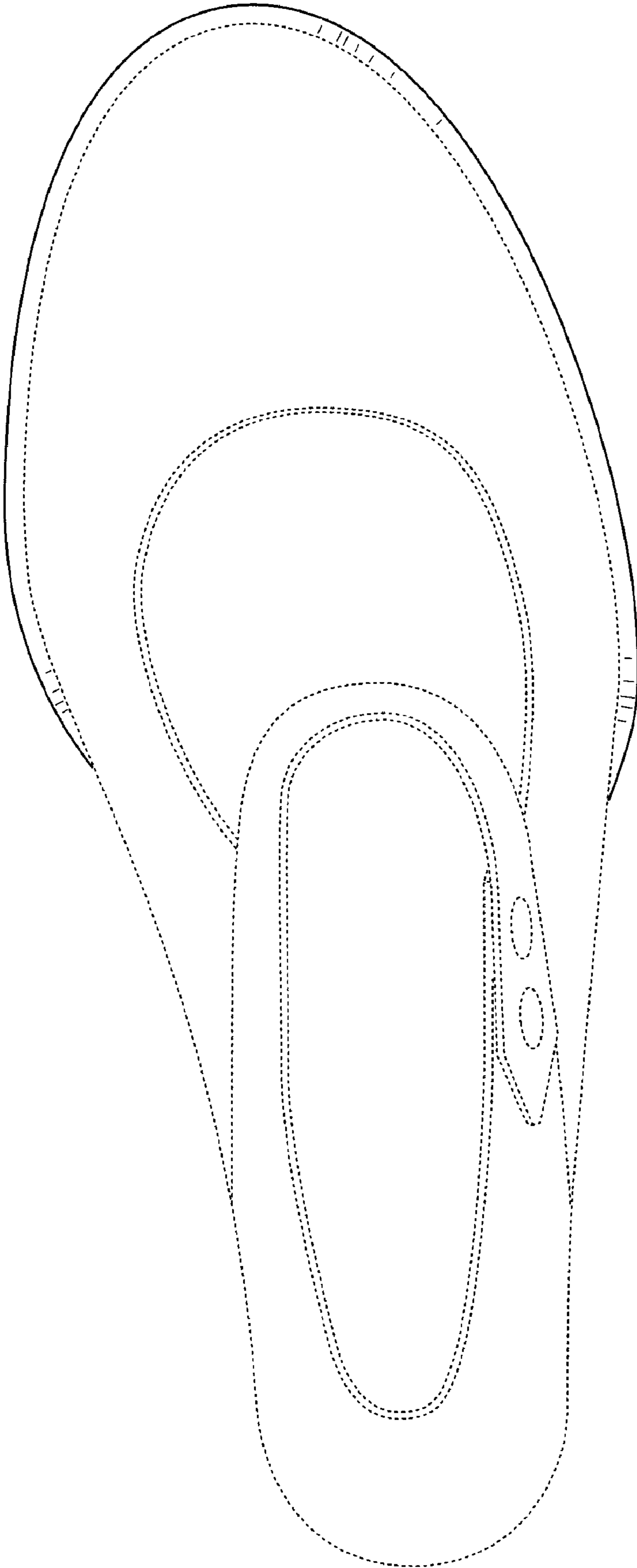


FIG. 2



**FIG. 3**

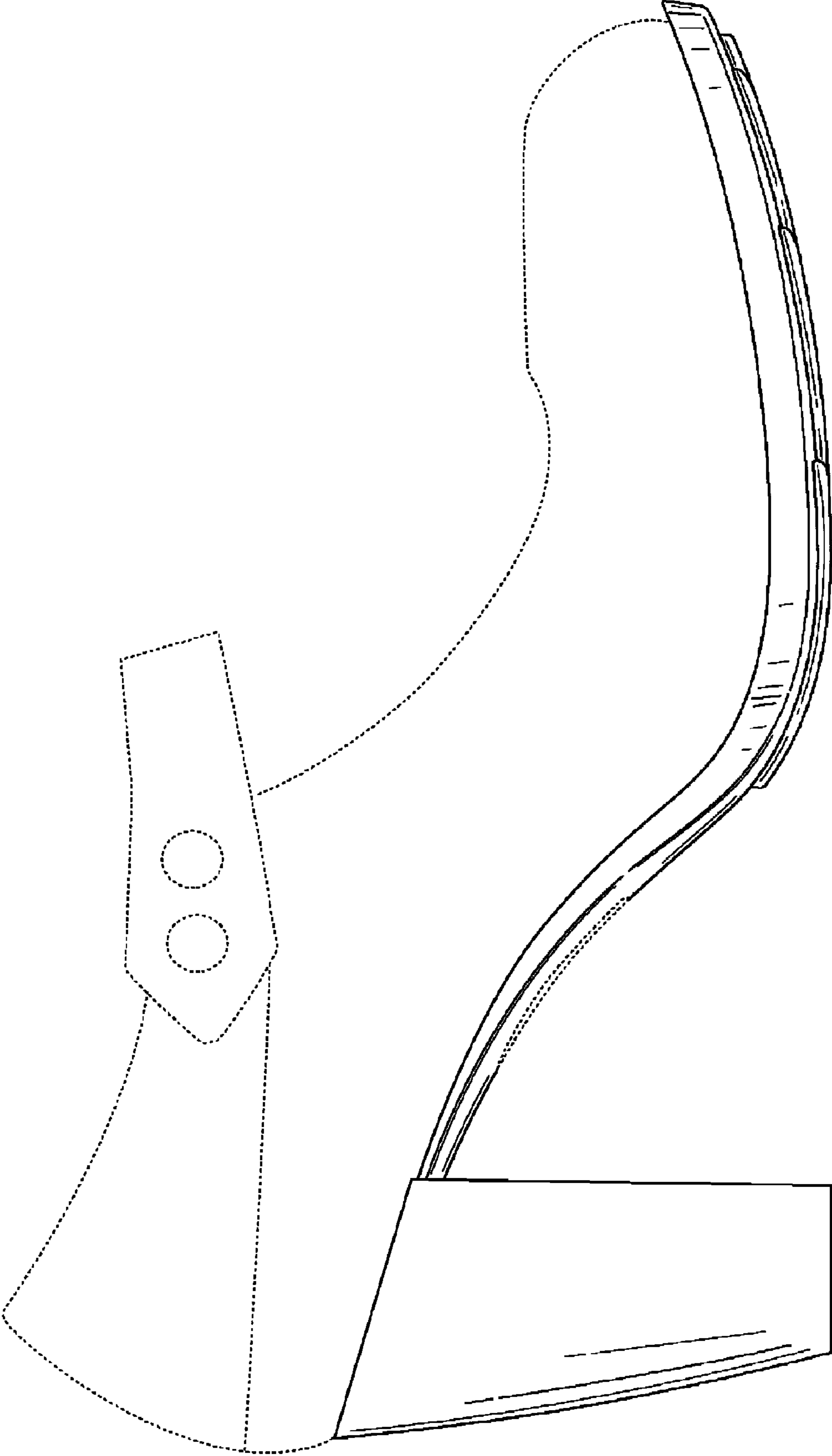


FIG. 4

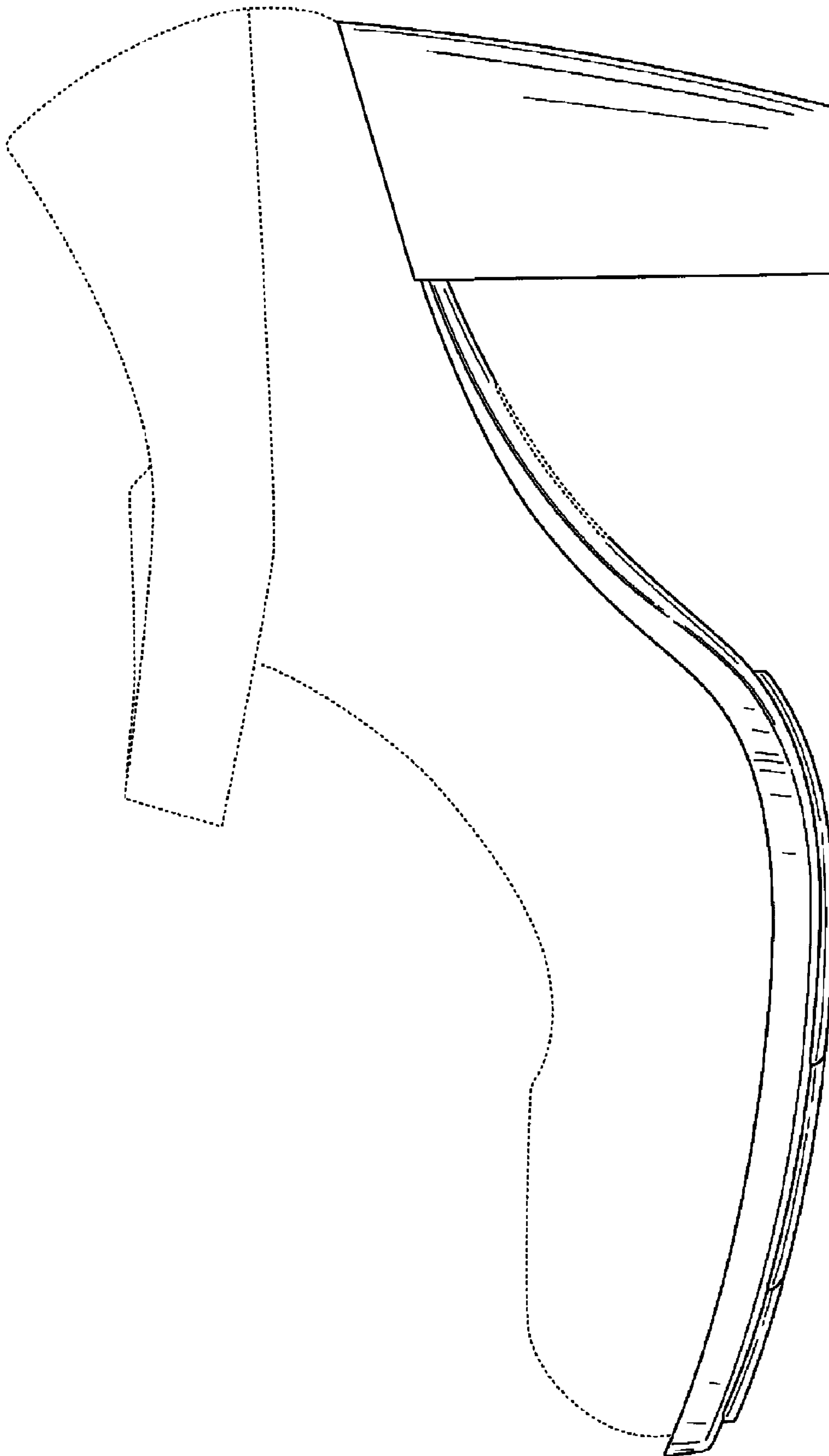
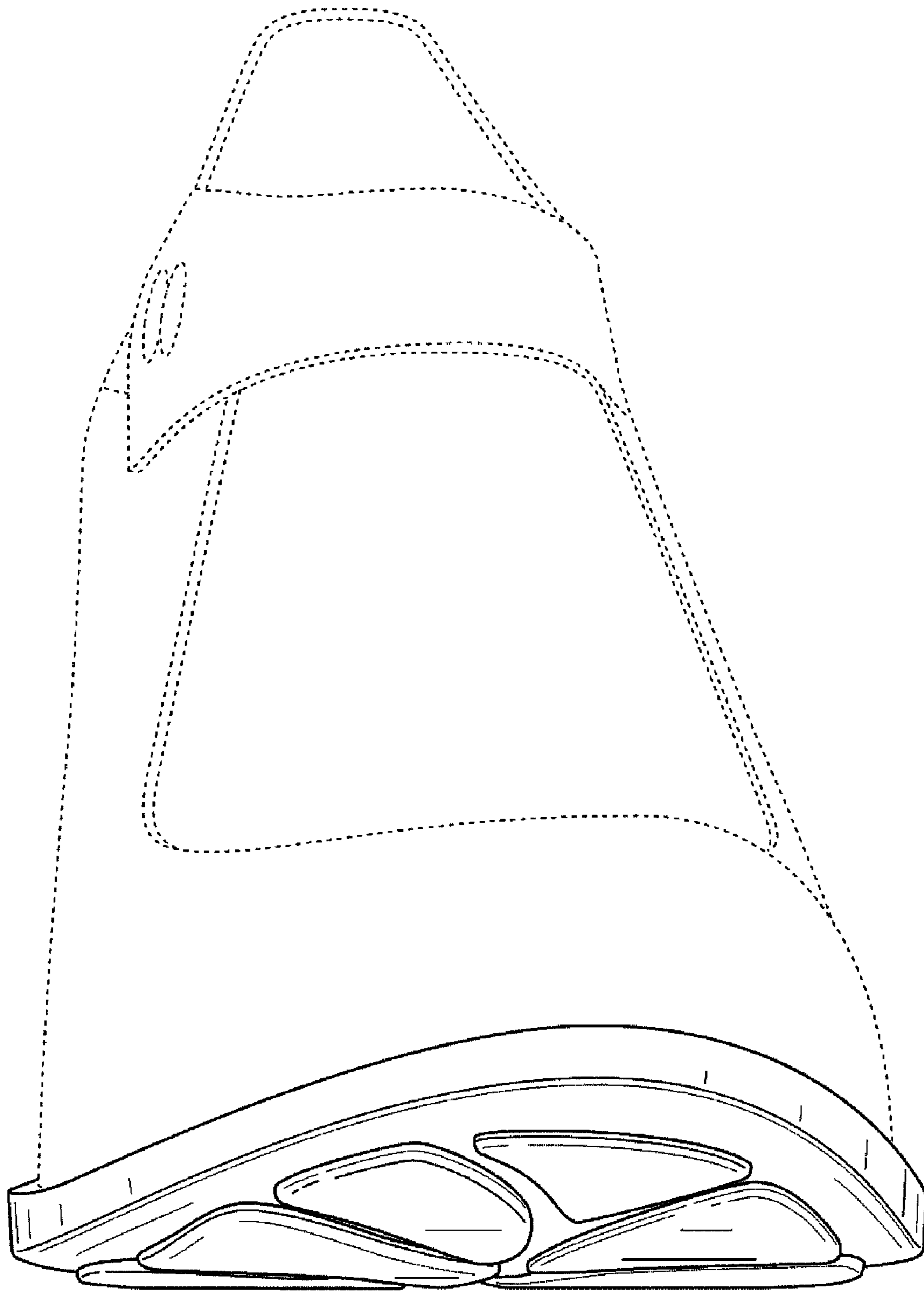



FIG. 5



**FIG. 6**



**FIG. 7**