



US00D622491S

(12) **United States Design Patent**  
**McClaskie**

(10) **Patent No.:** **US D622,491 S**

(45) **Date of Patent:** **\*\* Aug. 31, 2010**

(54) **SHOE**

(75) **Inventor:** **Thomas E. McClaskie**, Bethlehem, PA  
(US)

(73) **Assignee:** **Columbia Insurance Company**,  
Omaha, NE (US)

(\*\*) **Term:** **14 Years**

(21) **Appl. No.:** **29/350,809**

(22) **Filed:** **Nov. 24, 2009**

(51) **LOC (9) Cl.** ..... **02-04**

(52) **U.S. Cl.** ..... **D2/952; D2/951; D2/953**

(58) **Field of Classification Search** ..... D2/946,  
D2/947, 951, 952, 953, 957, 960; D5/6,  
D5/32, 66; 36/103, 104, 3 B, 22 R, 24.5,  
36/25 R, 59 C

See application file for complete search history.

(56) **References Cited**

**U.S. PATENT DOCUMENTS**

D098,494 S	1/1936	Boysen	
D137,843 S	2/1944	Burton	
D248,893 S *	8/1978	Comensoli et al.	D5/32
D326,363 S *	5/1992	Cooper	D5/32
D466,798 S	12/2002	Rebman et al.	
D553,832 S	10/2007	McClaskie	
D580,135 S *	11/2008	Belley et al.	D2/952
D581,141 S *	11/2008	Van Hulle	D2/910
D585,634 S	2/2009	McClaskie	
D590,141 S *	4/2009	McClaskie	D2/952
D592,388 S *	5/2009	Issler	D2/952

D593,289 S *	6/2009	McClaskie	D2/952
D593,734 S *	6/2009	Issler	D2/952
D594,192 S *	6/2009	Issler	D2/952
D599,090 S *	9/2009	McClaskie	D2/952
D600,433 S *	9/2009	Issler	D2/952
D611,235 S *	3/2010	McClaskie	D2/952

\* cited by examiner

*Primary Examiner*—Celia A Murphy

(74) *Attorney, Agent, or Firm*—St. Onge Steward Johnston & Reens LLC

(57) **CLAIM**

The ornamental design for a shoe, as shown and described.

**DESCRIPTION**

FIG. 1 is a bottom perspective view of a shoe in accordance with the new design;

FIG. 2 is a bottom view thereof;

FIG. 3 is a top view thereof;

FIG. 4 is a left side view thereof;

FIG. 5 is a right side view thereof;

FIG. 6 is a front view thereof; and,

FIG. 7 is a rear view thereof.

The broken lines showing the shoe upper in FIGS. 1-7 represent the portion of the article that forms no part of the claim. The broken lines shown in each arch and heel areas of FIGS. 1, 2 and 7 represent the boundaries of the design with the broken lines themselves and the areas within them forming no part of the claim.

**1 Claim, 7 Drawing Sheets**






FIG. 1

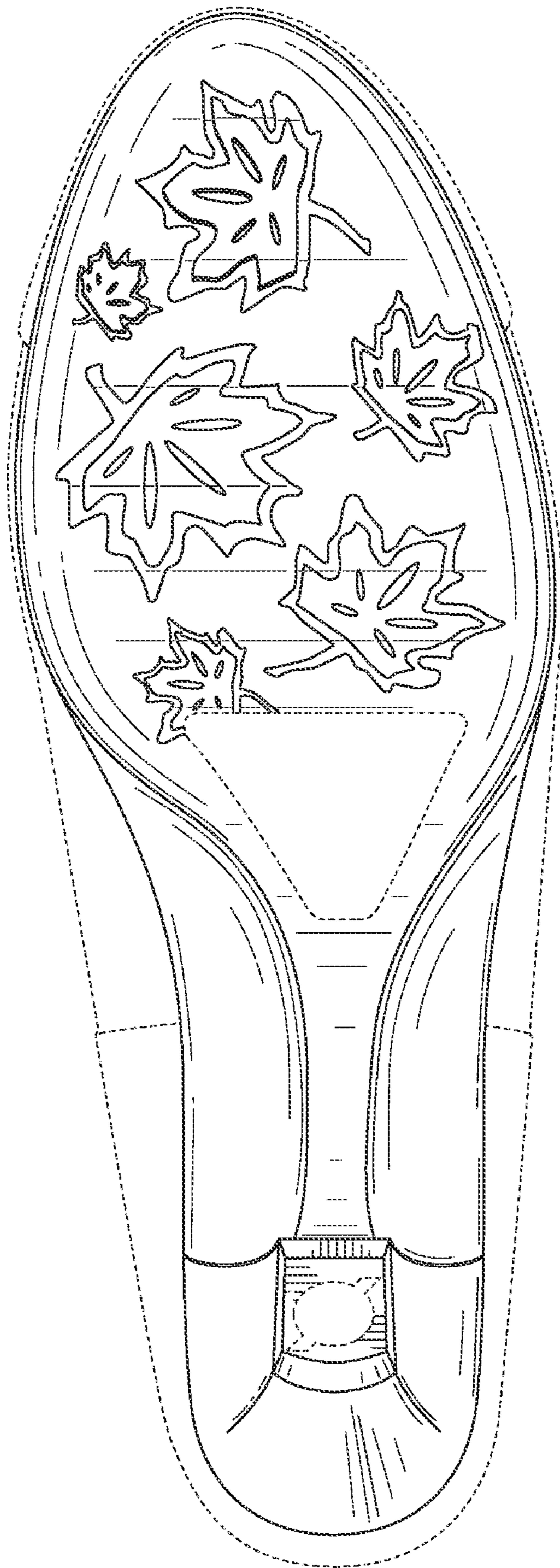
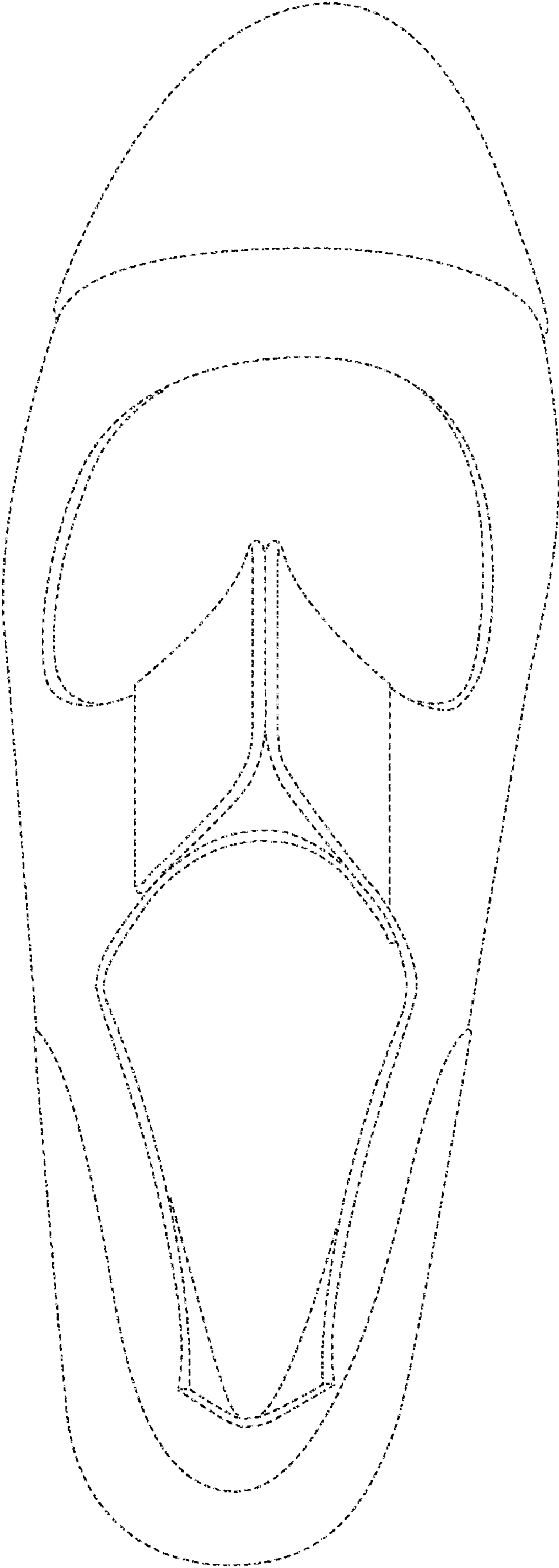


FIG. 2



**FIG. 3**

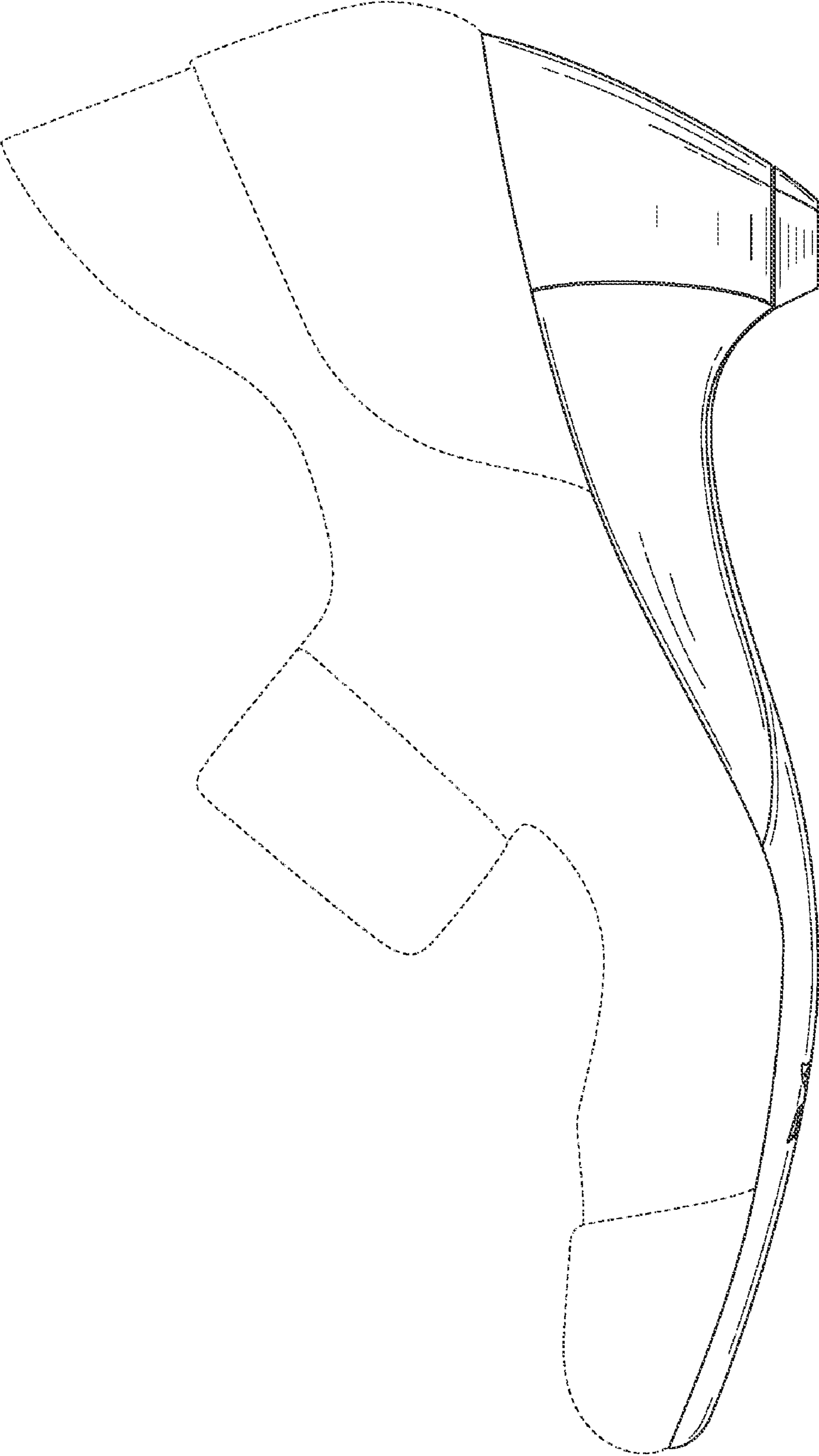


FIG. 4

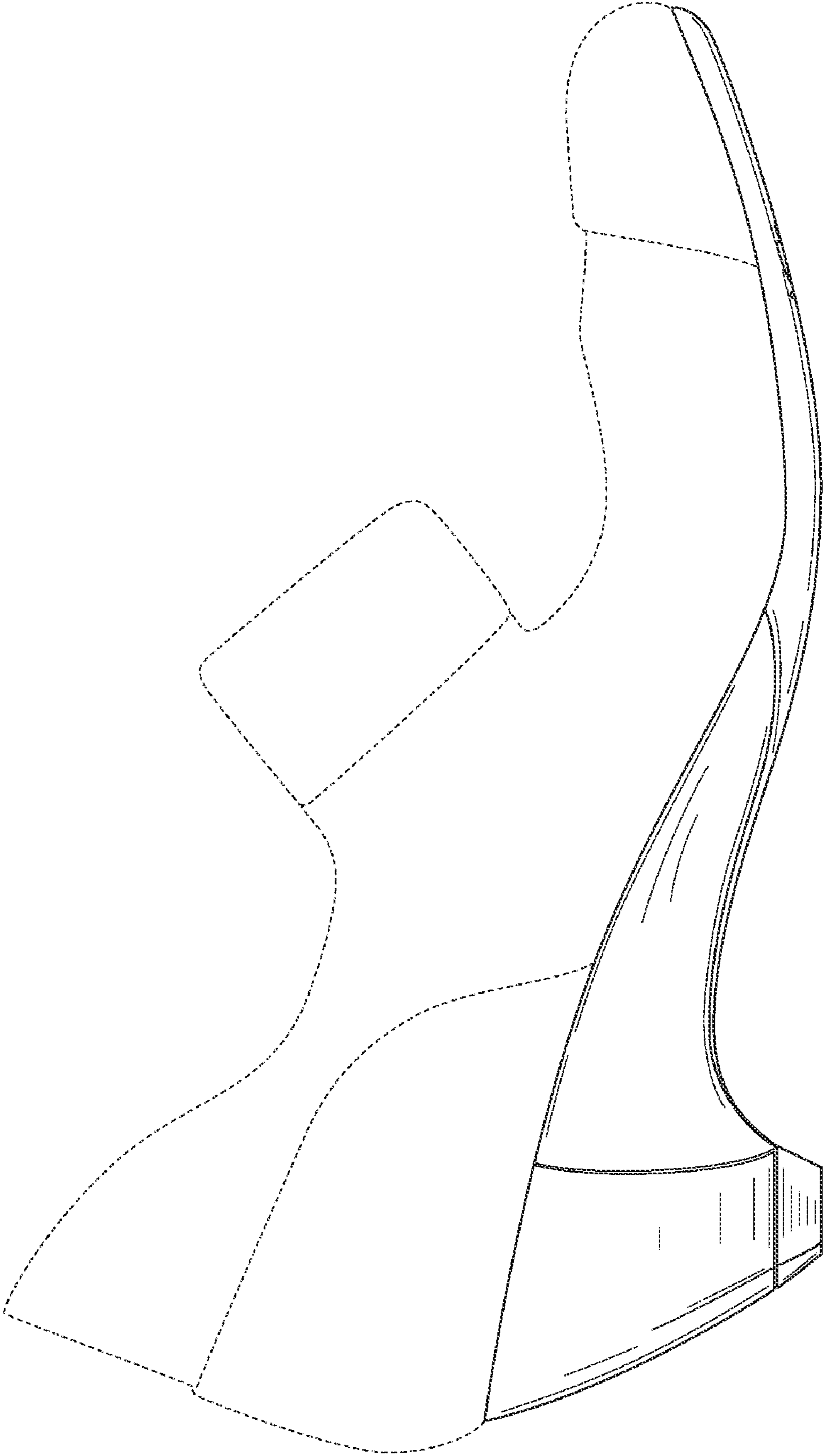


FIG. 5

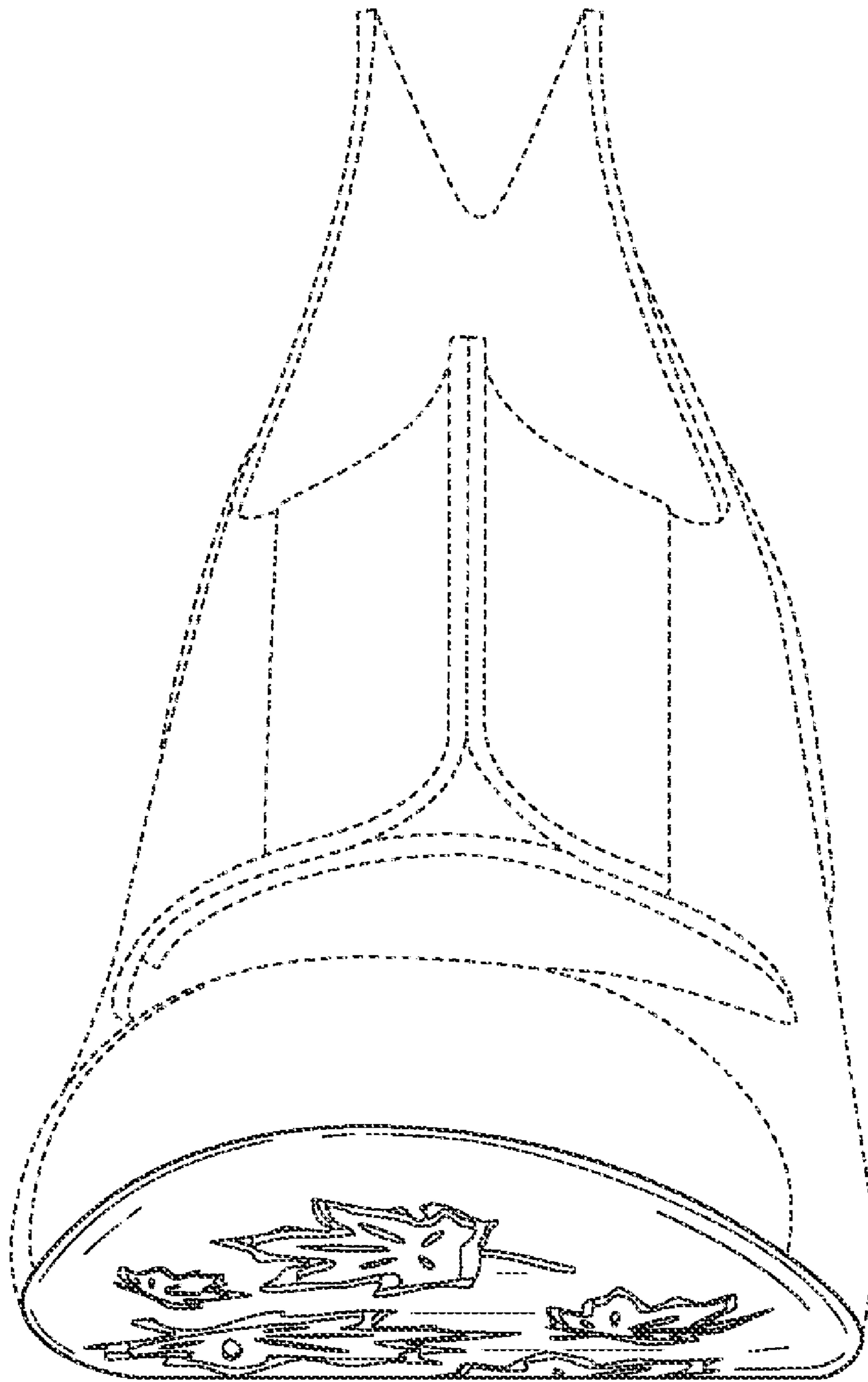


FIG. 6

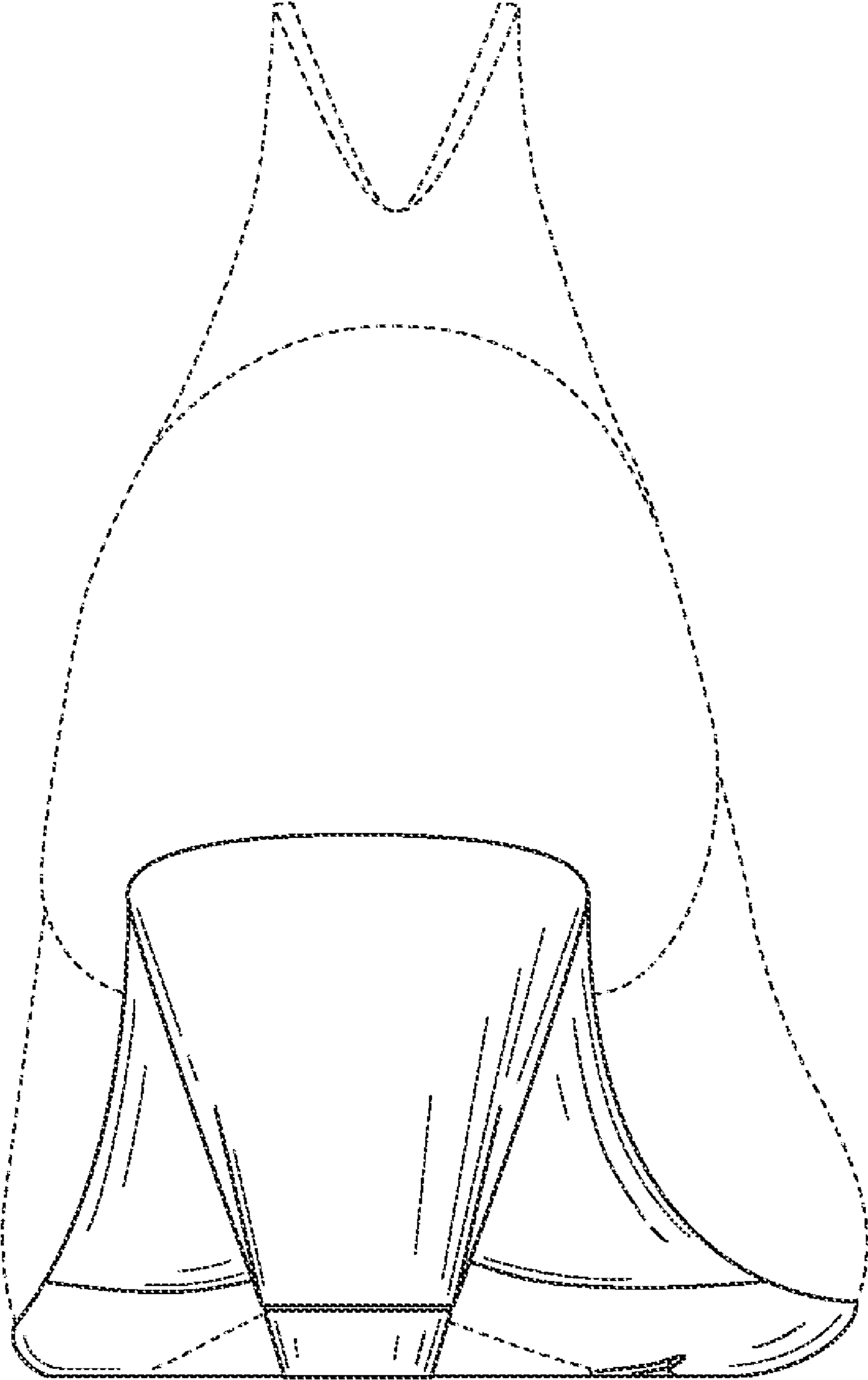


FIG. 7