



US00D622488S

(12) **United States Design Patent**
McClaskie

(10) **Patent No.:** **US D622,488 S**

(45) **Date of Patent:** **** Aug. 31, 2010**

(54) **BOOT**

(75) Inventor: **Thomas E. McClaskie**, Bethlehem, PA
(US)

(73) Assignee: **Columbia Insurance Company**,
Omaha, NE (US)

(**) Term: **14 Years**

(21) Appl. No.: **29/350,799**

(22) Filed: **Nov. 24, 2009**

(51) **LOC (9) Cl.** **02-04**

(52) **U.S. Cl.** **D2/952; D2/951; D2/953**

(58) **Field of Classification Search** D2/946,
D2/947, 951, 952, 953, 957, 960; D5/6,
D5/32, 66; 36/103, 104, 3 B, 22 R, 24.5,
36/25 R, 59 C

See application file for complete search history.

(56) **References Cited**

U.S. PATENT DOCUMENTS

D98,494 S	1/1936	Boysen	
D248,893 S *	8/1978	Comensoli et al.	D5/32
D326,363 S	5/1992	Cooper	
D498,576 S *	11/2004	McClaskie	D2/960
D508,160 S	8/2005	Sonnergren	
D554,840 S	11/2007	McClaskie	
D564,736 S *	3/2008	Belley et al.	D2/952
D571,087 S	6/2008	Dillenbeck et al.	
D580,135 S *	11/2008	Belley et al.	D2/952
D587,438 S *	3/2009	McClaskie	D2/952
D593,288 S *	6/2009	Issler	D2/952
D593,289 S *	6/2009	McClaskie	D2/952
D593,734 S *	6/2009	Issler	D2/952
D593,740 S	6/2009	McClaskie	

D599,090 S *	9/2009	McClaskie	D2/952
D599,992 S *	9/2009	McClaskie	D2/952
D600,433 S *	9/2009	Issler	D2/952
D603,060 S *	10/2009	Adickes	D25/111
D608,993 S *	2/2010	McClaskie	D2/952
D608,995 S *	2/2010	McClaskie	D2/952
D608,996 S *	2/2010	McClaskie	D2/952
D611,235 S *	3/2010	McClaskie	D2/952

* cited by examiner

Primary Examiner—Celia A Murphy

(74) *Attorney, Agent, or Firm*—St. Onge Steward Johnston &
Reens LLC

(57) **CLAIM**

The ornamental design for a boot, as shown and described.

DESCRIPTION

FIG. 1 is a bottom perspective view of a boot in accordance with the new design;

FIG. 2 is a bottom view thereof;

FIG. 3 is a top view thereof;

FIG. 4 is a left side view thereof;

FIG. 5 is a right side view thereof;

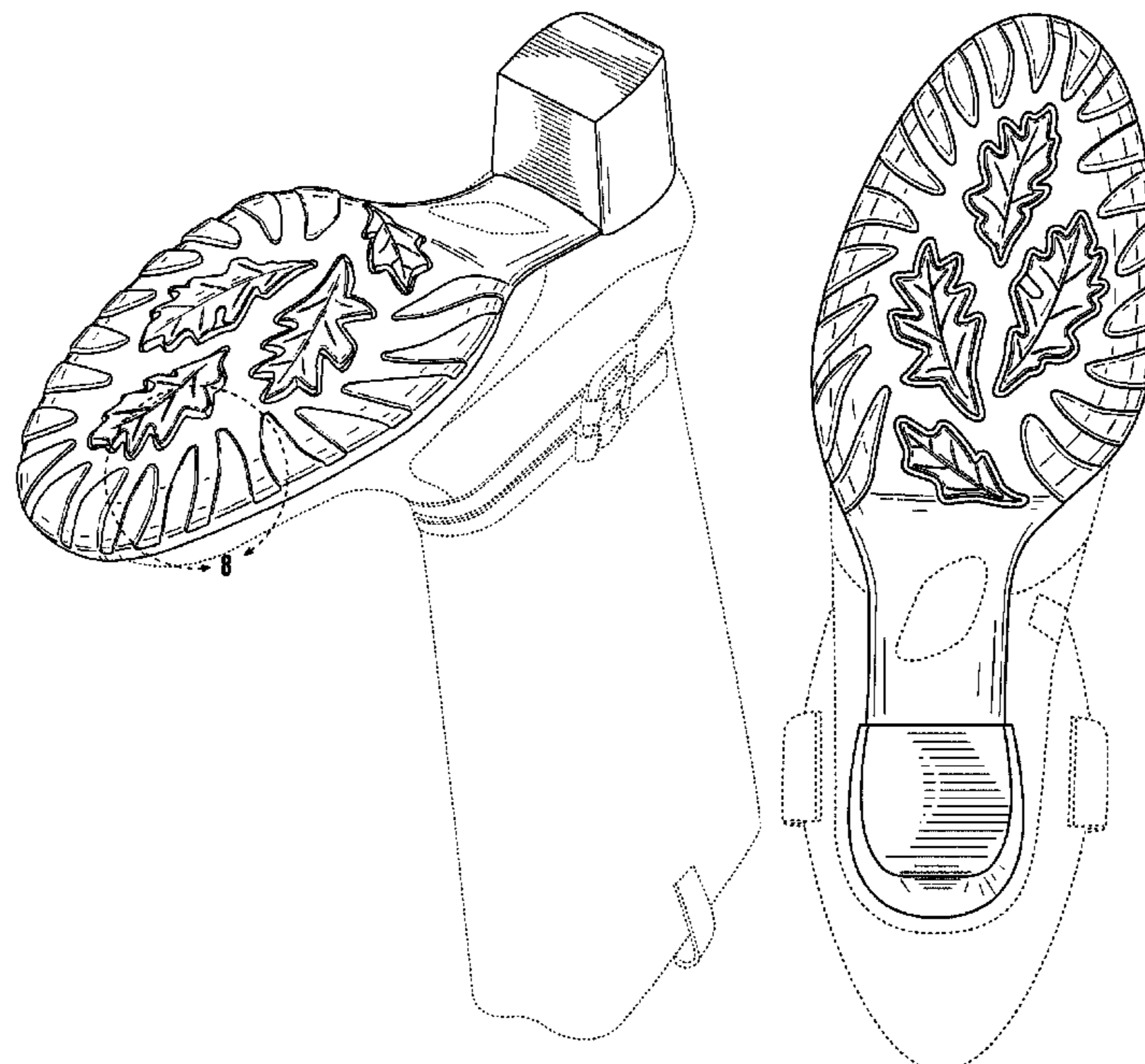
FIG. 6 is a front view thereof;

FIG. 7 is a rear view thereof; and,

FIG. 8 is an enlarged perspective view of the area labeled “8” in FIG. 1.

The broken lines showing the boot upper in FIGS. 1-7 represent the portion of the article that forms no part of the claim. The broken lines shown in each arch area of FIGS. 1, 2, 4 and 7 represent the boundaries of the design with the broken lines themselves and the area within forming no part of the claim.

1 Claim, 8 Drawing Sheets



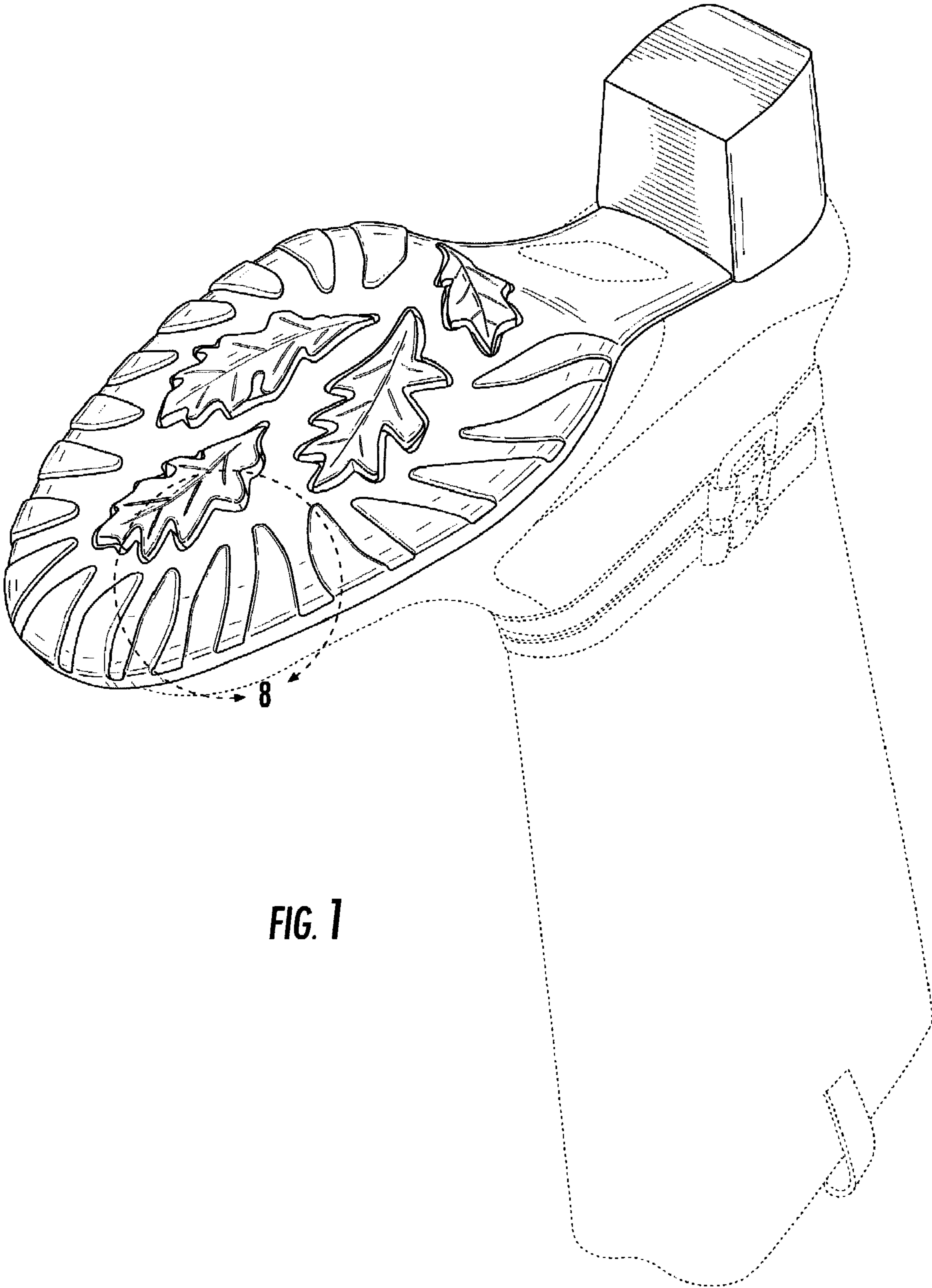


FIG. 1



FIG. 2

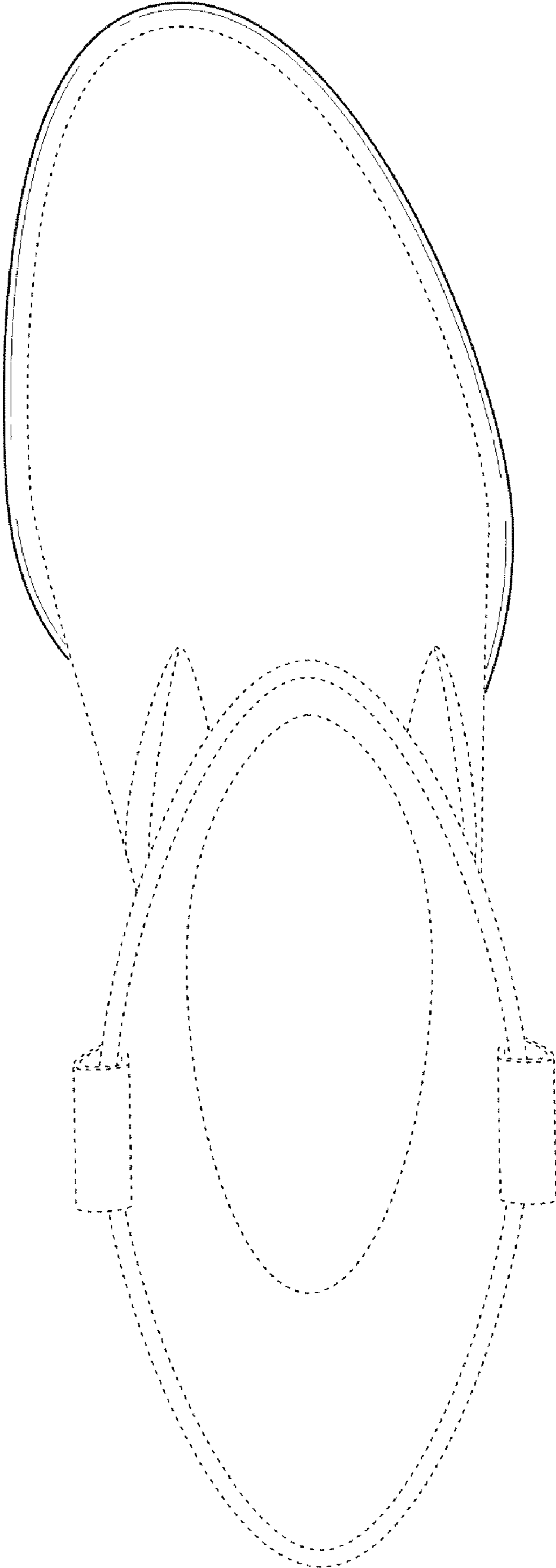


FIG. 3

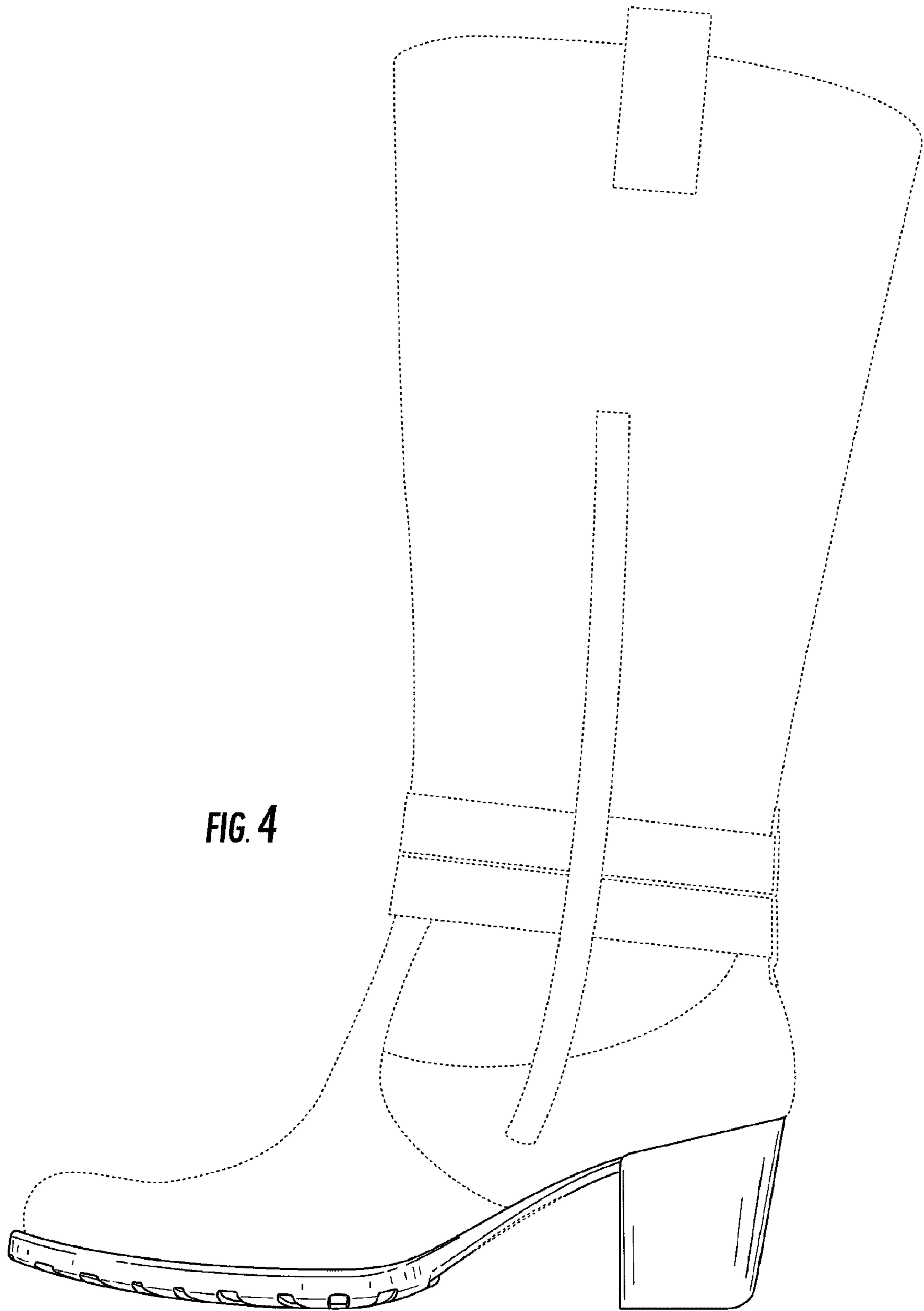


FIG. 4

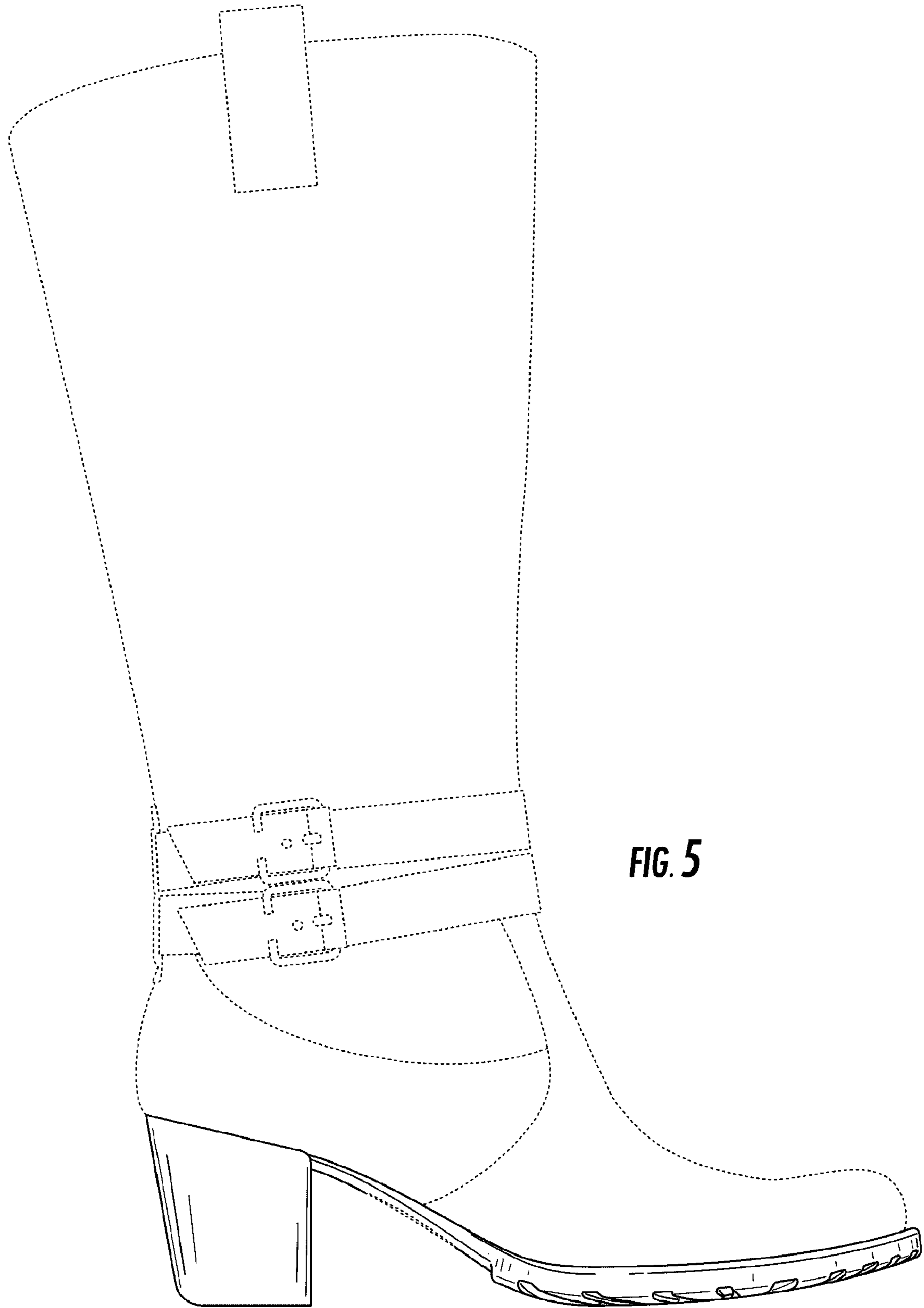


FIG. 5

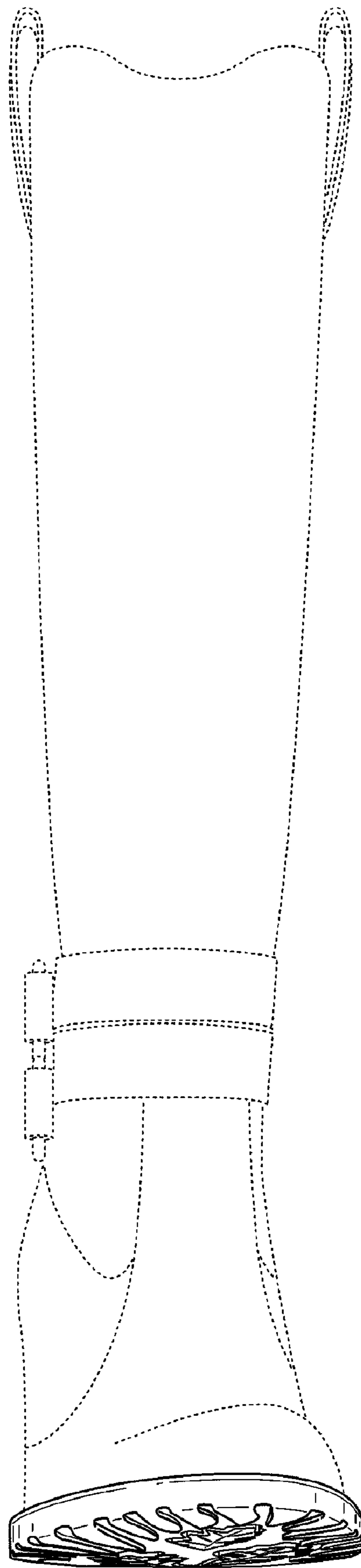


FIG. 6

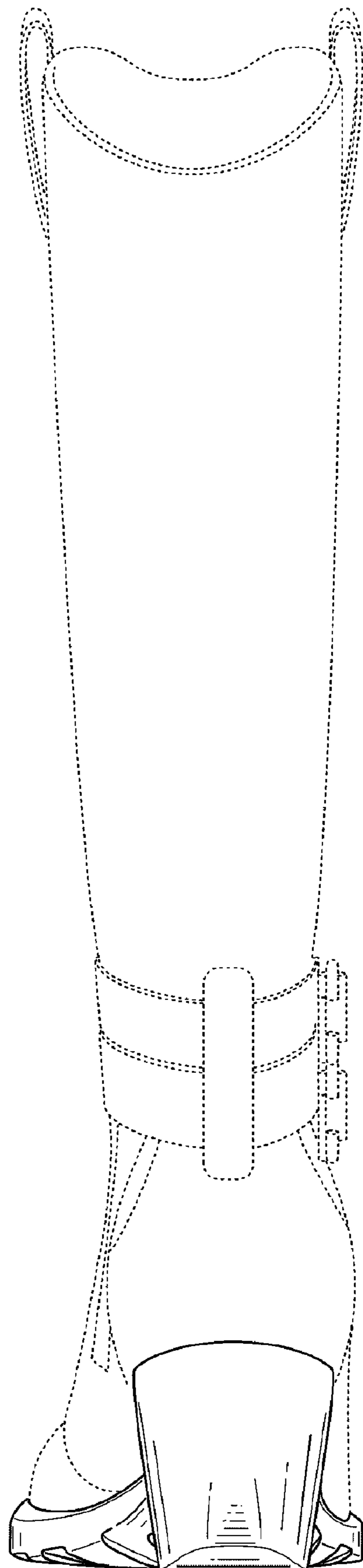


FIG. 7




FIG. 8