



US00D622487S

(12) **United States Design Patent**  
**McCarron et al.**

(10) **Patent No.:** **US D622,487 S**

(45) **Date of Patent:** **\*\* Aug. 31, 2010**

(54) **FOOTWEAR UPPER**

(75) Inventors: **Michael P. McCarron**, Danville, CA (US); **Linda S. Poetsch**, Oregon City, OR (US)

(73) Assignee: **Ariat International, Inc.**, Union City, CA (US)

(\*\*) Term: **14 Years**

(21) Appl. No.: **29/361,341**

(22) Filed: **May 10, 2010**

(51) **LOC (9) Cl.** ..... **02-04**

(52) **U.S. Cl.** ..... **D2/911; D2/909; D2/910**

(58) **Field of Classification Search** ..... D2/896,  
D2/909-915, 946, 970, 973; 36/83, 109,  
36/45, 50.1, 52, 113, 114, 131

See application file for complete search history.

(56) **References Cited**

**U.S. PATENT DOCUMENTS**

D236,665	S	*	9/1975	Massacre	.....	D2/911
4,184,273	A	*	1/1980	Boyer et al.	.....	36/131
D278,567	S	*	4/1985	Rasmussen	.....	D29/120.1
D282,599	S	*	2/1986	Frey	.....	D2/911
D303,037	S	*	8/1989	Kushitani	.....	D2/911
D304,125	S	*	10/1989	Kushitani	.....	D2/912
D315,823	S	*	4/1991	Signori	.....	D2/910
D360,747	S	*	8/1995	Autier	.....	D2/970
D365,196	S	*	12/1995	Chen	.....	D2/904
D479,903	S	*	9/2003	Mazzarolo	.....	D2/910
D495,471	S	*	9/2004	Mazzarolo	.....	D2/910
D515,788	S	*	2/2006	Mazzarolo	.....	D2/910
D520,219	S	*	5/2006	Mazzarolo	.....	D2/910
D547,032	S	*	7/2007	Mazzarolo	.....	D2/911
D574,600	S	*	8/2008	St-Louis et al.	.....	D2/970

**OTHER PUBLICATIONS**

Ariat Fall 2008 Footwear Catalog, pp. 61-76, Ariat International, Inc., 2007.

Printout of website <http://www.sneakerfreaker.com/sneaker-releases/Nike-Ippeas-2008-Olympics/>, printed Jul. 7, 2009; illustrated boot publicly used 2008.

\* cited by examiner

*Primary Examiner*—Robert M Spear  
*Assistant Examiner*—Rashida C McCoy

(74) *Attorney, Agent, or Firm*—Dascenzo Intellectual Property Law, P.C.

(57) **CLAIM**

We claim the ornamental design for a footwear upper, as shown and described.

**DESCRIPTION**

FIG. 1 is a perspective view of a footwear upper showing the new design.

FIG. 2 is a right side perspective view of a footwear upper showing the new design.

FIG. 3 is a front perspective view of a footwear upper showing the new design.

FIG. 4 is a rear perspective view of a footwear upper showing the new design; and,

FIG. 5 is a left side perspective view of a footwear upper showing the new design.

The broken lines shown in the drawings are to illustrate environment and form no part of the presently claimed design. The bottom and internal surface of the footwear upper form no part of the presently claimed design.

The shading lines shown in the drawings represent the approximate three-dimensional contour of the design, and are not intended to indicate surface decoration.

**1 Claim, 3 Drawing Sheets**

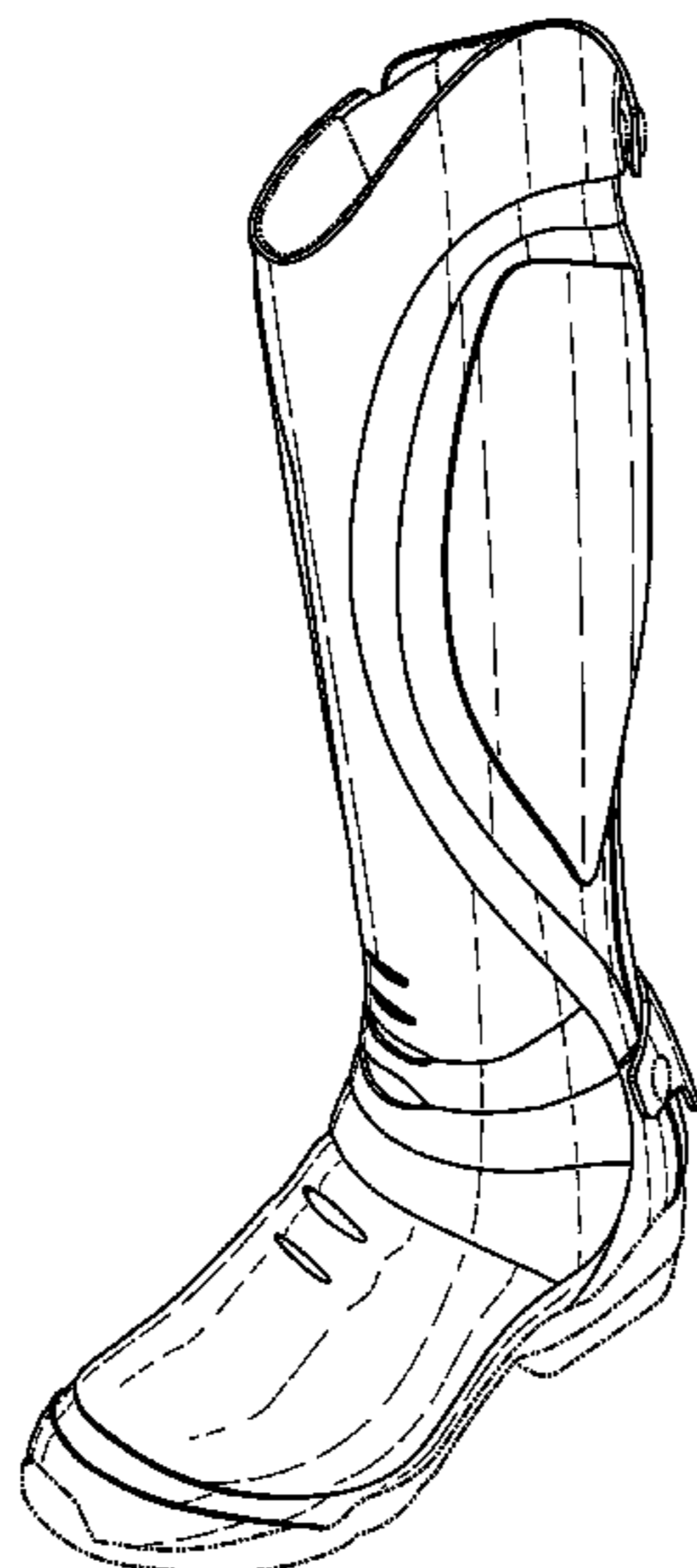


Fig. 1



Fig. 2



Fig. 3

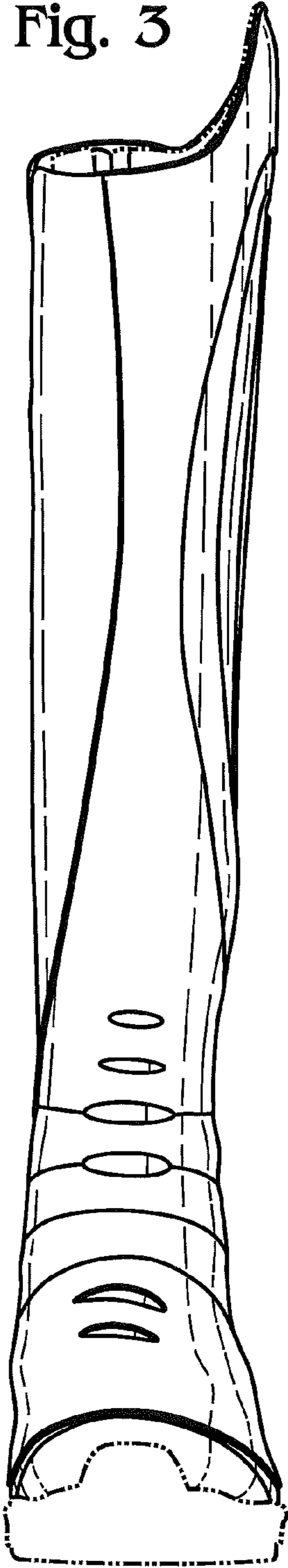


Fig. 4

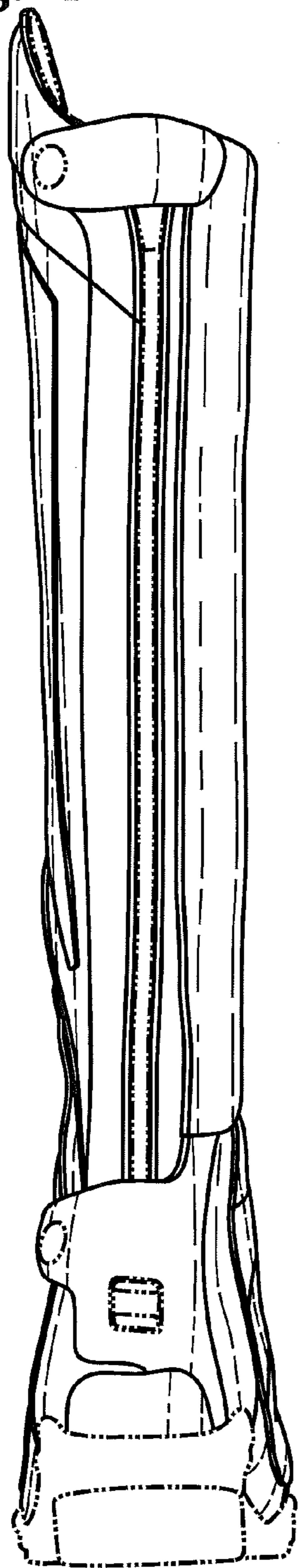


Fig. 5

