



US00D622477S

(12) **United States Design Patent**
Schindler

(10) **Patent No.:** **US D622,477 S**
(45) **Date of Patent:** **** Aug. 31, 2010**

(54) **GARMENT**

2,310,103 A 2/1943 McDonald
D152,981 S 3/1949 Kaupp

(75) Inventor: **Heather Thomson Schindler**, New York, NY (US)

(Continued)

(73) Assignee: **Times Three Clothier, LLC**, New York, NY (US)

FOREIGN PATENT DOCUMENTS

(**) Term: **14 Years**

JP 2006-316359 11/2006

(21) Appl. No.: **29/362,498**

(Continued)

(22) Filed: **May 26, 2010**

Related U.S. Application Data

(63) Continuation of application No. 29/362,414, filed on May 25, 2010, which is a continuation of application No. 29/350,198, filed on Nov. 12, 2009, now Pat. No. Des. 616,627, which is a continuation of application No. 29/302,500, filed on Jan. 17, 2008, now Pat. No. Des. 606,285.

Primary Examiner—Philip S Hyder
Assistant Examiner—Anna J Burmeister
(74) *Attorney, Agent, or Firm*—Stroock & Stroock & Lavan LLP

(57) **CLAIM**

The ornamental design for a garment, as shown and described herein.

(51) **LOC (9) Cl.** **02-01**

DESCRIPTION

(52) **U.S. Cl.** **D2/700**

(58) **Field of Classification Search** D2/700–703, D2/731, 732, 828, 840, 718, 737, 847, 714; 2/112, 113, 69; 450/96, 94, 115, 116, 122–124, 450/127, 132, 154, 10, 15, 30
See application file for complete search history.

FIG. 1 is a front elevation view of embodiment 1, of a garment;
FIG. 2 is a rear elevation view thereof;
FIG. 3 is a right elevation view thereof;
FIG. 4 is a left elevation view thereof;
FIG. 5 is a right side elevation view of embodiment 2, of a garment, where the front and rear elevation views are the same as FIGS. 1-2; and,
FIG. 6 is a left elevation view of embodiment 2, of a garment.

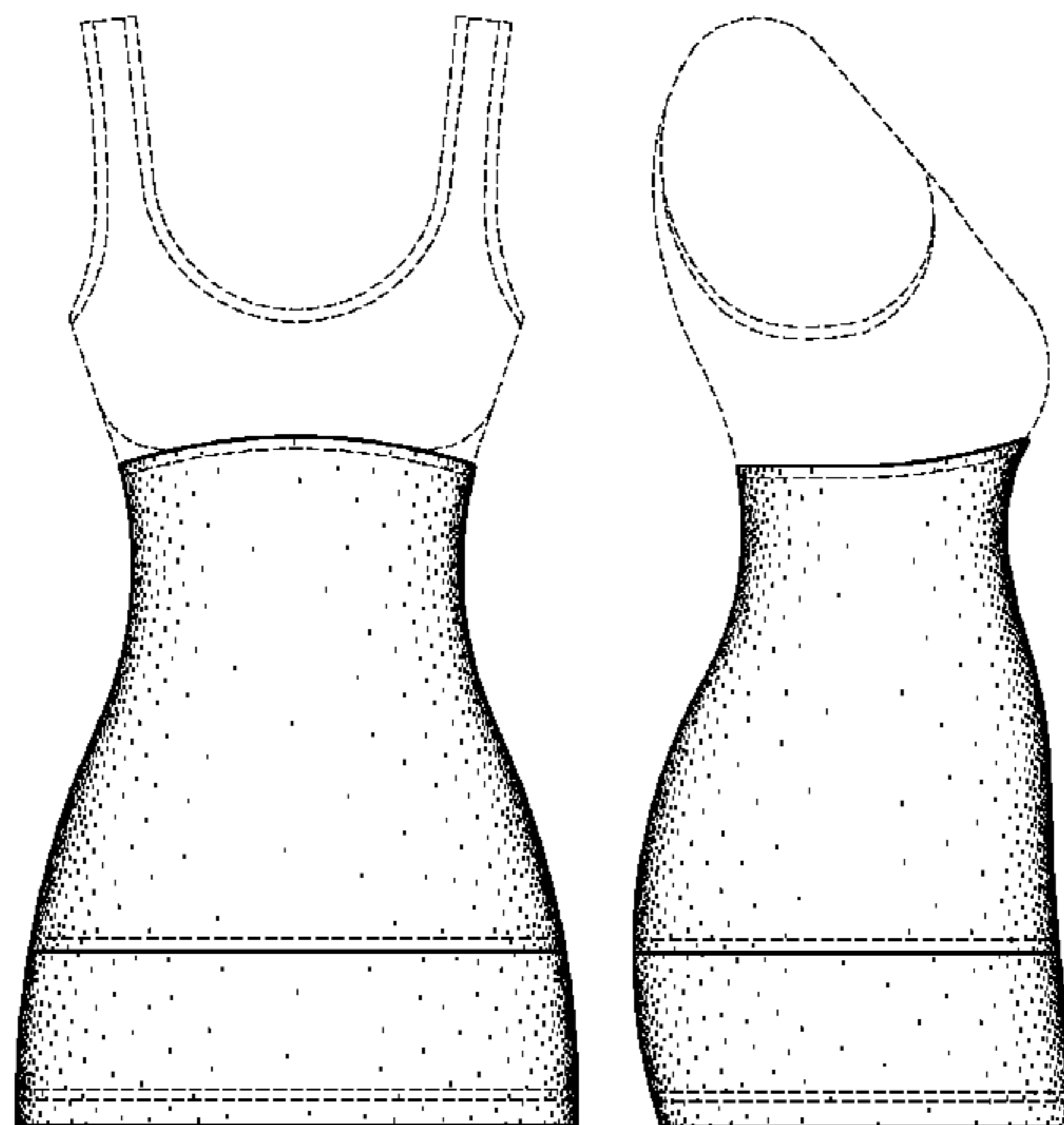
(56) **References Cited**

U.S. PATENT DOCUMENTS

357,068 A 2/1887 Dalby
570,696 A 11/1896 Brown
1,683,510 A 9/1928 Wiese
1,774,613 A 9/1930 Pidgeon
1,931,822 A 10/1933 Hoffman
1,977,329 A 10/1934 Clarke
2,052,784 A 9/1936 Martin
2,052,935 A 9/1936 Moran
D110,662 S 7/1938 Rielly
D128,536 S 7/1941 Weil
D129,078 S 8/1941 Monteil
D129,894 S 10/1941 Abeles

The phantom and/or broken lines are for illustrative purposes only and form no part of the claimed design. The broken lines depicting the stitching shown in the drawings are for environmental structure only and form no part of the claimed design. The broken lines depicting the human form shown in the drawings are for environmental structure only and form no part of the claimed design.

1 Claim, 6 Drawing Sheets



US D622,477 S

Page 2

U.S. PATENT DOCUMENTS

2,579,547 A 12/1951 Cadous
D170,694 S 10/1953 Kahn
D174,038 S 2/1955 Goldstein
D174,114 S 3/1955 Dior
D174,115 S 3/1955 Dior
D174,194 S 3/1955 Prochaska
D177,982 S 6/1956 Kahn
D181,626 S 12/1957 Cassini
2,963,022 A 12/1960 Spetalnik
3,026,875 A 3/1962 Kaupp
3,036,574 A 5/1962 Nellie
D211,231 S 6/1968 Sallysy
3,454,013 A 7/1969 Cahill
D234,649 S 4/1975 Cascio
D239,475 S 4/1976 Cascio
4,916,755 A 4/1990 Feigenbaum et al.

5,915,531 A 6/1999 Hilpert et al.
6,000,993 A 12/1999 Erwin
D452,600 S 1/2002 Kim
D453,058 S 1/2002 Kim et al.
D453,255 S 2/2002 Kim et al.
6,430,748 B1 8/2002 Burkhart
D556,978 S 12/2007 Thunstedt et al.
D595,480 S 7/2009 Giugliano
2007/0094765 A1 5/2007 Summers et al.
2008/0078208 A1 4/2008 Kronbach
2008/0134409 A1 6/2008 Karasina
2008/0229474 A1 9/2008 Fons et al.
2008/0244805 A1 10/2008 Griffin

FOREIGN PATENT DOCUMENTS

JP 2007-146337 6/2007
JP 2007-303002 11/2007

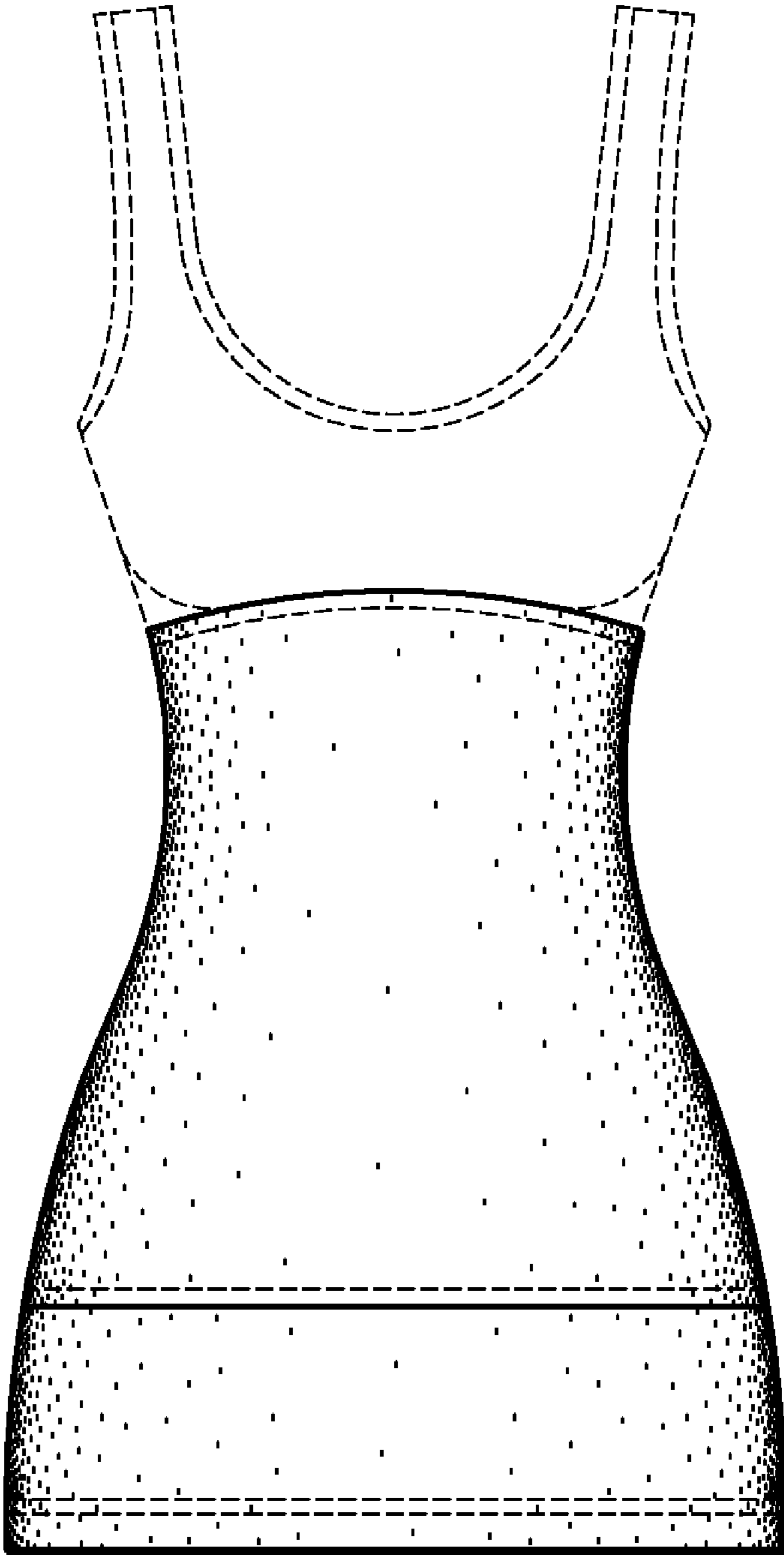


FIG. 1

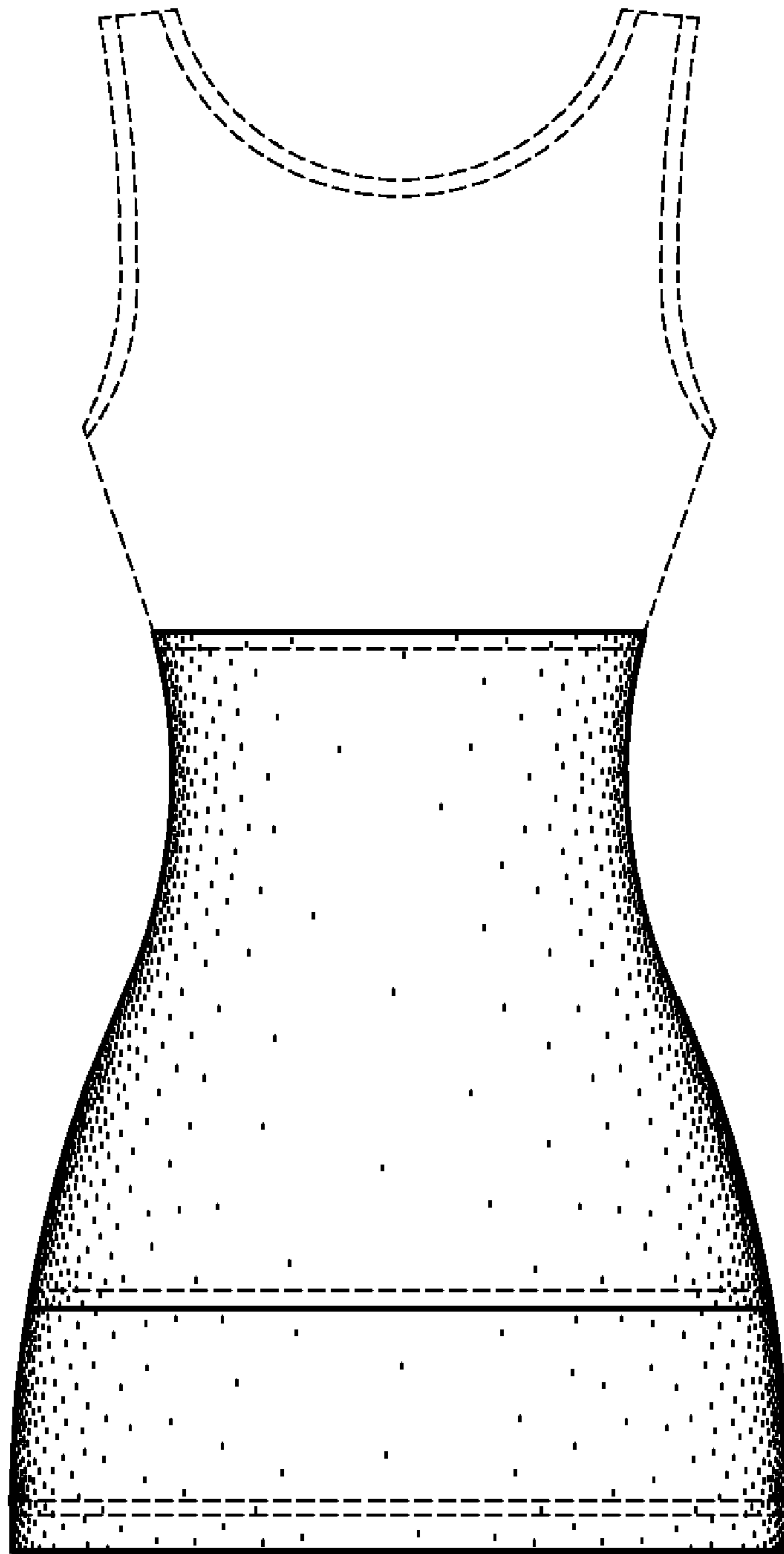


FIG. 2

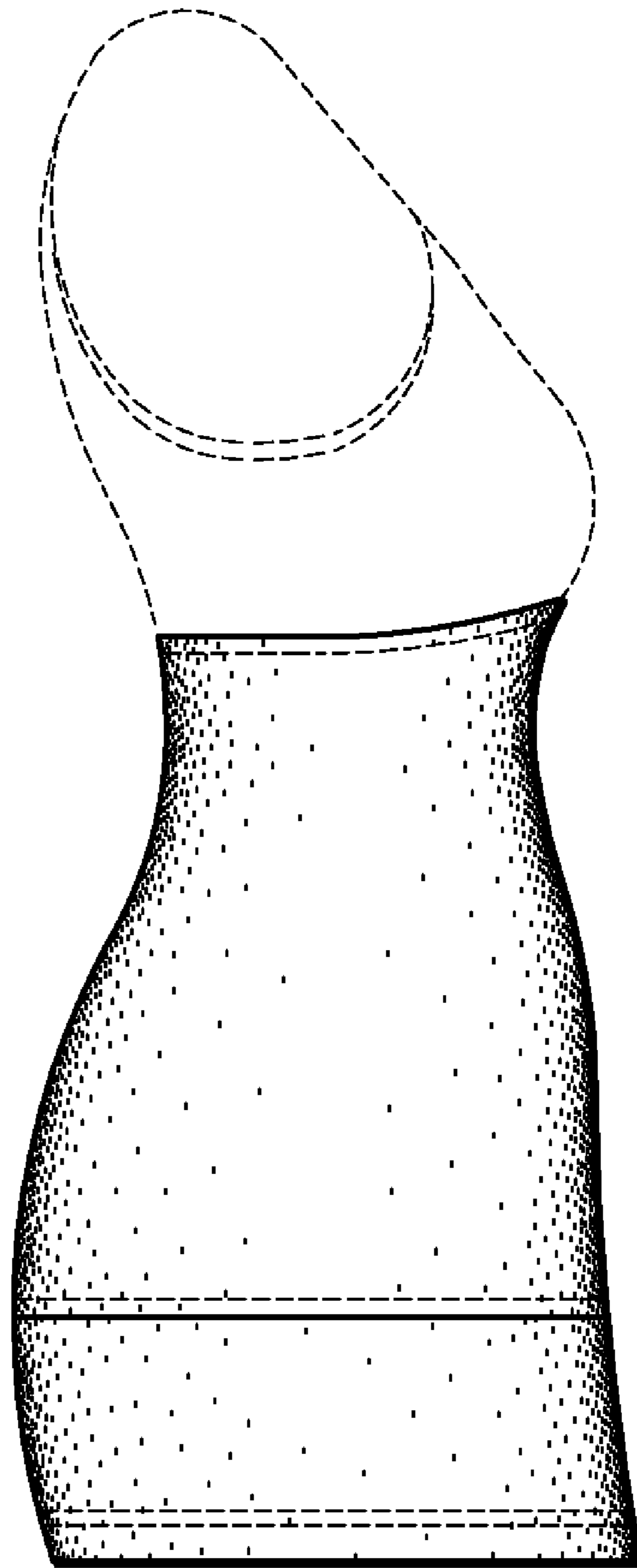


FIG. 3

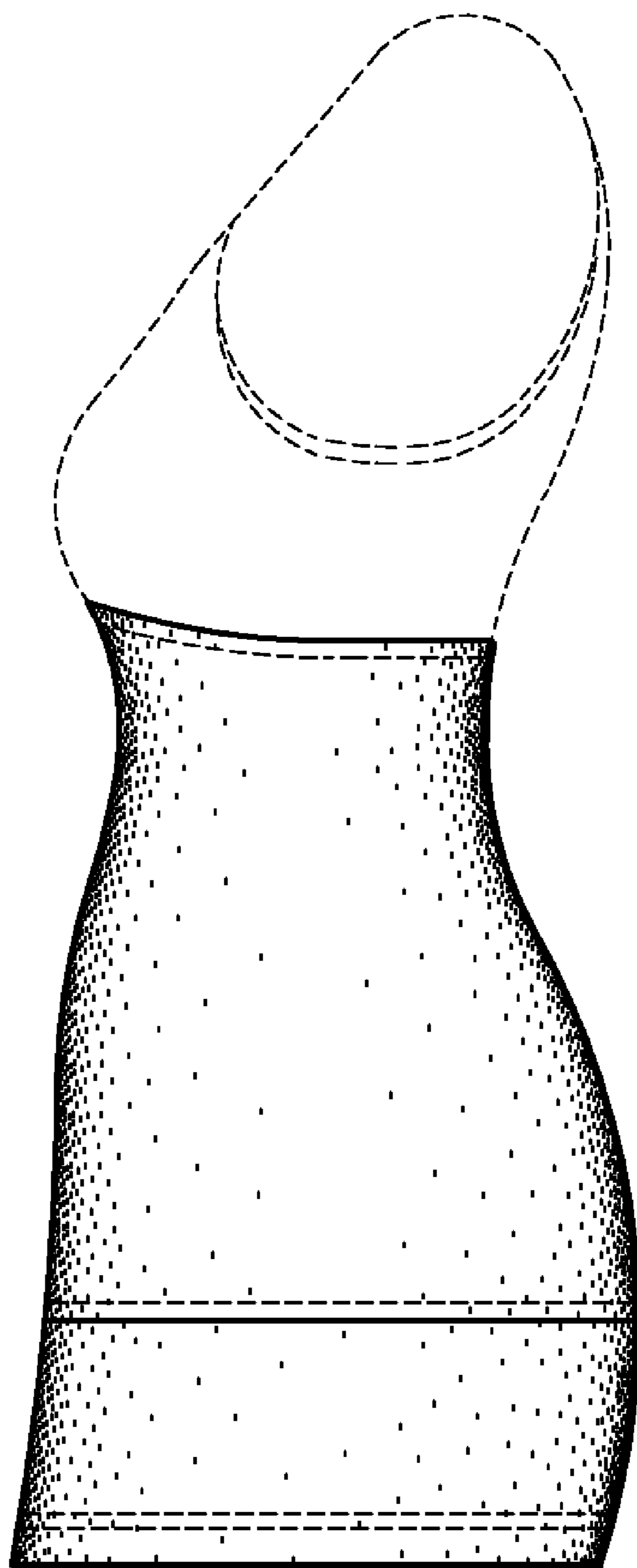


FIG. 4

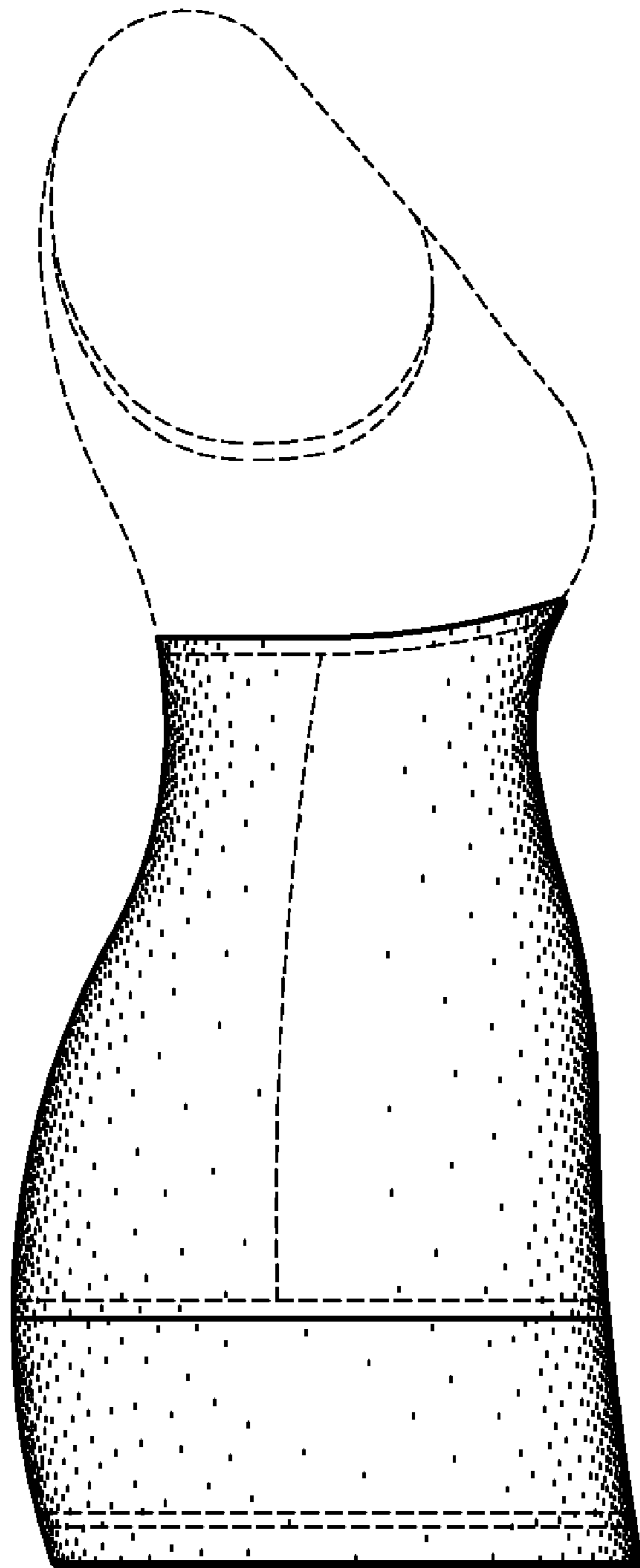


FIG. 5

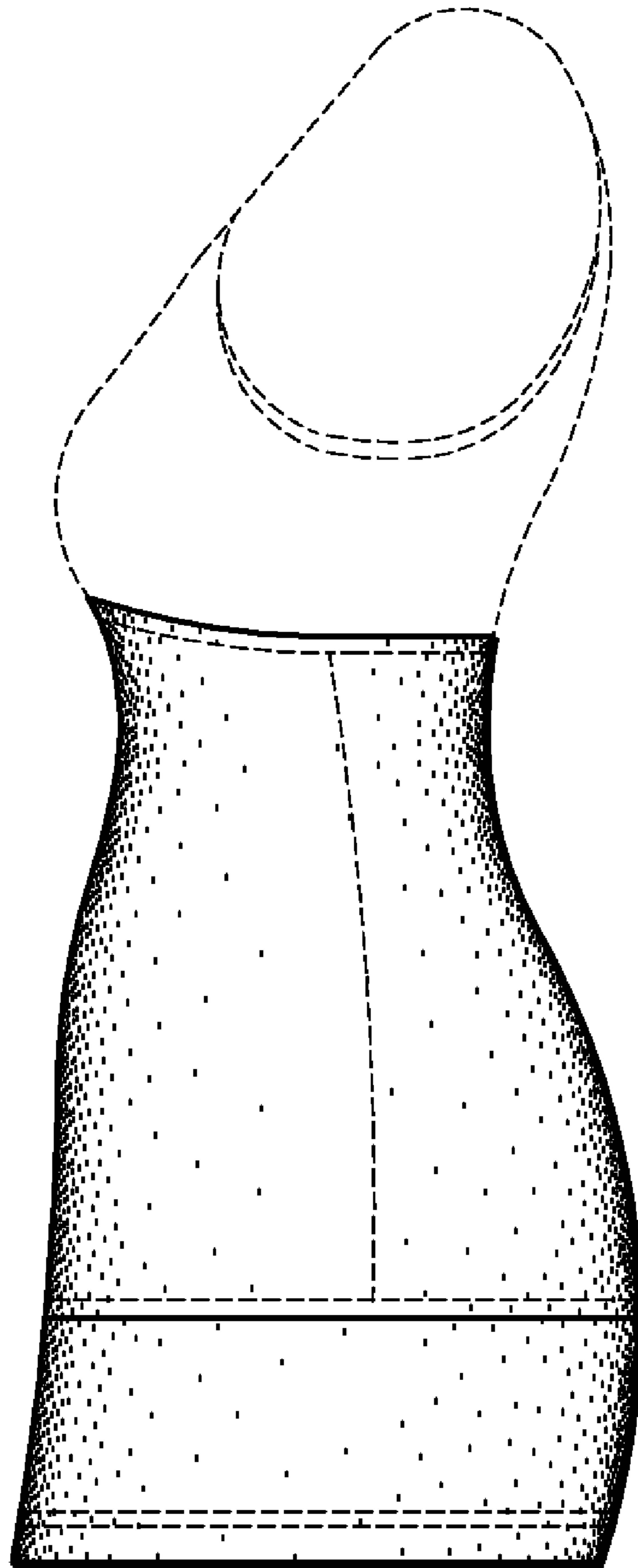


FIG. 6