



US00D622445S

(12) **United States Design Patent**
Wissmann et al.

(10) **Patent No.:** **US D622,445 S**

(45) **Date of Patent:** **** *Aug. 24, 2010**

(54) **HAIR DRYING HOOD**

(75) Inventors: **Günter Wissmann**, Schenefeld (DE);
Stefan Freitag, Hamburg (DE); **Heiko Tullney**, Hamburg (DE)

(73) Assignee: **Wella Aktiengesellschaft**, Darmstadt (DE)

(*) Notice: This patent is subject to a terminal disclaimer.

(**) Term: **14 Years**

(21) Appl. No.: **29/288,030**

(22) Filed: **May 25, 2007**

(30) **Foreign Application Priority Data**

Dec. 5, 2006 (DE) 4 06 06 143

(51) **LOC (9) Cl.** **28-03**

(52) **U.S. Cl.** **D28/17**

(58) **Field of Classification Search** D28/12-19;
34/96-101, 201; 392/380, 381, 383-385;
219/222; 132/212, 272

See application file for complete search history.

(56) **References Cited**

U.S. PATENT DOCUMENTS

235,383 A	12/1880	Rowland	
1,790,283 A	1/1931	Pickard	
1,883,972 A	10/1932	Kunian et al.	
1,998,198 A	4/1935	Leland	
3,004,540 A	10/1961	Ronzi	
3,108,862 A *	10/1963	Toulmin	34/99
3,650,041 A	3/1972	Strzelczyk	
3,717,936 A *	2/1973	Tolmie et al.	34/99
D232,490 S *	8/1974	Waters	D28/17
D234,677 S *	4/1975	Hubner	D28/12
D247,379 S *	2/1978	Hashino	D28/17
4,314,138 A	2/1982	Itoh	
4,352,248 A	10/1982	Kobayashi	
D268,369 S	3/1983	McBrien	

D280,338 S	8/1985	Skarsten	
4,541,442 A	9/1985	Hollmann et al.	
4,553,339 A	11/1985	Rigo	
D283,259 S	4/1986	Stansbury	
4,691,451 A	9/1987	Giorgis	
4,910,382 A	3/1990	Kakuya et al.	
4,914,273 A	4/1990	Matsui	
4,972,065 A	11/1990	Ohlsen	
D321,411 S *	11/1991	Moll	D28/17

(Continued)

FOREIGN PATENT DOCUMENTS

DE 1 042 194 10/1958

(Continued)

OTHER PUBLICATIONS

Modern Beauty Shop, Mar. 1958, p. 111, "Wellapr Steam Activator" hair Steamed. Hair Dryer Digest.

(Continued)

Primary Examiner—Janice E Seeger

Assistant Examiner—Zenia I Bennett

(74) *Attorney, Agent, or Firm*—DLA Piper LLP US

(57) **CLAIM**

The ornamental design for a hair drying hood, as shown and described.

DESCRIPTION

FIG. 1 is a side perspective view of a hair drying hood showing the new design;

FIG. 2 is a front perspective view;

FIG. 3 is a rear perspective view;

FIG. 4 is a bottom perspective view;

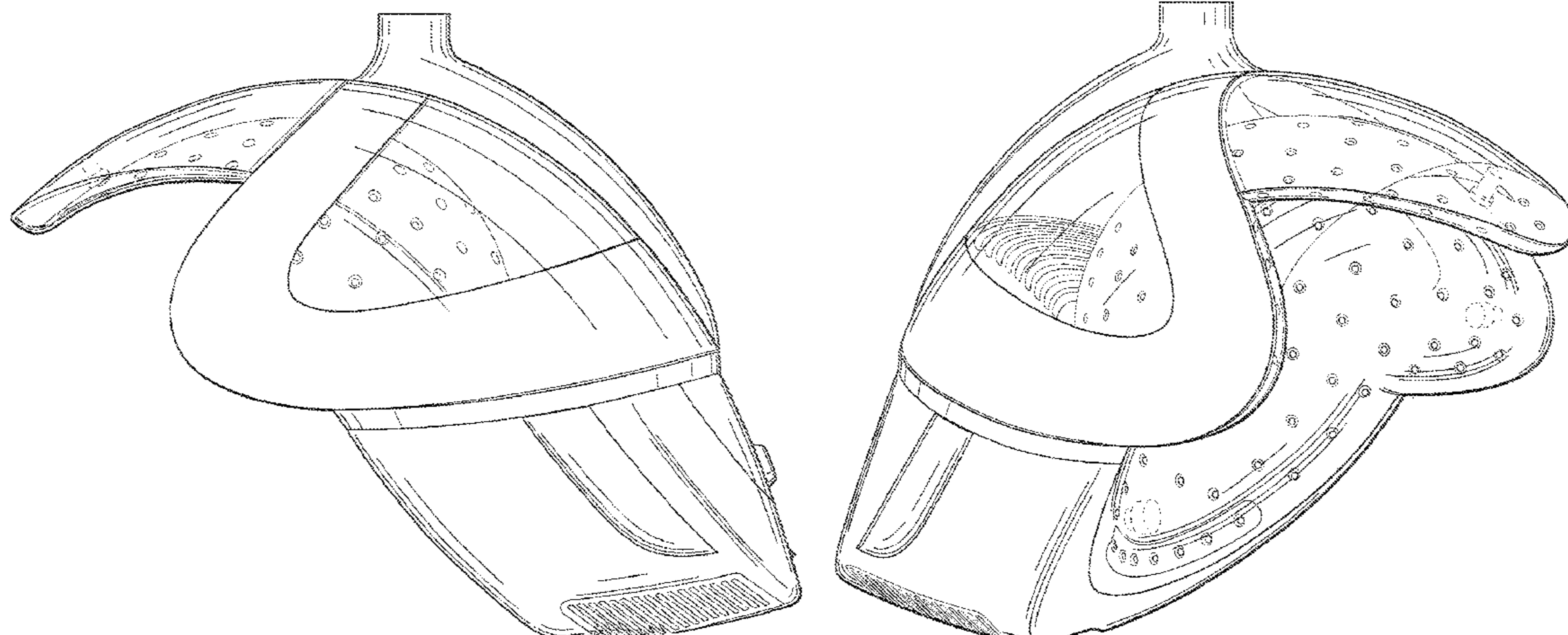
FIG. 5 is a top perspective view;

FIG. 6 is a ¾ side perspective view; and,

FIG. 7 is another ¾ side perspective view.

The broken lines in the drawing are for illustrative purposes only and form no part of the claimed design.

1 Claim, 7 Drawing Sheets



US D622,445 S

Page 2

U.S. PATENT DOCUMENTS

5,063,688 A 11/1991 Moll et al.
5,231,770 A 8/1993 Fertig
D339,880 S * 9/1993 Greubel D28/19
5,560,121 A 10/1996 Fertig et al.
5,560,131 A 10/1996 Gibson
D413,409 S * 8/1999 Williams D28/19
D425,243 S 5/2000 Mattis
D425,662 S 5/2000 Cheung
D425,665 S 5/2000 Kling et al.
D430,349 S * 8/2000 Mattis D28/19
D432,716 S 10/2000 Goetschi
D455,227 S 4/2002 Micinilio
6,389,710 B1 5/2002 Chou
6,442,340 B1 * 8/2002 Shimizu 392/414
6,457,254 B2 10/2002 Sahn
D468,483 S * 1/2003 Minami D28/16
D468,862 S 1/2003 Barski
D473,013 S 4/2003 Patzak
D473,341 S 4/2003 Bokelman-Dumas
D474,562 S * 5/2003 Shimizu D28/16
D477,111 S 7/2003 Zimmermann
6,606,800 B2 8/2003 Anthes et al.
6,651,674 B2 11/2003 Ozaki et al.
D494,710 S 8/2004 Parodi
D501,061 S 1/2005 Patzak
D508,585 S * 8/2005 Moore D28/12

D527,490 S 8/2006 Patzak
D528,698 S 9/2006 Rizzuto, Jr.
D544,645 S 6/2007 Ceva
D559,443 S 1/2008 Smith et al.

FOREIGN PATENT DOCUMENTS

DE 40101549.1 2/2001
DE 40302917.1 4/2003
WO DM/033 406 2/1995

OTHER PUBLICATIONS

Hong Kong Enterprise, Jun. 1996, p. 161, hair dryer MCIL-9508, item A (Hair Dryer Digest).
Notice of Allowance mailed Dec. 24, 2002 in related U.S. Appl. No. 29/166,263.
Office Action mailed Sep. 10, 2003 in related U.S. Appl. No. 29/182,983.
Notice of Allowance mailed Aug. 5, 2002 in related U.S. Appl. No. 29/160,885.
Ex Parte Quayle issued in U.S. Appl. No. 29/307,393 mailed Oct. 1, 2008.
Office Action issued in U.S. Appl. No. 29/288,026 mailed Oct. 21, 2008.
Notice of Allowance issued in U.S. Appl. No. 29/307,393, mailed Jun. 25, 2009.

* cited by examiner

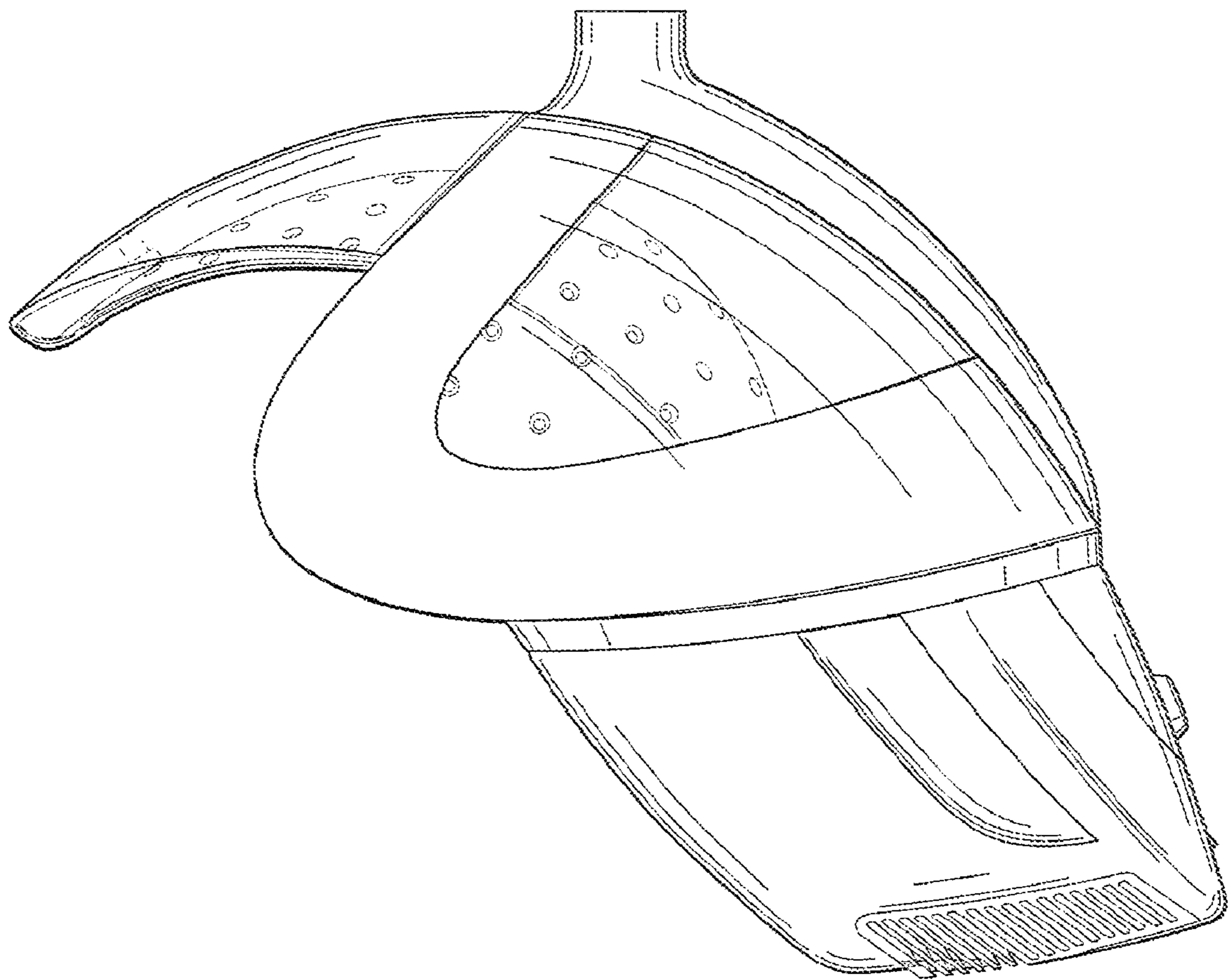


FIG. 1

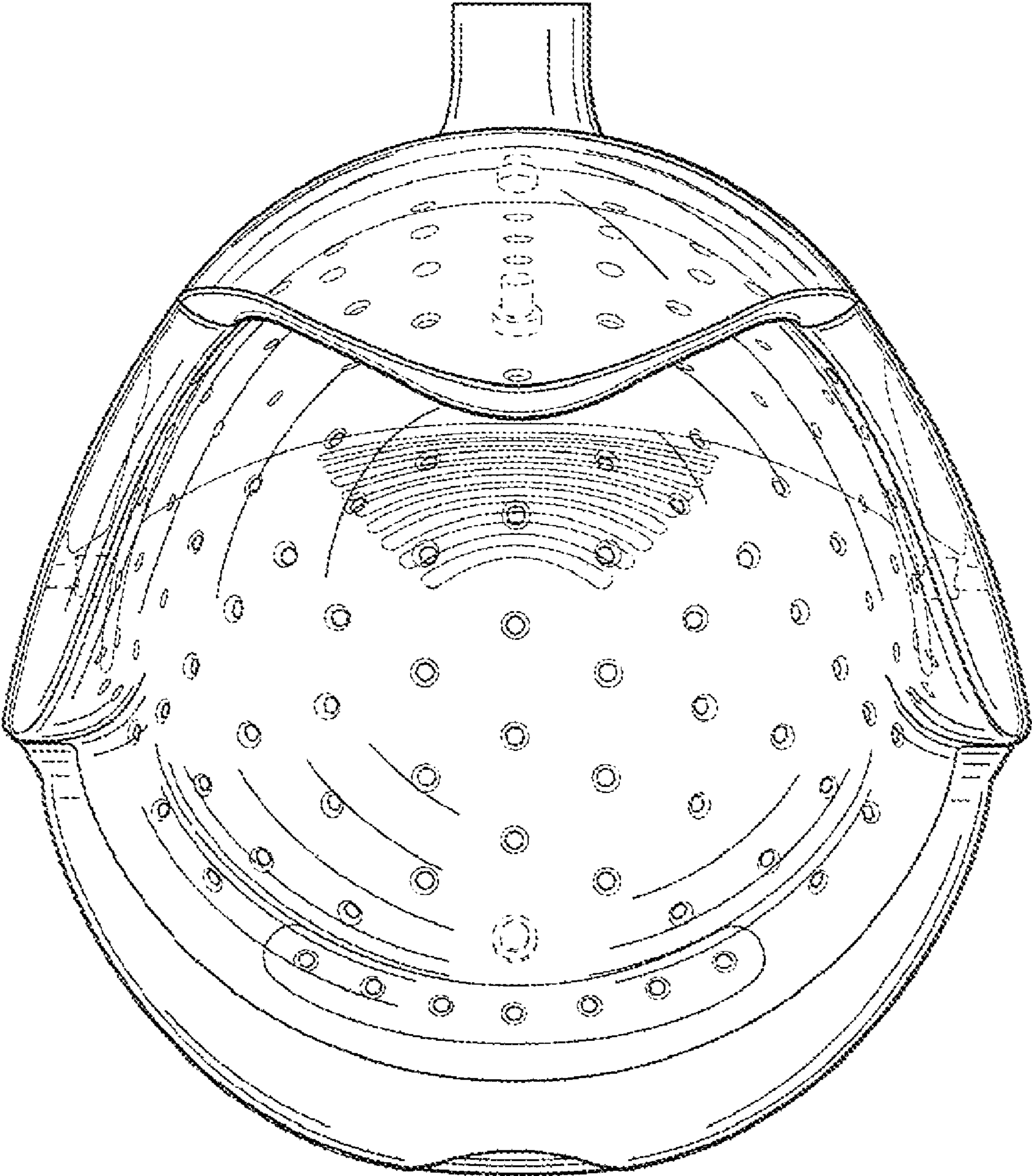


FIG. 2

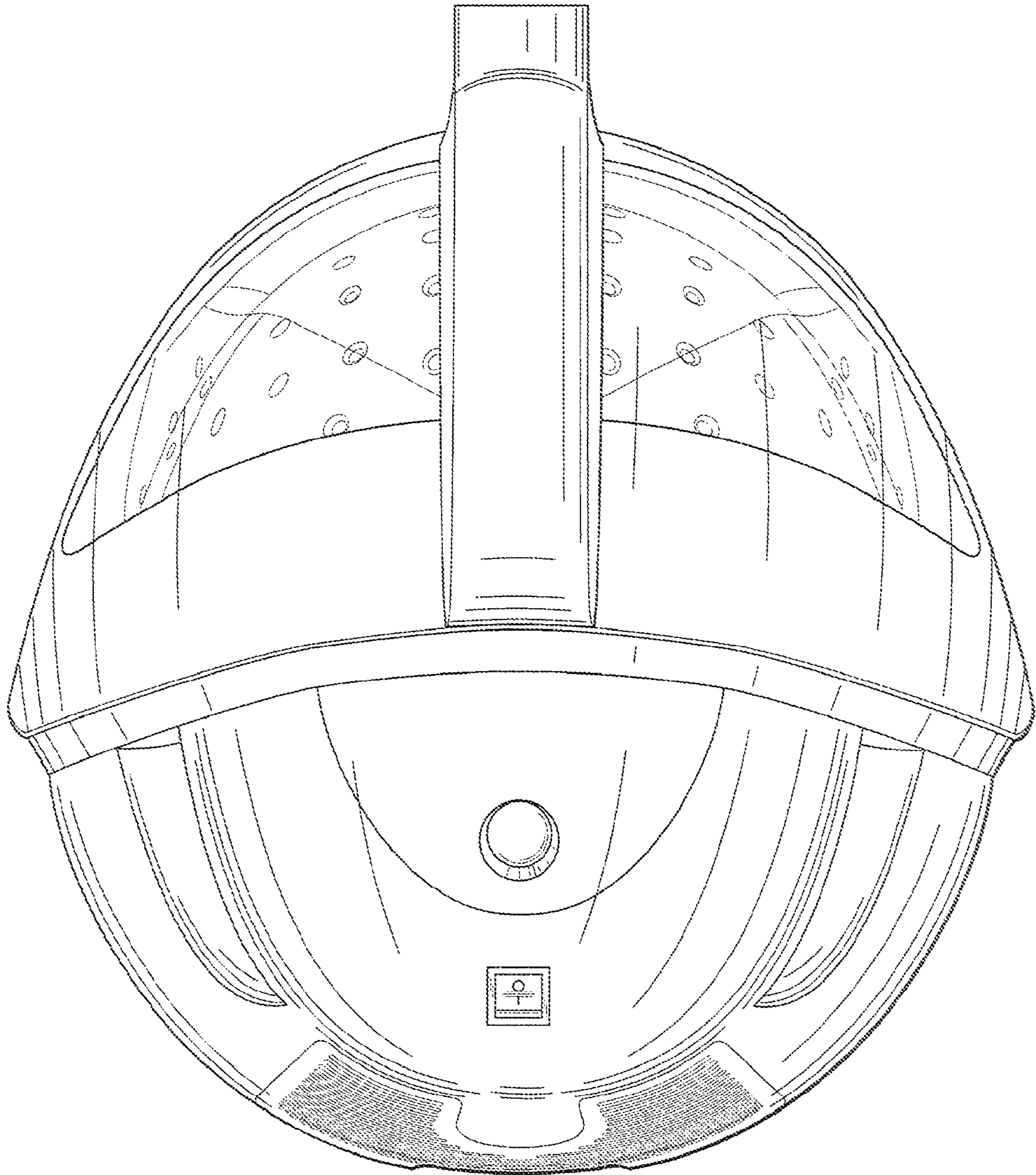


FIG. 3

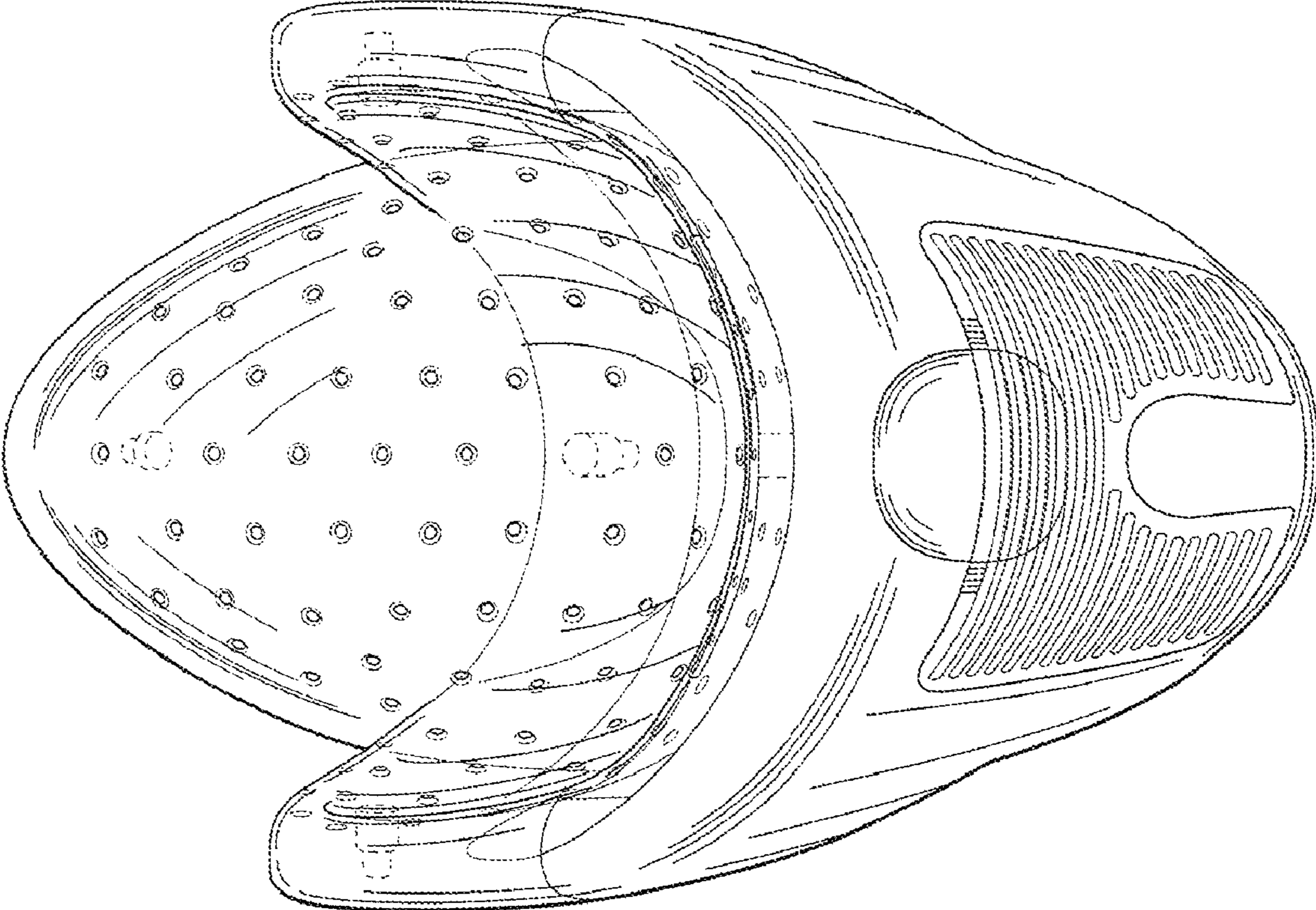


FIG. 4

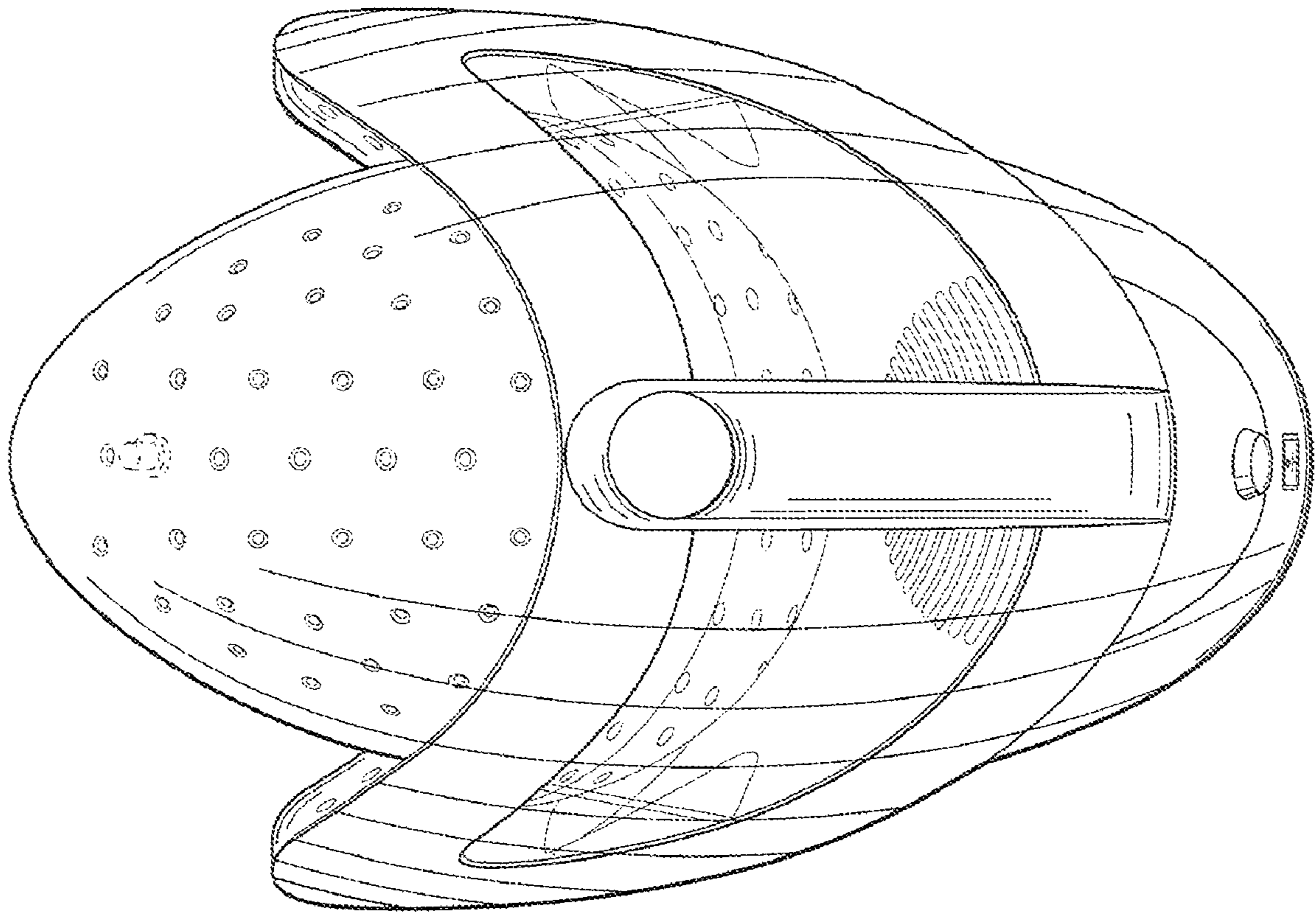


FIG. 5

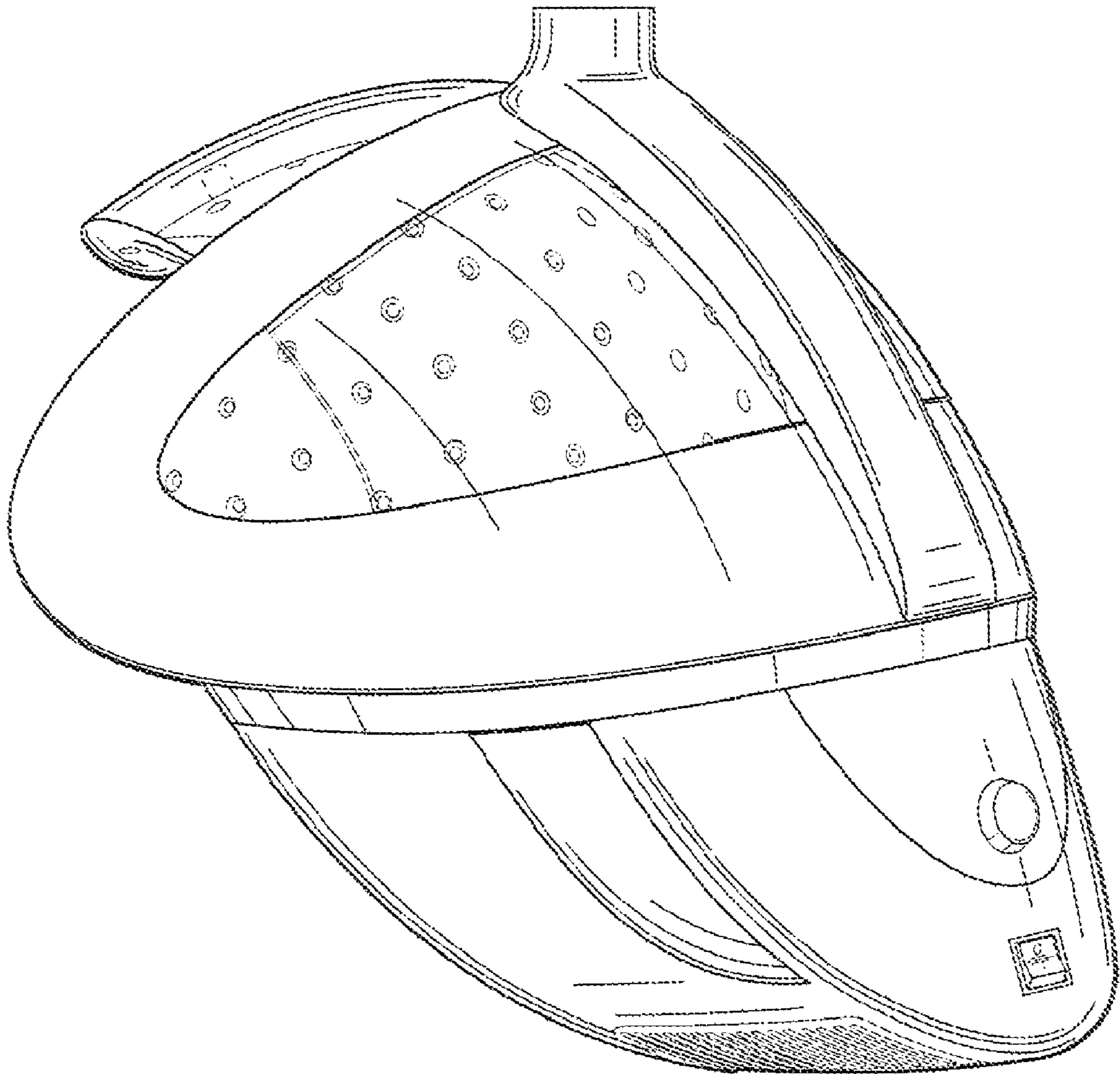


FIG. 6

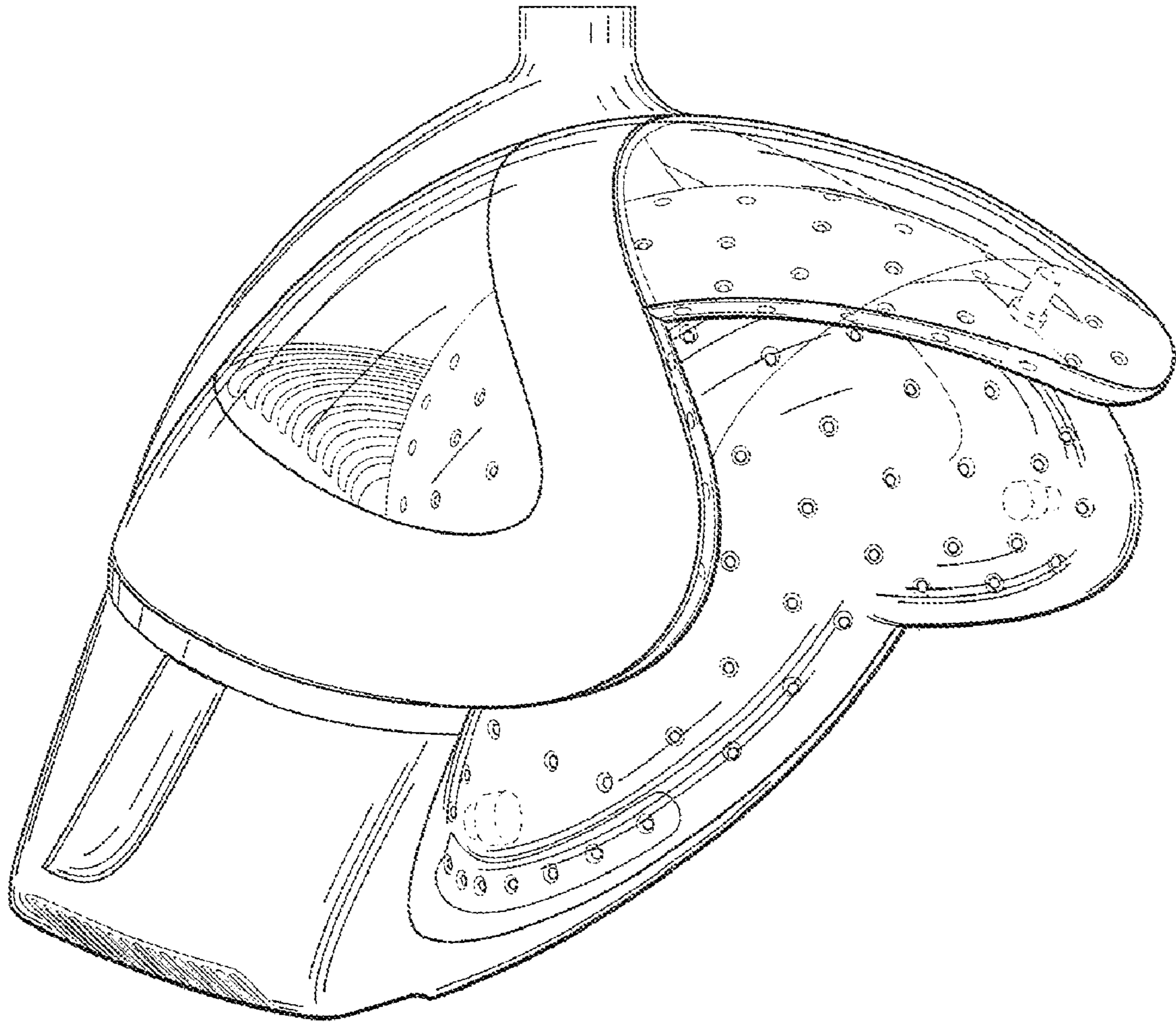


FIG. 7