



US00D622439S

(12) **United States Design Patent**
Mark

(10) **Patent No.:** **US D622,439 S**

(45) **Date of Patent:** **** Aug. 24, 2010**

(54) **ILLUMINANT**

(75) Inventor: **Klaus Mark, Weer (AT)**

(73) Assignee: **MK Illumination Hong Kong, Ltd.,
Hong Kong (CN)**

(**) Term: **14 Years**

(21) Appl. No.: **29/353,539**

(22) Filed: **Jan. 11, 2010**

Related U.S. Application Data

(62) Division of application No. 29/311,150, filed on Jan. 5, 2009, now Pat. No. Des. 610,740.

(30) **Foreign Application Priority Data**

Jul. 7, 2008 (EM) 964416-0003
Jul. 18, 2008 (EM) 972534-0001
Jul. 18, 2008 (EM) 972534-0003

(51) **LOC (9) Cl.** **26-99**

(52) **U.S. Cl.** **D26/113**

(58) **Field of Classification Search** D26/120,
D26/144, 88, 71, 152, 124, 113, 118, 128,
D26/135, 121, 25, 27, 72, 78, 132, 137, 74,
D26/77, 80, 85, 86, 90, 119, 122, 123, 125,
D26/127, 129, 130, 83, 28; D16/135, 101;
D10/121; D8/353; D13/156, 180, 133, 110,
D13/147, 134; 362/364, 365, 147, 235, 257,
362/290, 296, 330, 335, 351, 354, 355, 404;
439/552, 121

See application file for complete search history.

(56) **References Cited**

U.S. PATENT DOCUMENTS

D106,835 S 11/1937 Stewart
D168,280 S 11/1952 Schwarz
D196,690 S * 10/1963 Atkins et al. D10/114

D200,827 S * 4/1965 Custer D10/114
4,208,701 A * 6/1980 Schock 362/202
D312,891 S 12/1990 Starck
D326,733 S 6/1992 Lee
D328,153 S 7/1992 Benghozi
D334,441 S 3/1993 Nicolin
D345,029 S 3/1994 Morelli
D370,276 S 5/1996 Davis
D373,740 S * 9/1996 Narushima D10/114
D388,222 S 12/1997 Barry
D388,224 S 12/1997 Barry
D413,999 S * 9/1999 Diaz-Azcuy D26/110
6,070,987 A 6/2000 Jarvik
D436,213 S 1/2001 Seal
D467,679 S * 12/2002 Rota et al. D26/104
D473,332 S * 4/2003 Lam D26/49
6,641,280 B2 * 11/2003 Hanson et al. 362/186
D484,634 S * 12/2003 Olson D26/104
7,021,782 B1 * 4/2006 Yerian 362/84
D538,456 S * 3/2007 Trigiani et al. D26/42
7,306,349 B2 * 12/2007 Waters 362/219
7,452,092 B2 * 11/2008 Vanderschuit 362/96

* cited by examiner

Primary Examiner—Cathron C Brooks

Assistant Examiner—Kevin K Rudzinski

(74) *Attorney, Agent, or Firm*—Wenderoth, Lind & Ponack,
L.L.P.

(57) **CLAIM**

The ornamental design for an illuminant, as shown and described.

DESCRIPTION

FIG. 1 is a right side view of an illuminant

FIG. 2 is a front view thereof

FIG. 3 is a top view thereof

FIG. 4 is a bottom view thereof; and,

FIG. 5 is a perspective view thereof.

1 Claim, 2 Drawing Sheets

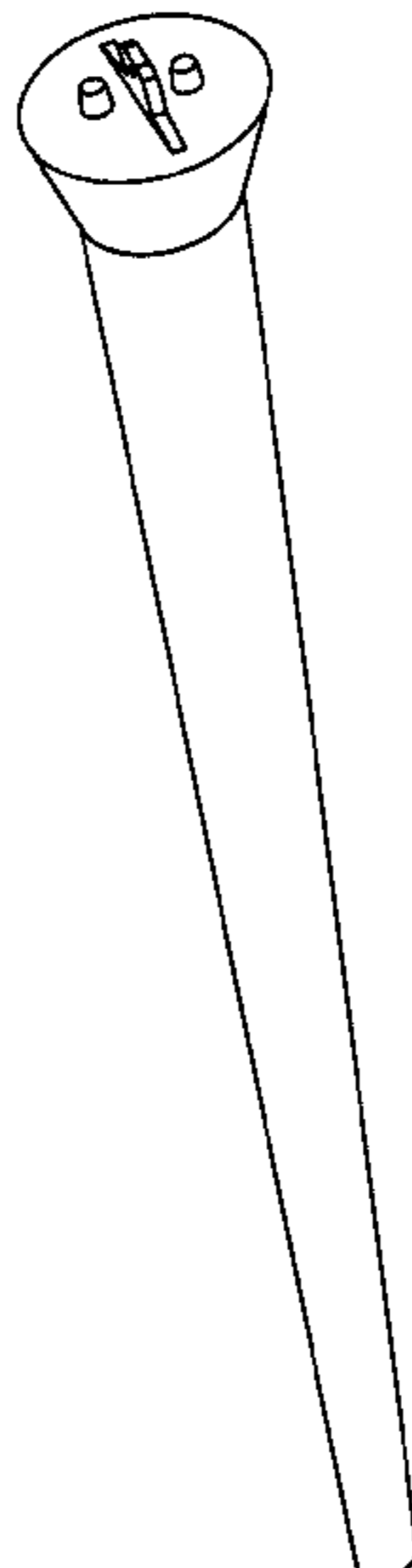


Fig. 1

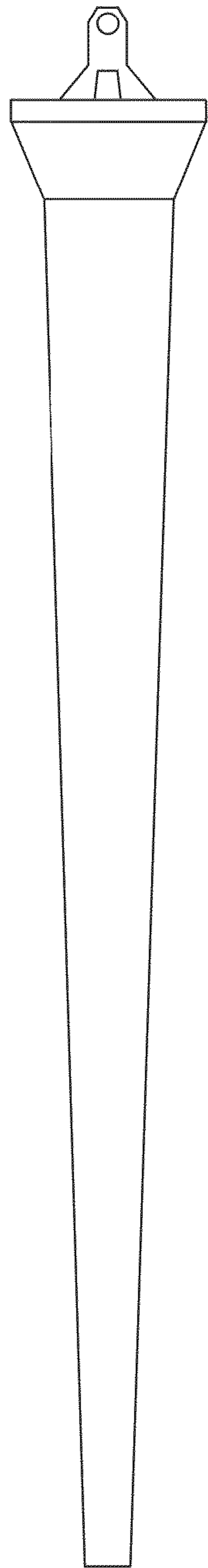


Fig. 2

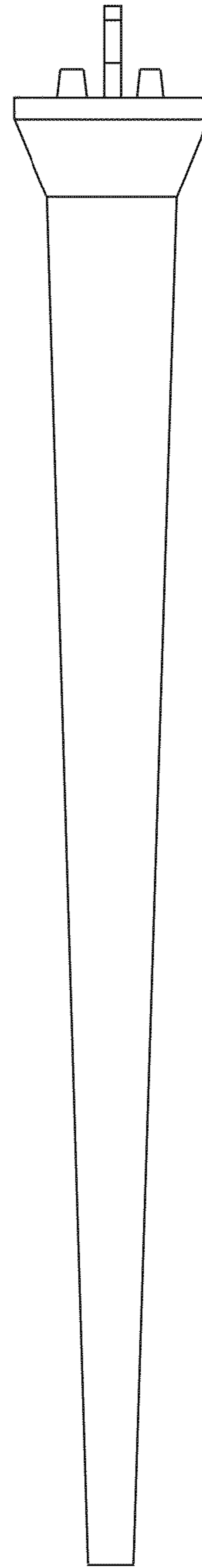


Fig. 3

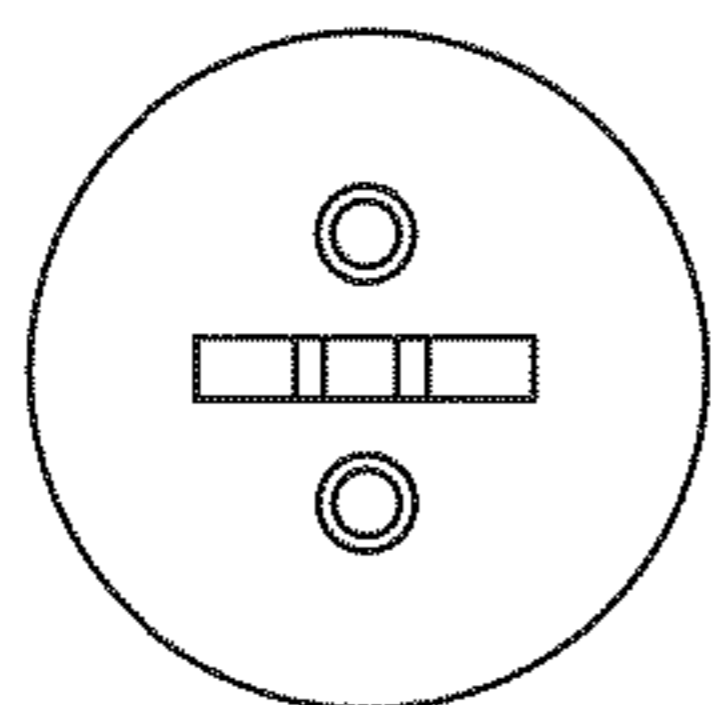


Fig. 4

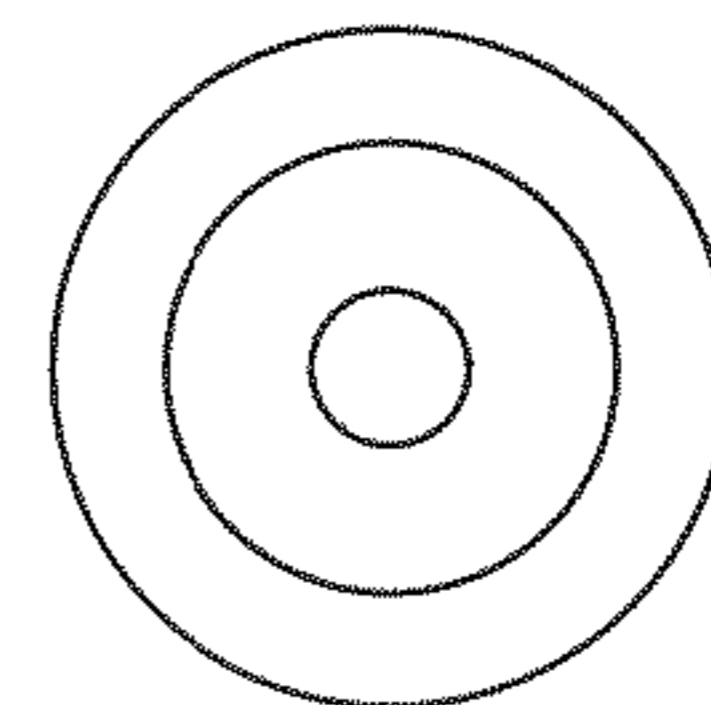


Fig. 5

