

US00D622428S

(12) **United States Design Patent**  
**Crawford et al.**

(10) **Patent No.:** **US D622,428 S**

(45) **Date of Patent:** **\*\* Aug. 24, 2010**

(54) **LIGHTING DEVICE**

(75) Inventors: **John D. Crawford**, Avon, OH (US);  
**Michael S Squires**, Ryde (AU); **Angelo Kotsis**, Marrickville (AU)

(73) Assignee: **Eveready Battery Company, Inc.**, St. Louis, MO (US)

(\*\*) Term: **14 Years**

(21) Appl. No.: **29/292,997**

(22) Filed: **Nov. 6, 2007**

(51) **LOC (9) Cl.** ..... **26-02**

(52) **U.S. Cl.** ..... **D26/37**

(58) **Field of Classification Search** ..... D26/37,  
D26/38, 39, 40, 46, 49, 50, 51, 56; 362/157,  
362/158, 184, 186, 187, 194–196, 202.204–206,  
362/208, 253; D19/35, 43, 44, 45, 51  
See application file for complete search history.

(56) **References Cited**

U.S. PATENT DOCUMENTS

2,443,539 A \* 6/1948 Kopp ..... 200/60  
D229,854 S \* 1/1974 Bajusz ..... D26/49  
D465,865 S \* 11/2002 Hamilton et al. .... D26/37  
D486,930 S \* 2/2004 Stoddard et al. .... D26/37  
D497,214 S \* 10/2004 Lo ..... D26/37  
D499,499 S \* 12/2004 Cetera ..... D26/37

D518,906 S \* 4/2006 Stoddard et al. .... D26/37  
D521,164 S \* 5/2006 Sharrah ..... D26/37  
D578,236 S \* 10/2008 Dalton ..... D26/49  
D590,881 S \* 4/2009 Slemp ..... D19/51  
D603,541 S \* 11/2009 Shiu ..... D26/49

\* cited by examiner

*Primary Examiner*—Ian Simmons

*Assistant Examiner*—Carissa C Fitts

(74) *Attorney, Agent, or Firm*—Gregory J. Adams

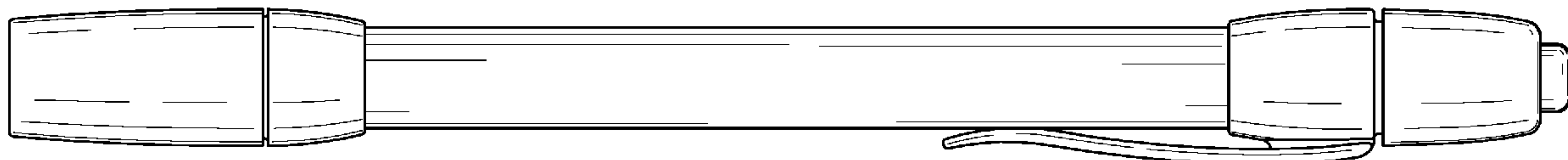
(57) **CLAIM**

We claim the ornamental design for a lighting device, as shown and described.

**DESCRIPTION**

FIG. 1 is a left side view of the lighting device of the design.  
FIG. 2 is a front view of the lighting device of the design.  
FIG. 3 is a right side view of the lighting device of the design.  
FIG. 4 is a rear view of the lighting device of the design.  
FIG. 5 is a top view of the lighting device of the design.  
FIG. 6 is a bottom view of the lighting device of the design.  
FIG. 7 is a front perspective view of the lighting device of the design; and,  
FIG. 8 is a second front perspective view of the lighting device of the design.

**1 Claim, 8 Drawing Sheets**



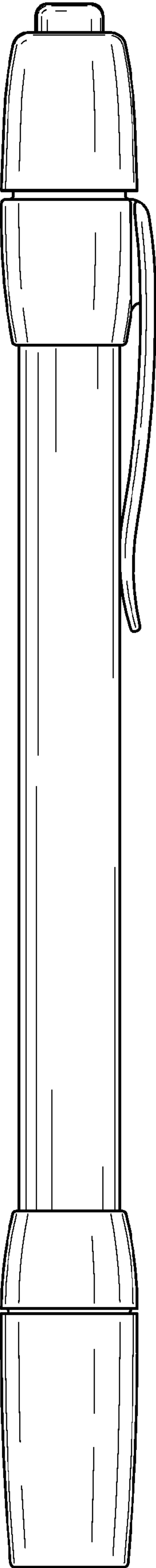


Fig. 1

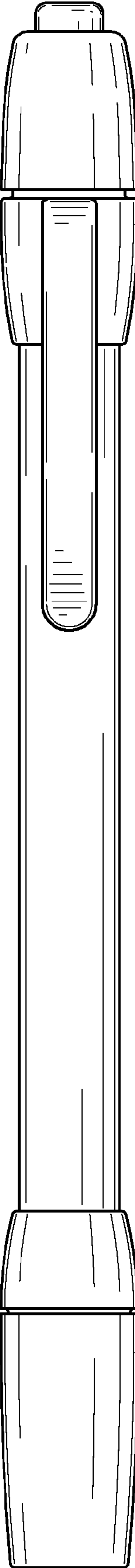


Fig. 2

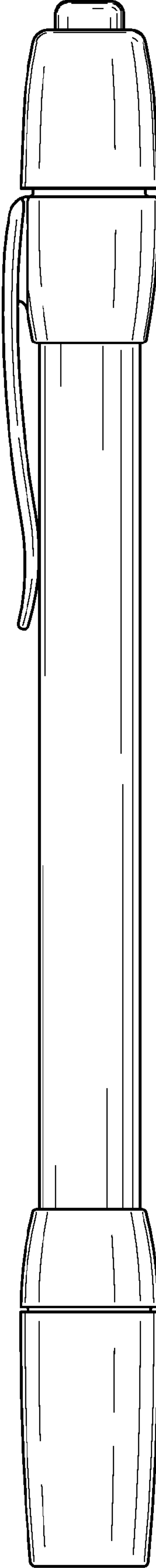


Fig. 3

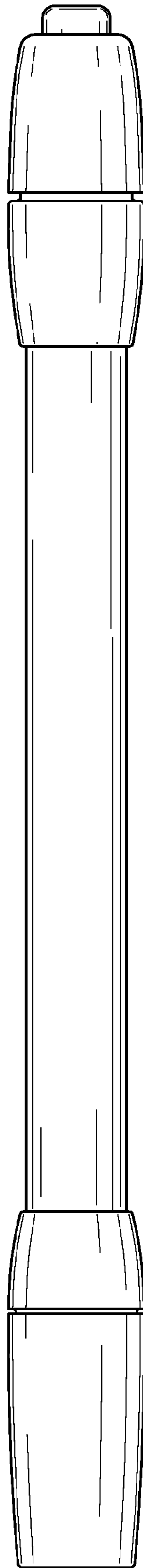

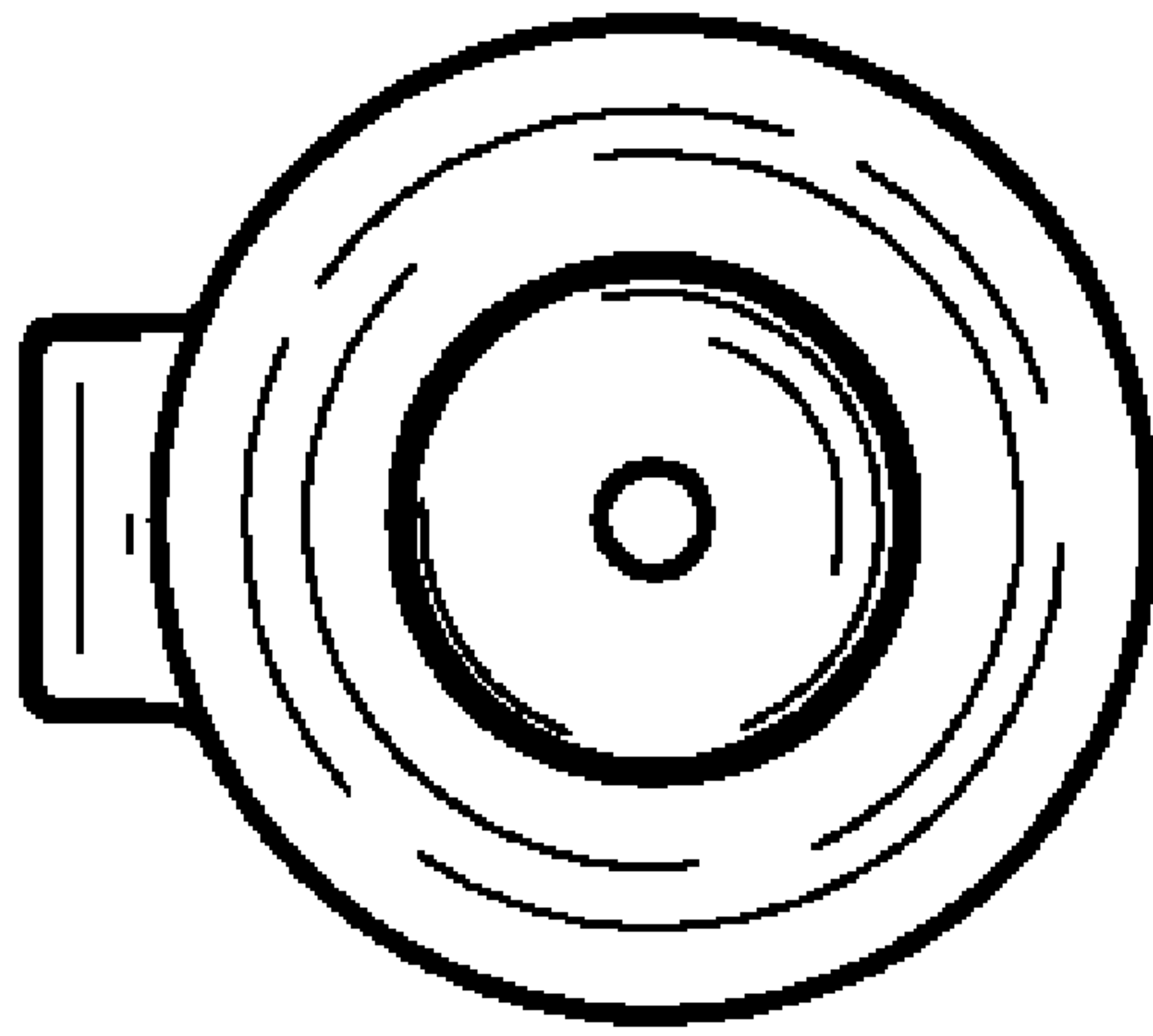


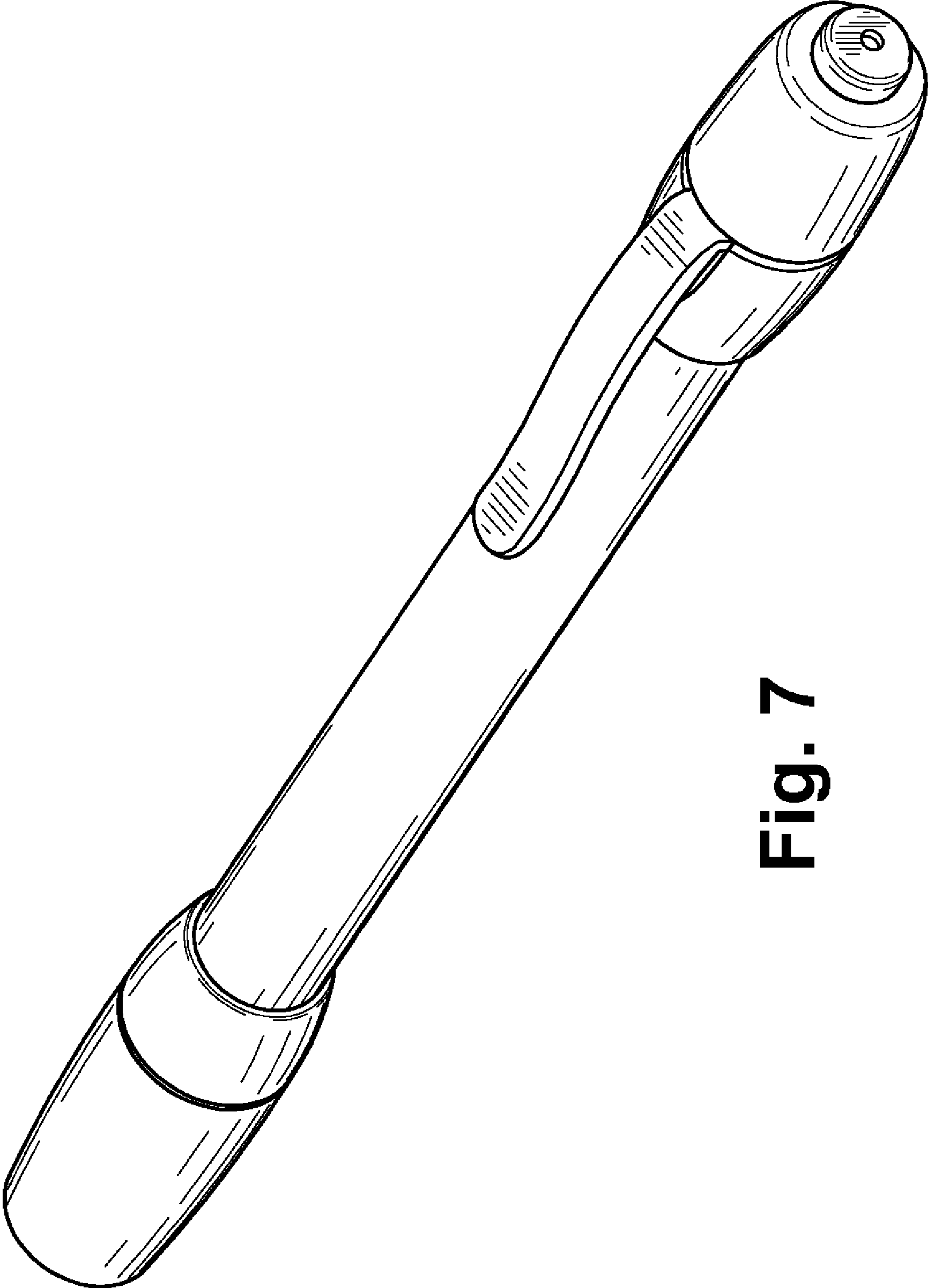
Fig. 4



**Fig. 5**



**Fig. 6**



**Fig. 7**



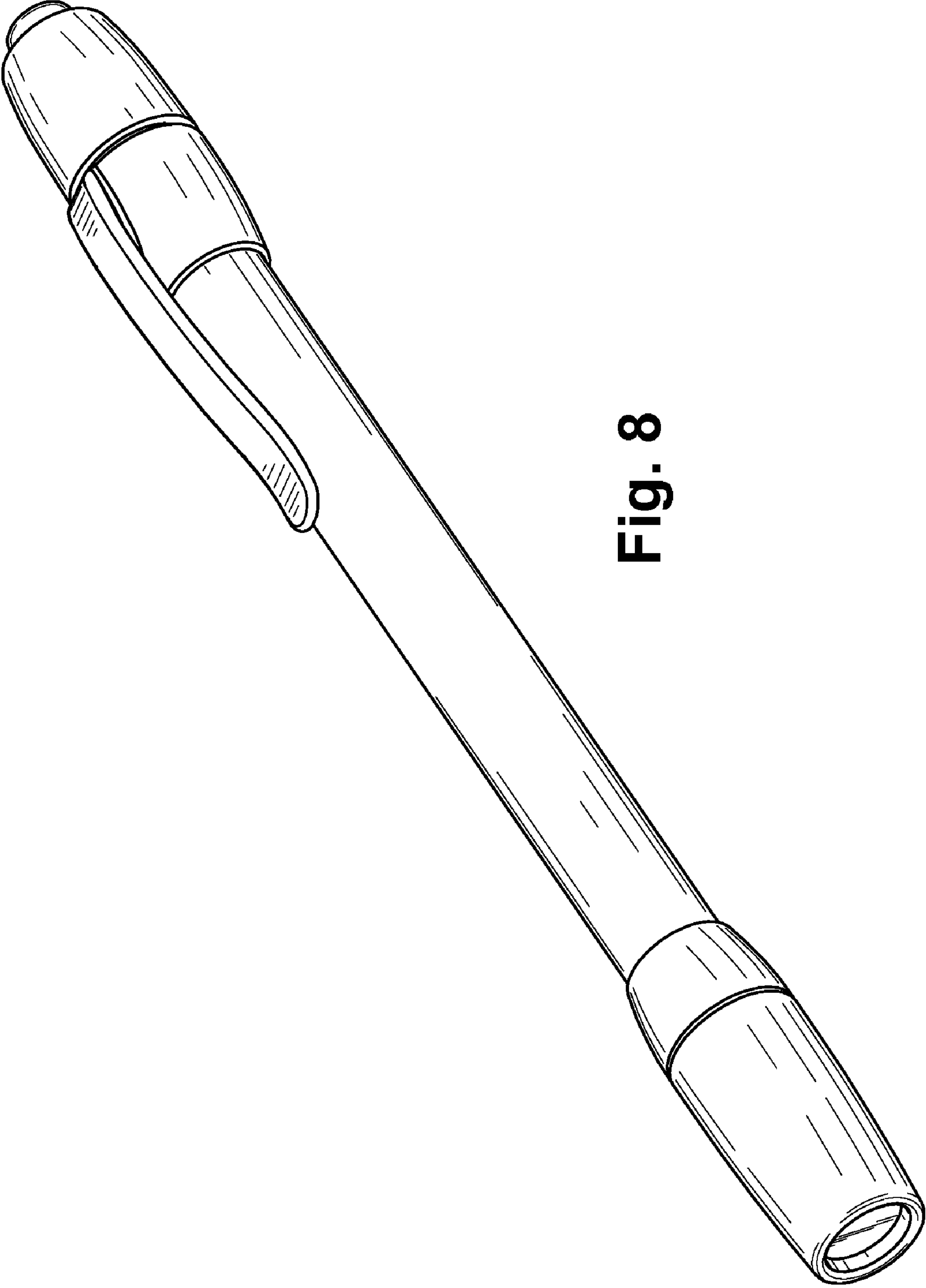


Fig. 8