



US00D622420S

(12) **United States Design Patent**
King

(10) **Patent No.:** **US D622,420 S**

(45) **Date of Patent:** **** Aug. 24, 2010**

(54) **SIMULATED STONE SIDING PANEL**

(75) Inventor: **Daniel W. King**, Copley, OH (US)

(73) Assignee: **Tapco International Corporation**,
Wixom, MI (US)

(**) Term: **14 Years**

(21) Appl. No.: **29/346,551**

(22) Filed: **Nov. 2, 2009**

(51) **LOC (9) Cl.** **25-01**

(52) **U.S. Cl.** **D25/151**

(58) **Field of Classification Search** D25/138-164,
D25/111-118; 52/275-276, 311.1, 311.2,
52/314, 390, 506.05, 515, 503-505, 612;
156/71, 211; 404/34, 42, 44

See application file for complete search history.

(56) **References Cited**

U.S. PATENT DOCUMENTS

2,006,635	A *	7/1935	Farr	52/314
D124,014	S *	12/1940	Coburn	D25/151
2,245,047	A *	6/1941	Odell	52/314
2,246,377	A *	6/1941	Mattes	52/314
D133,920	S *	9/1942	Beeson	D25/151
2,382,234	A *	8/1945	Koch	52/314
D153,109	S *	3/1949	Bordeaux	D25/151
D190,779	S *	6/1961	Steckl	D25/151
3,593,479	A	7/1971	Hinds et al.		
D239,276	S *	3/1976	Terwilliger	D25/151
4,275,540	A *	6/1981	Keller	52/314
5,363,623	A	11/1994	King		
5,455,099	A	10/1995	Banner		
5,465,486	A	11/1995	King		
5,565,056	A	10/1996	Lause et al.		
5,806,185	A	9/1998	King		
D405,200	S *	2/1999	Hines	D25/160

(Continued)

OTHER PUBLICATIONS

Nailite Installation Guildelines; www.nailite.com; prior to Aug. 20, 2009.

(Continued)

Primary Examiner—Catherine R Oliver

(74) *Attorney, Agent, or Firm*—Howard & Howard Attorneys PLLC

(57) **CLAIM**

I claim an ornamental design for a simulated stone siding panel, as shown and described.

DESCRIPTION

FIG. 1 is a front perspective view of a simulated stone siding panel. The simulated stone siding panel has a front face with decorative blocks having contours simulating natural stone. Three of the blocks are being shown with solid lines. Adjacent blocks, shown in phantom, illustrate an environment for the three blocks of the simulated stone siding panel and form no part of the claimed invention. These adjacent blocks, if claimed, would include the same stippling as the three claimed blocks in FIG. 1. An upper interlock and nail hem is also shown in solid lines.

FIG. 2 is a front view of the simulated stone siding panel of FIG. 1.

FIG. 3 is a right side view of the simulated stone siding panel of FIG. 1.

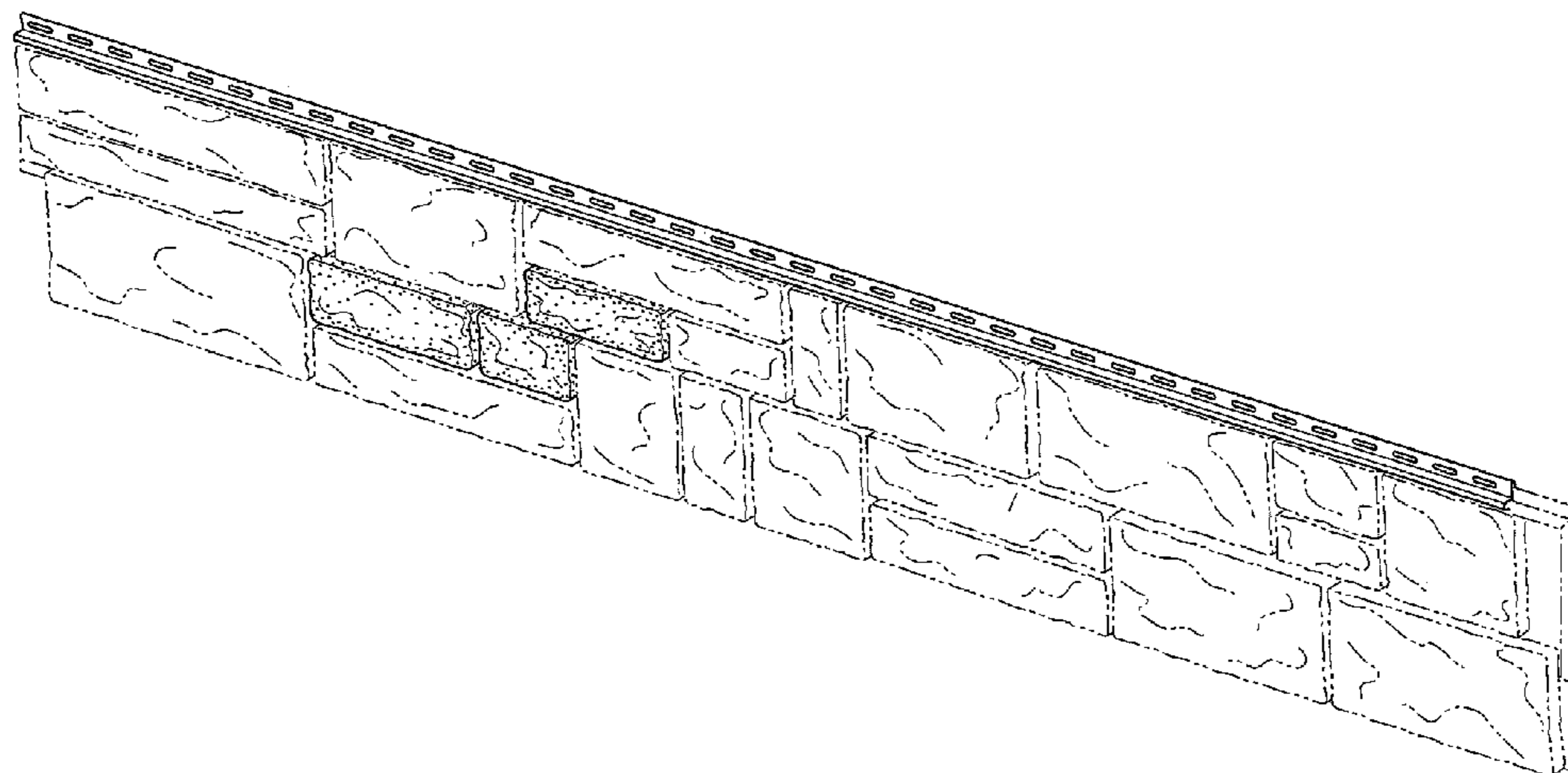
FIG. 4 is a left side view of the simulated stone siding panel of FIG. 1.

FIG. 5 is a top view of the simulated stone siding panel of FIG. 1.

FIG. 6 is a bottom view of the simulated stone siding panel of FIG. 1; and,

FIG. 7 is a rear view of the simulated stone siding panel of FIG. 1.

1 Claim, 4 Drawing Sheets



US D622,420 S

Page 2

U.S. PATENT DOCUMENTS

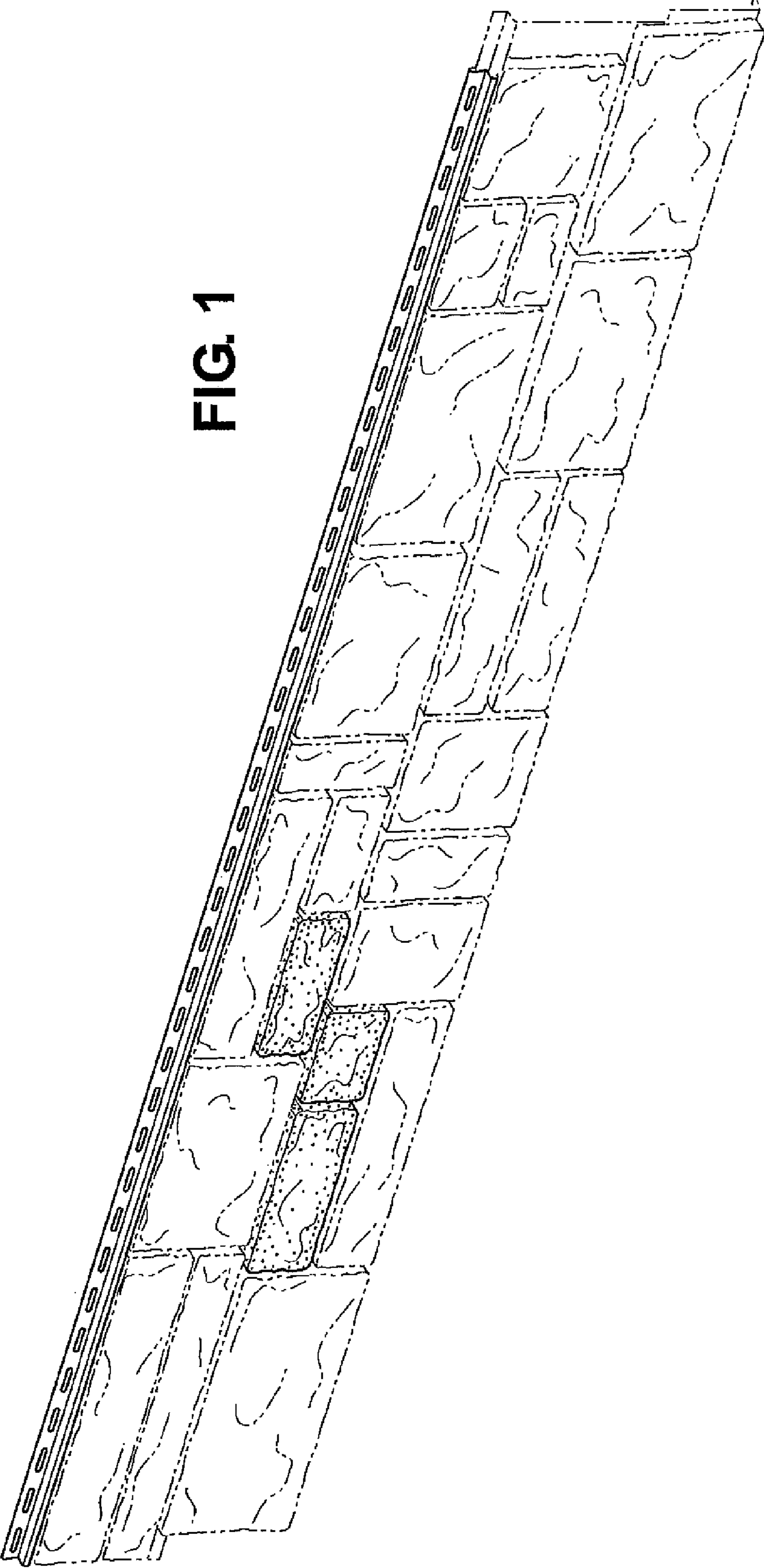
D477,091 S *	7/2003	Manthei	D25/113	2007/0082180 A1	4/2007	King
6,635,218 B2	10/2003	King		2007/0144095 A1	6/2007	King
D506,839 S	6/2005	King		2009/0038252 A1	2/2009	King
D507,666 S	7/2005	King				
D507,837 S	7/2005	King				
7,008,213 B2	3/2006	King				
7,296,989 B2	11/2007	King				

OTHER PUBLICATIONS

BellaStone by Crane, Product Guide; www.ExteriorPortfolio.com/
BellaStone; prior to Aug. 20, 2009.

* cited by examiner

FIG. 1



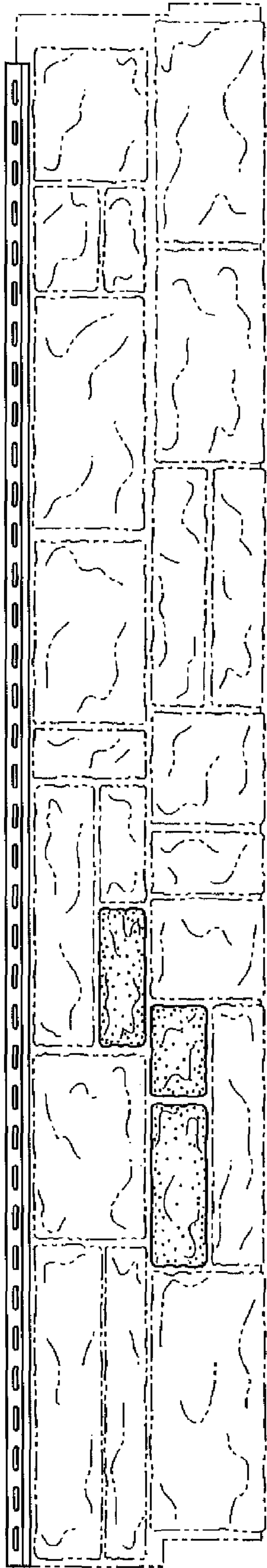


FIG. 2



FIG. 5

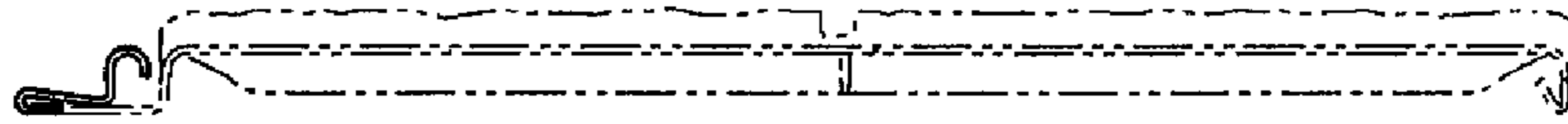


FIG. 4

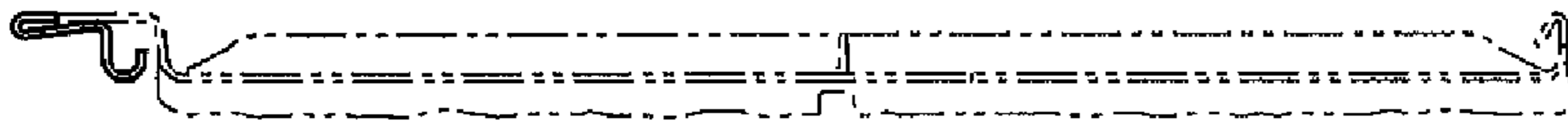


FIG. 3



FIG. 6

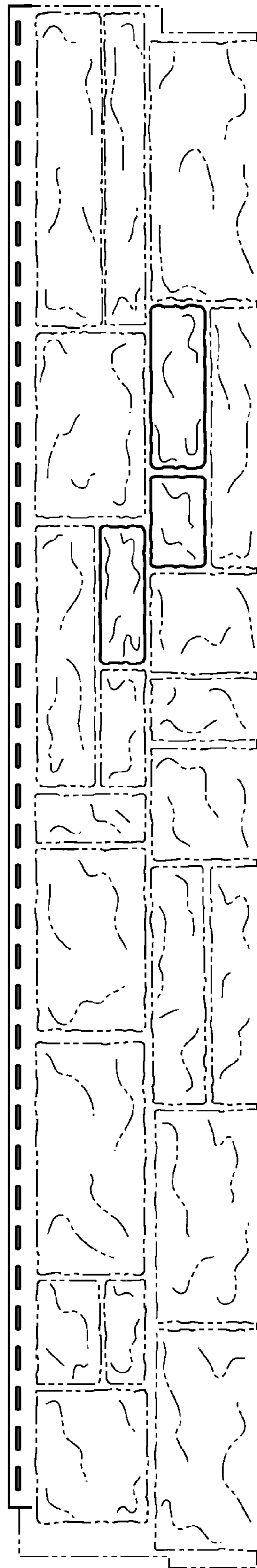


FIG. 7