



US00D622416S

(12) **United States Design Patent**  
**Hammer et al.**

(10) **Patent No.:** **US D622,416 S**  
(45) **Date of Patent:** **\*\* Aug. 24, 2010**

(54) **PORTION OF A MOLD INSERT FOR FORMING CONCRETE BLOCKS**

FOREIGN PATENT DOCUMENTS

JP 07-052133 2/1995

(75) Inventors: **James E. Hammer**, Univeristy Place, WA (US); **Llewellyn Lee Johnston**, Vancouver, WA (US)

(Continued)

(73) Assignee: **Westblock Systems, Inc.**, Salem, OR (US)

OTHER PUBLICATIONS

Photographs of a "softsplit mold," pp. 1-3 (in use prior to 2002).

(\*\*) Term: **14 Years**

(Continued)

(21) Appl. No.: **29/352,765**

*Primary Examiner*—T. Chase Nelson

(22) Filed: **Dec. 24, 2009**

*Assistant Examiner*—Anhdao Doan

(74) *Attorney, Agent, or Firm*—Klarquist Sparkman, LLP

**Related U.S. Application Data**

(60) Continuation of application No. 29/338,074, filed on Jun. 3, 2009, now Pat. No. Des. 610,258, which is a division of application No. 29/289,849, filed on Aug. 2, 2007, now Pat. No. Des. 595,867, which is a continuation of application No. 10/931,485, filed on Aug. 31, 2004, now Pat. No. 7,591,447, which is a continuation-in-part of application No. 10/091,039, filed on Mar. 4, 2002, now Pat. No. 7,100,886.

(57) **CLAIM**

The ornamental design for a portion of a mold insert for forming concrete blocks, as shown and described.

(51) **LOC (9) Cl.** ..... **25-01**

(52) **U.S. Cl.** ..... **D25/113**

(58) **Field of Classification Search** ..... D25/102, D25/112-118; D21/484-486; 52/503-505, 52/574, 575, 796, 600-605; 405/284, 286; 404/29, 30, 34, 37, 41, 42

See application file for complete search history.

**DESCRIPTION**

FIG. 1 is a perspective view of a portion of a mold insert for forming concrete blocks.

FIG. 2 is a reduced rear elevational view of FIG. 1.

FIG. 3 is a front elevational view of FIG. 1.

FIG. 4 is a top plan view of FIG. 1.

FIG. 5 is a right side elevational view of FIG. 1.

FIG. 6 is a left side elevational view of FIG. 1; and,

FIG. 7 is a bottom plan view of FIG. 1.

The broken lines in the drawings are included for the purpose of illustrating portions of the mold insert that form no part of the claimed design.

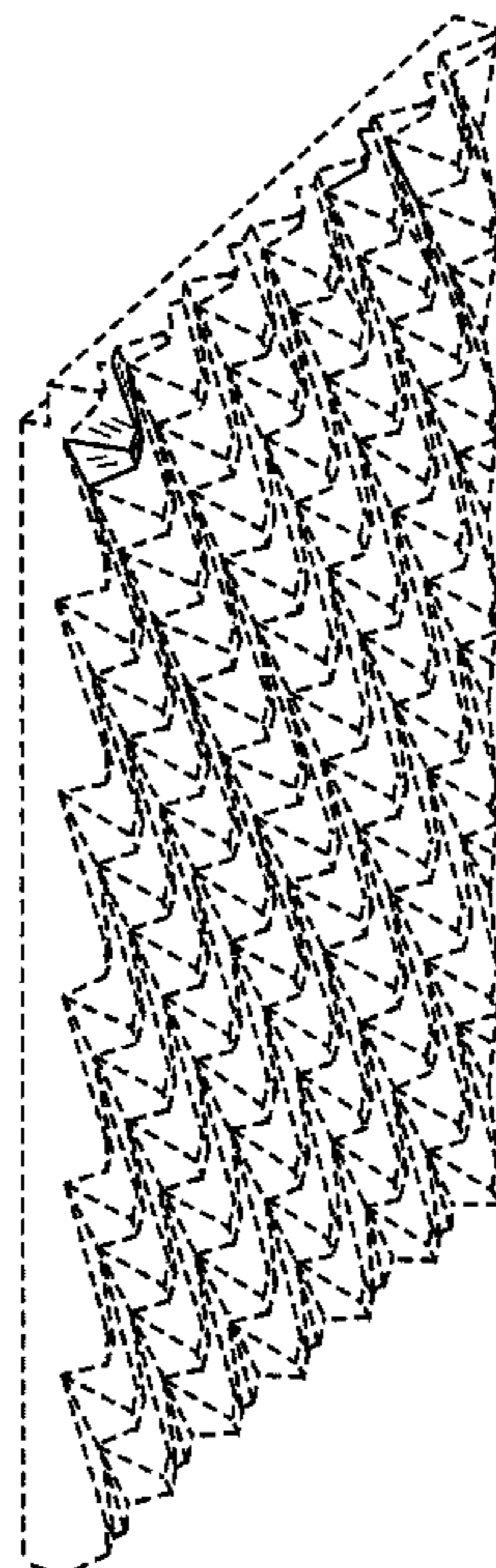
(56) **References Cited**

U.S. PATENT DOCUMENTS

D22,173 S 1/1893 Pilkington

(Continued)

**1 Claim, 2 Drawing Sheets**



# US D622,416 S

Page 2

## U.S. PATENT DOCUMENTS

D47,284 S 5/1915 Ebeling  
1,219,127 A 3/1917 Marshall  
D54,925 S 4/1920 Johanson  
1,631,901 A 6/1927 Threadgill  
2,101,019 A \* 12/1937 Bowes ..... 249/18  
D182,355 S 3/1958 Buzan  
2,954,838 A 10/1960 Nuorivaara  
3,940,229 A 2/1976 Hutton  
3,981,953 A 9/1976 Haines  
4,093,174 A 6/1978 Mullins  
4,498,268 A 2/1985 Inman  
5,078,940 A 1/1992 Sayles  
5,198,626 A \* 3/1993 Pelzer ..... 181/291  
5,217,630 A 6/1993 Sayles  
5,568,994 A 10/1996 Dawson  
5,722,386 A 3/1998 Fladgard et al.  
5,771,631 A 6/1998 Dawson  
5,879,603 A 3/1999 Sievert  
D425,212 S 5/2000 Lamberts  
6,113,379 A 9/2000 LaCroix et al.

6,114,009 A 9/2000 Smith  
6,138,983 A 10/2000 Sievert  
6,159,401 A 12/2000 Hoesch  
6,209,848 B1 4/2001 Bolles et al.  
6,224,815 B1 5/2001 LaCroix et al.  
6,293,065 B1 9/2001 Suzuki et al.  
D457,971 S \* 5/2002 Schrader et al. .... D25/113  
6,464,199 B1 10/2002 Johnson  
D493,897 S 8/2004 Campacci  
2003/0164574 A1 9/2003 Hammer et al.  
2005/0108973 A1 5/2005 Hammer et al.

## FOREIGN PATENT DOCUMENTS

JP 2001-191314 7/2001

## OTHER PUBLICATIONS

Statement of James Hammer Regarding Prior Sales, dated Aug. 21, 2006, 1 page.  
Statement of James Hammer Regarding Prior Sale, dated Oct. 8, 2008, 1 page.

\* cited by examiner

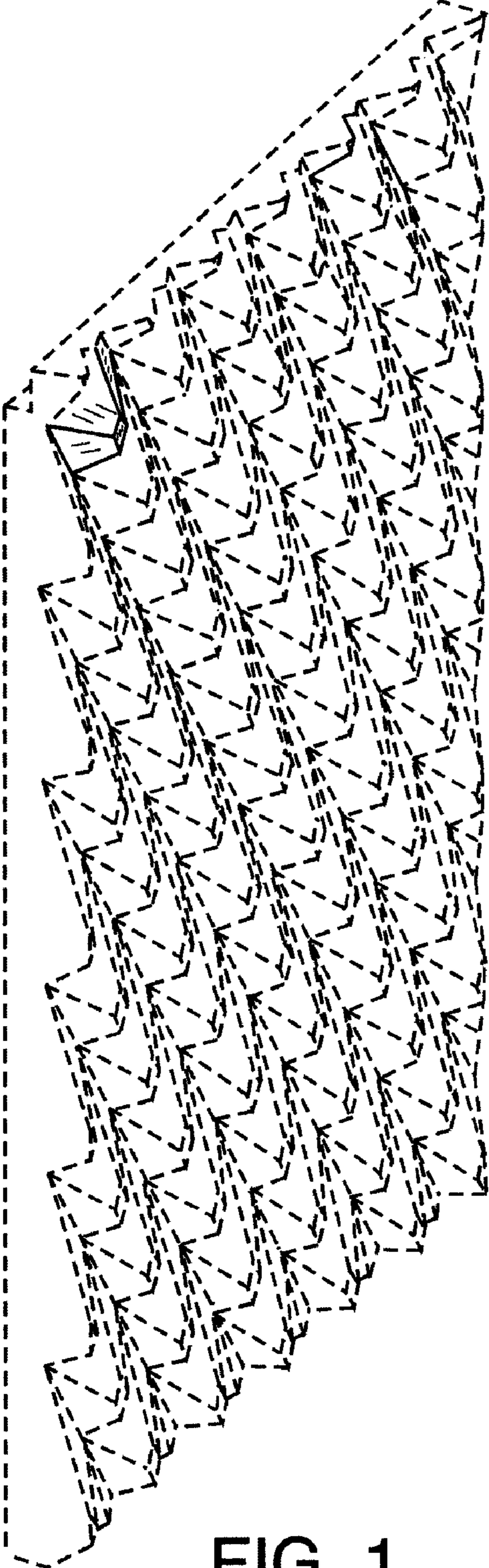


FIG. 1




FIG. 2





FIG. 4



FIG. 5

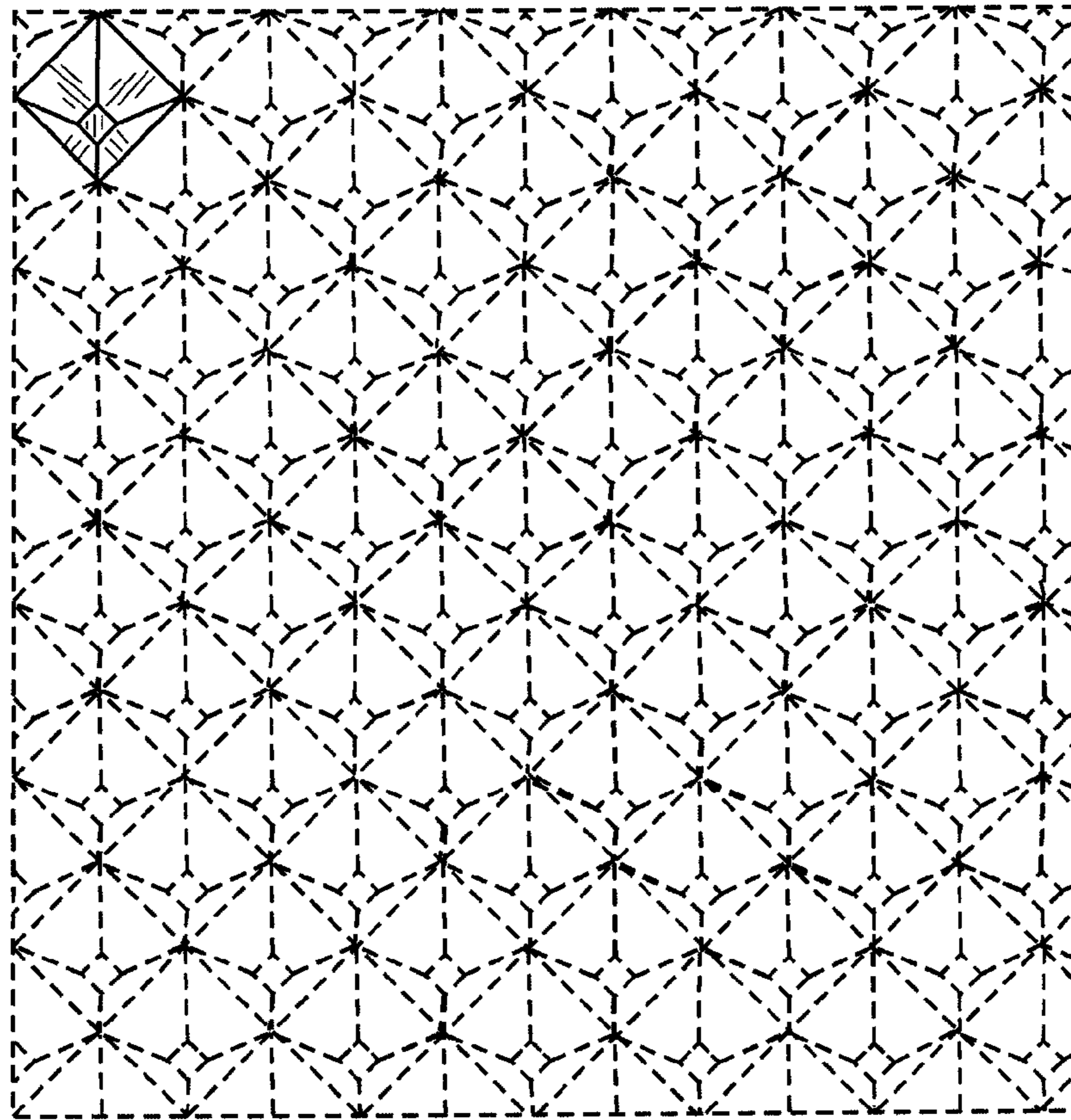


FIG. 3

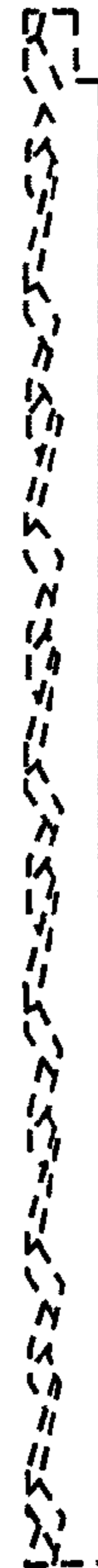


FIG. 6



FIG. 7