



US00D622412S

(12) **United States Design Patent**
McCarthy

(10) **Patent No.:** **US D622,412 S**

(45) **Date of Patent:** **** Aug. 24, 2010**

(54) **SHADE STRUCTURE**

(76) Inventor: **Barry McCarthy**, 7235 NE. 4th Ave.,
Miami, FL (US) 33138

(**) Term: **14 Years**

(21) Appl. No.: **29/344,096**

(22) Filed: **Sep. 23, 2009**

(51) **LOC (9) Cl.** **25-02**

(52) **U.S. Cl.** **D25/56**

(58) **Field of Classification Search** D25/56;
135/88.05, 88.09, 87, 128, 135, 908, 904,
135/121, 115, 117, 88.1; 160/19, 38, 29,
160/24, 22, 26, 25, 46

See application file for complete search history.

(56) **References Cited**

U.S. PATENT DOCUMENTS

4,367,761 A * 1/1983 Winant 135/87
D375,800 S * 11/1996 Wagner D25/56

D422,668 S * 4/2000 Saunders D21/837
2005/0194031 A1 * 9/2005 Goldwitz 135/128

* cited by examiner

Primary Examiner—Doris Clark
(74) *Attorney, Agent, or Firm*—Laurence A Greenberg;
Werner H Stemer; Ralph E. Locher

(57) **CLAIM**

The ornamental design for a shade structure, as shown and described.


DESCRIPTION

FIG. 1 is a front and side-perspective view of supports of my new shade structure;

FIG. 2 is a top-plan view thereof with a canvas sail attached to the supports; and,

FIG. 3 is a top and side-perspective view thereof with the sail attached.

1 Claim, 3 Drawing Sheets



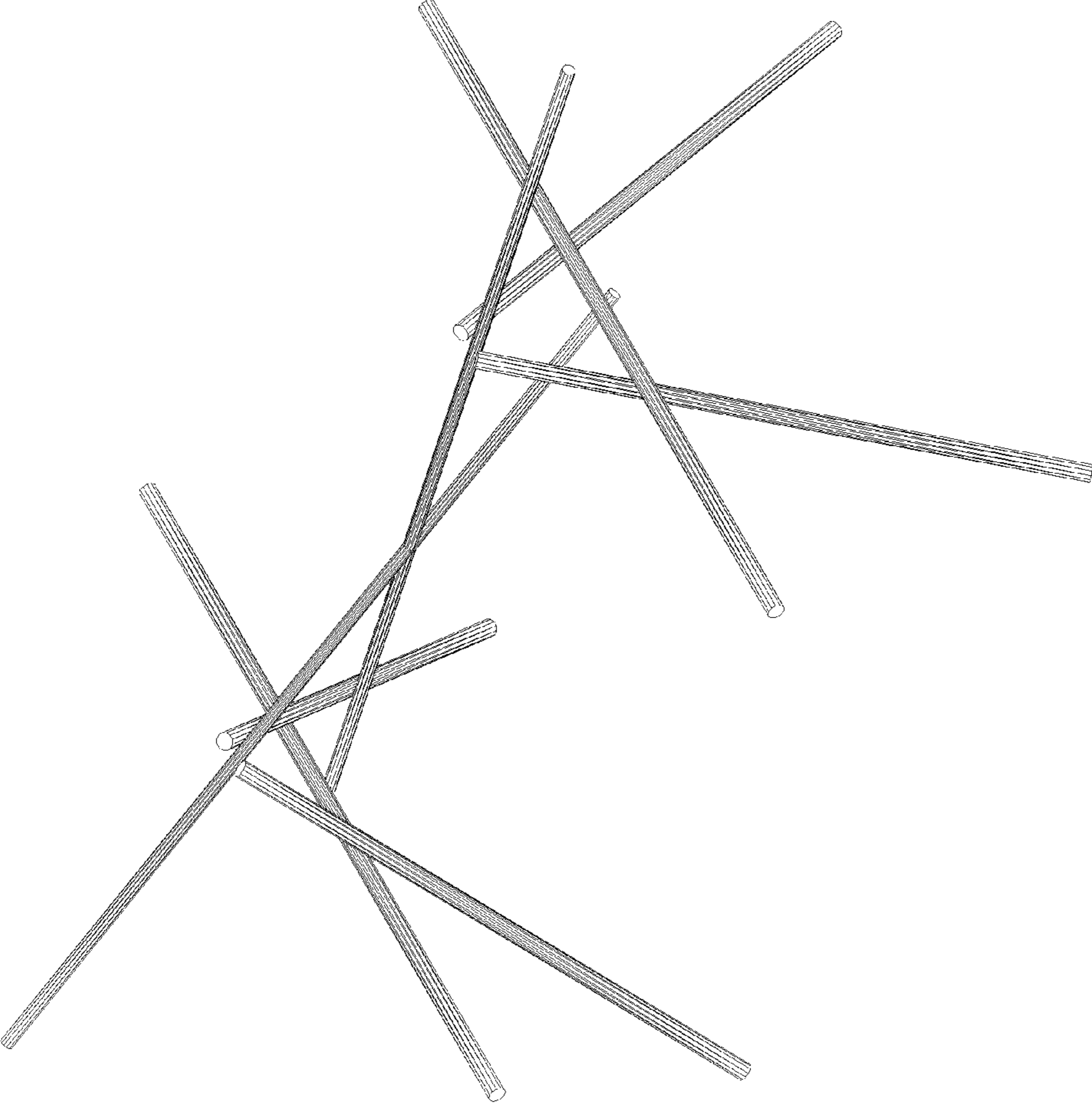


FIG. 1

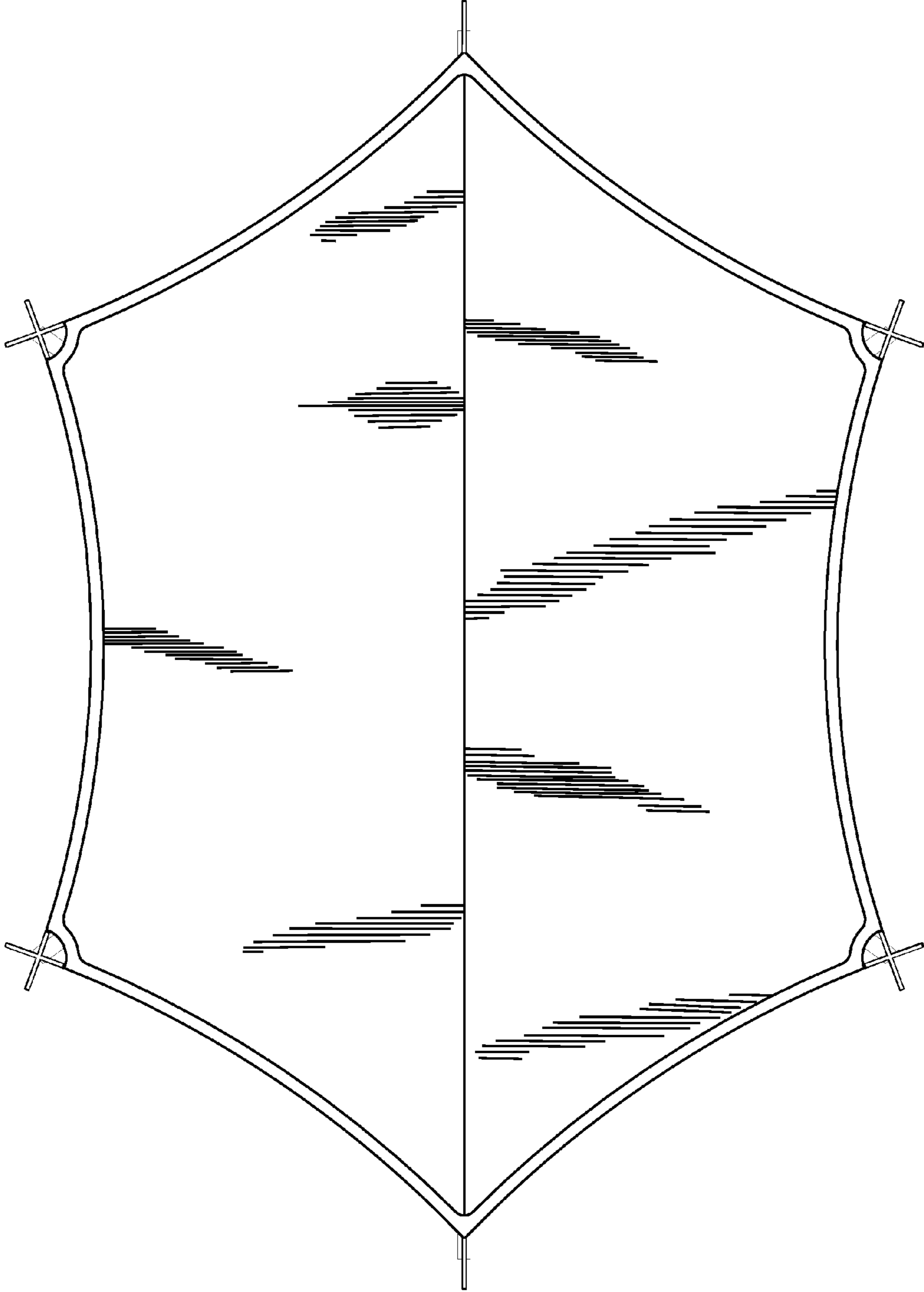


FIG. 2

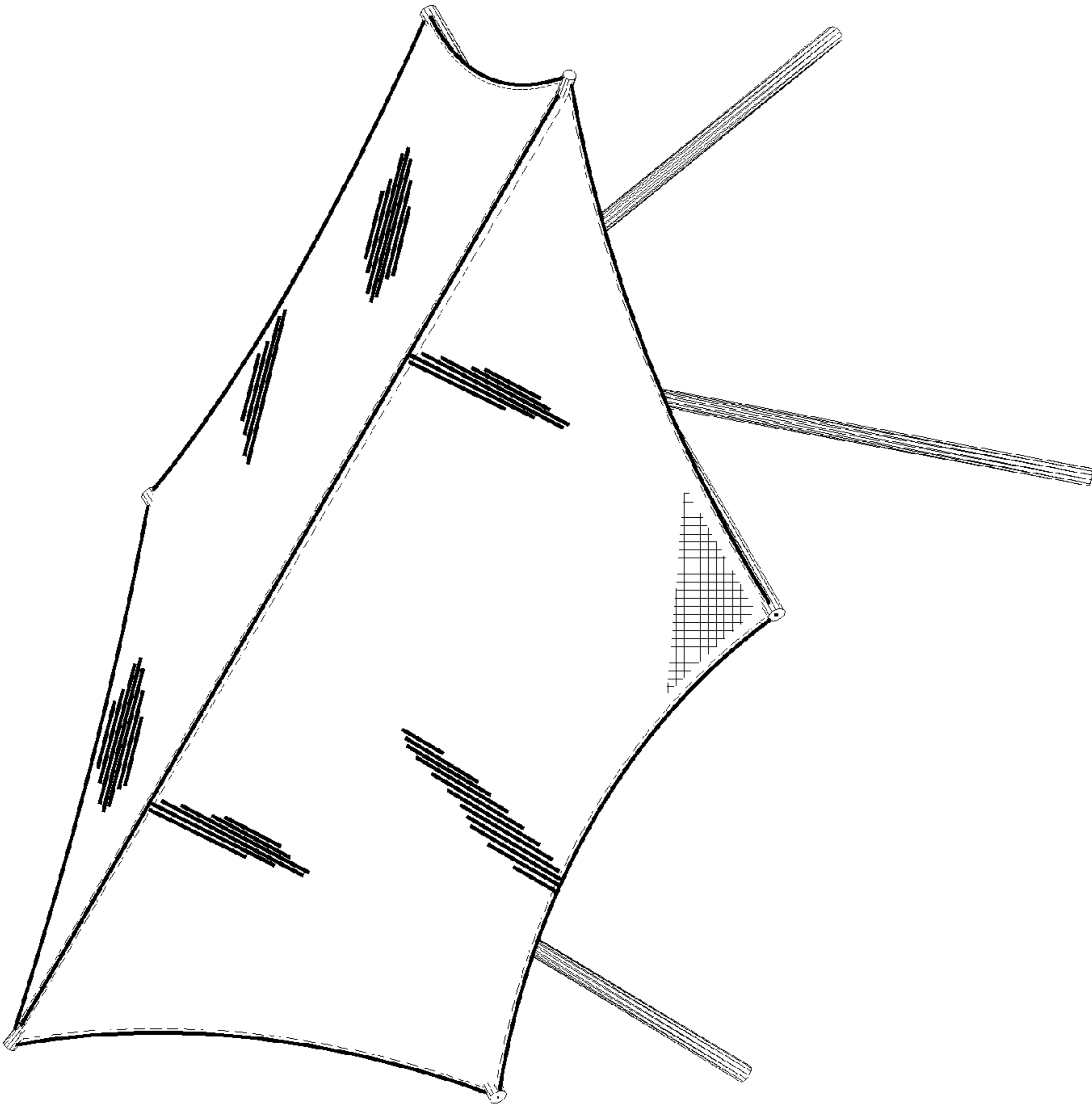


FIG. 3