



US00D622410S

(12) **United States Design Patent**
Jackson, Sr.

(10) **Patent No.:** **US D622,410 S**
(45) **Date of Patent:** **** Aug. 24, 2010**

(54) **WALL-MOUNTED TICKET BOOTH**

DESCRIPTION

(76) Inventor: **Jeremiah Jackson, Sr.**, 2448 Summit Dr., Janesville, IL (US) 53545

(**) Term: **14 Years**

(21) Appl. No.: **29/317,622**

(22) Filed: **May 2, 2008**

(51) **LOC (9) Cl.** **25-02**

(52) **U.S. Cl.** **D25/52**

(58) **Field of Classification Search** D25/52,
D25/116; 49/504, 120, 110; 52/65, 171.1,
52/27.5, 29, 36.1, 204.1, 204.51, 202

See application file for complete search history.

(56) **References Cited**

U.S. PATENT DOCUMENTS

4,733,498	A *	3/1988	Kriegel	49/110
4,862,639	A *	9/1989	Leach et al.	49/122
D315,412	S *	3/1991	Bavis	D25/52
D326,723	S *	6/1992	Guthrie	D25/52
6,397,530	B1 *	6/2002	Terry et al.	52/204.1
2006/0005485	A1 *	1/2006	Epps et al.	52/204.51

* cited by examiner

Primary Examiner—Doris Clark

(57) **CLAIM**

The ornamental design for a wall-mounted ticket booth, as shown and described.

FIG. 1 is a front perspective view showing my new design.

FIG. 2 is an alternate front perspective view thereof.

FIG. 3 is a front elevation thereof.

FIG. 4 is a right side elevation view thereof.

FIG. 5 is a top plan view thereof.

FIG. 6 is a bottom plan view thereof.

FIG. 7 is a rear elevation view thereof.

FIG. 8 is a left side elevation view thereof, including a wall segment in phantom lines which is illustrative of the environment and does not form a part of the invention.

FIG. 9 is a top plan view thereof, including a wall segment in phantom lines which is illustrative of the environment and does not form a part of the invention.

FIG. 10 is a bottom plan view thereof, including a wall segment in phantom lines which is illustrative of the environment and does not form a part of the invention; and,

FIG. 11 is a rear perspective view thereof.

The elements shown in dashed lines in FIGS. 1–2, 5–7 and 9–11 are for illustrative purposes only, and are not claimed as part of the invention. The wall and floor segments shown in phantom lines in FIGS. 1–2 and the wall segments shown in phantom lines in FIGS. 8–10 are illustrative of the environment for the wall-mounted ticket booth, and do not form a part of the invention.

1 Claim, 5 Drawing Sheets

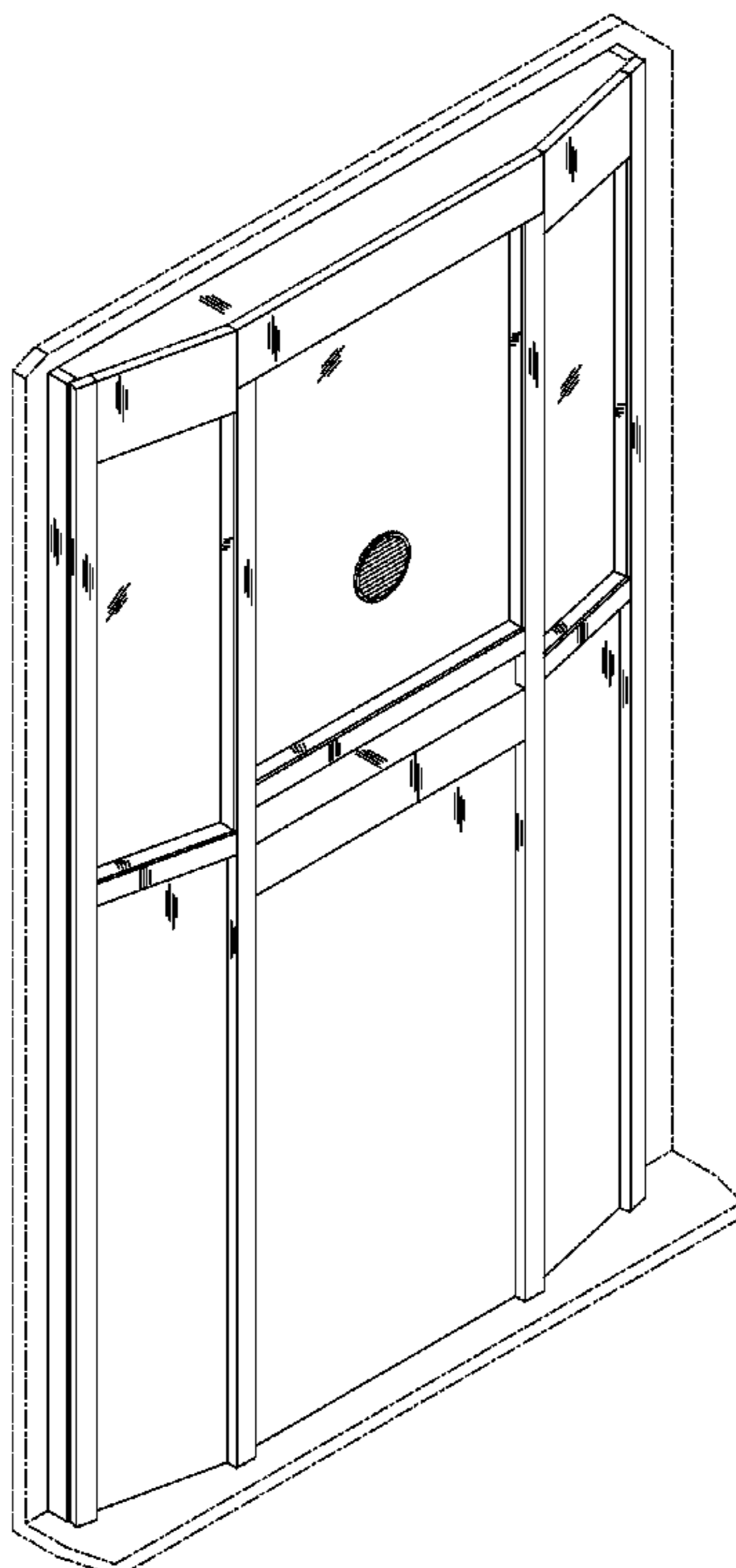


FIG. 1

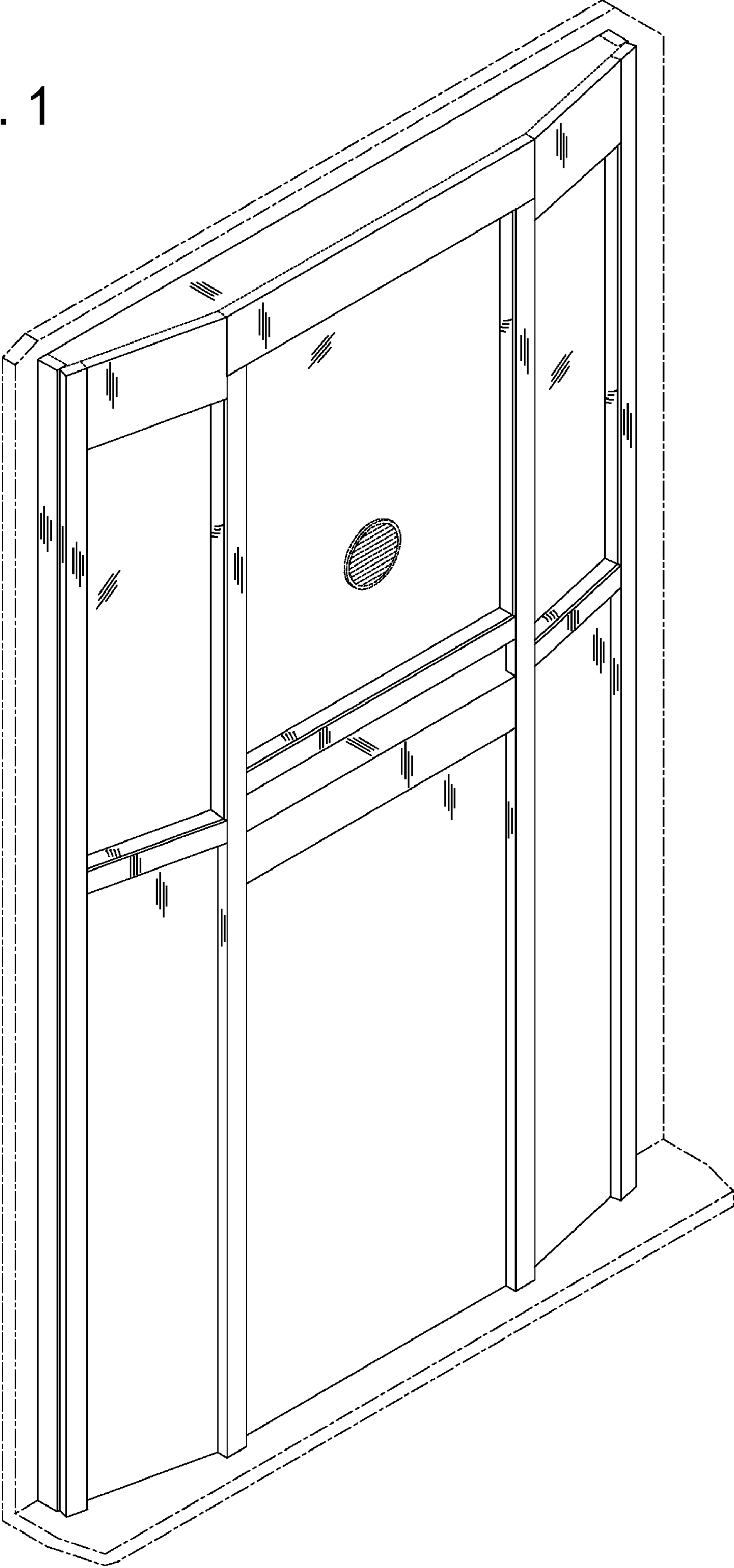


FIG. 2

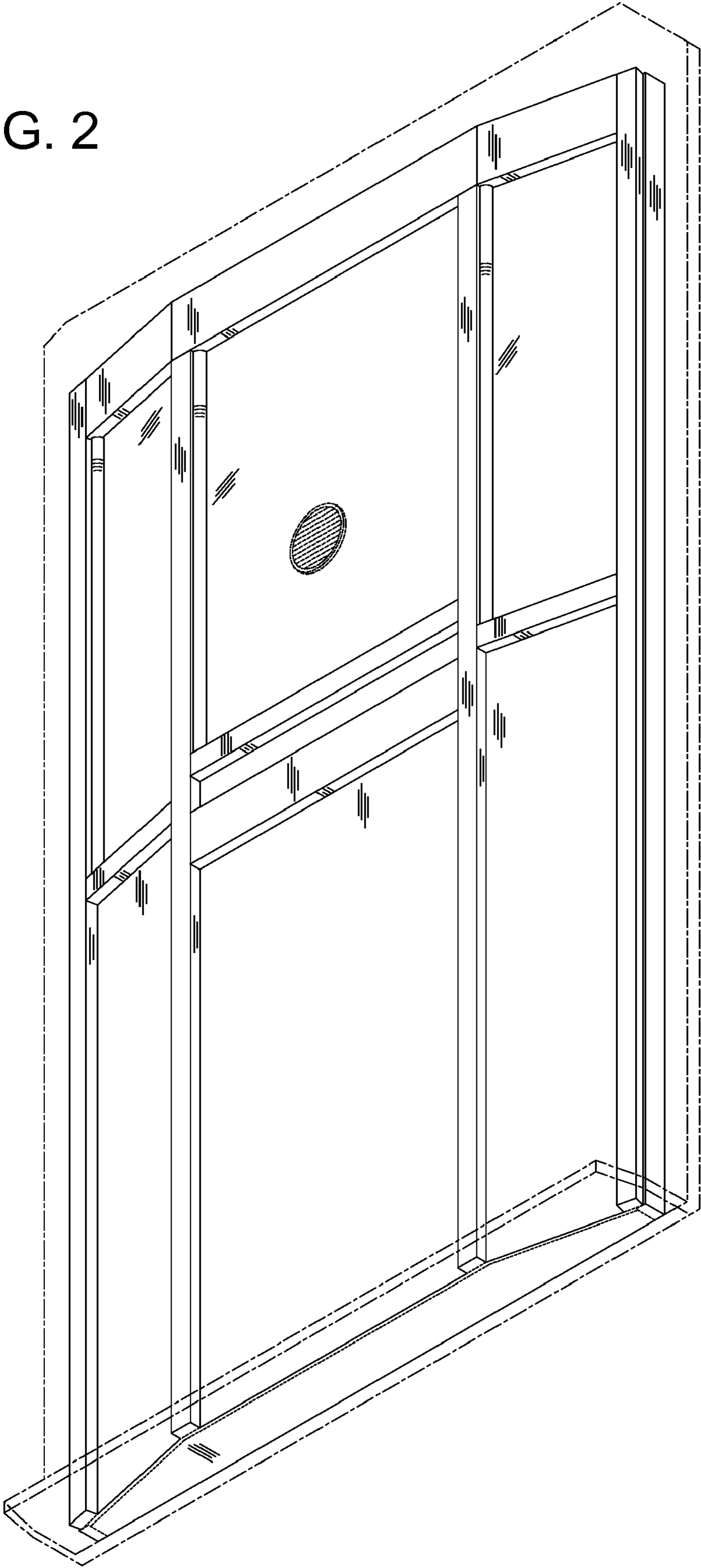


FIG. 5




FIG. 4

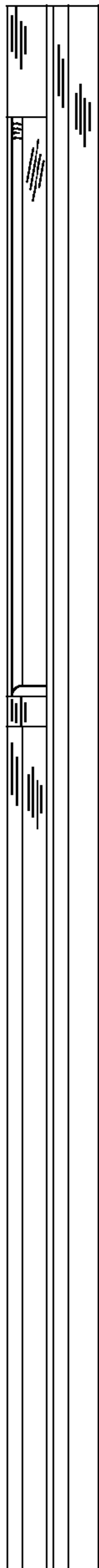


FIG. 3

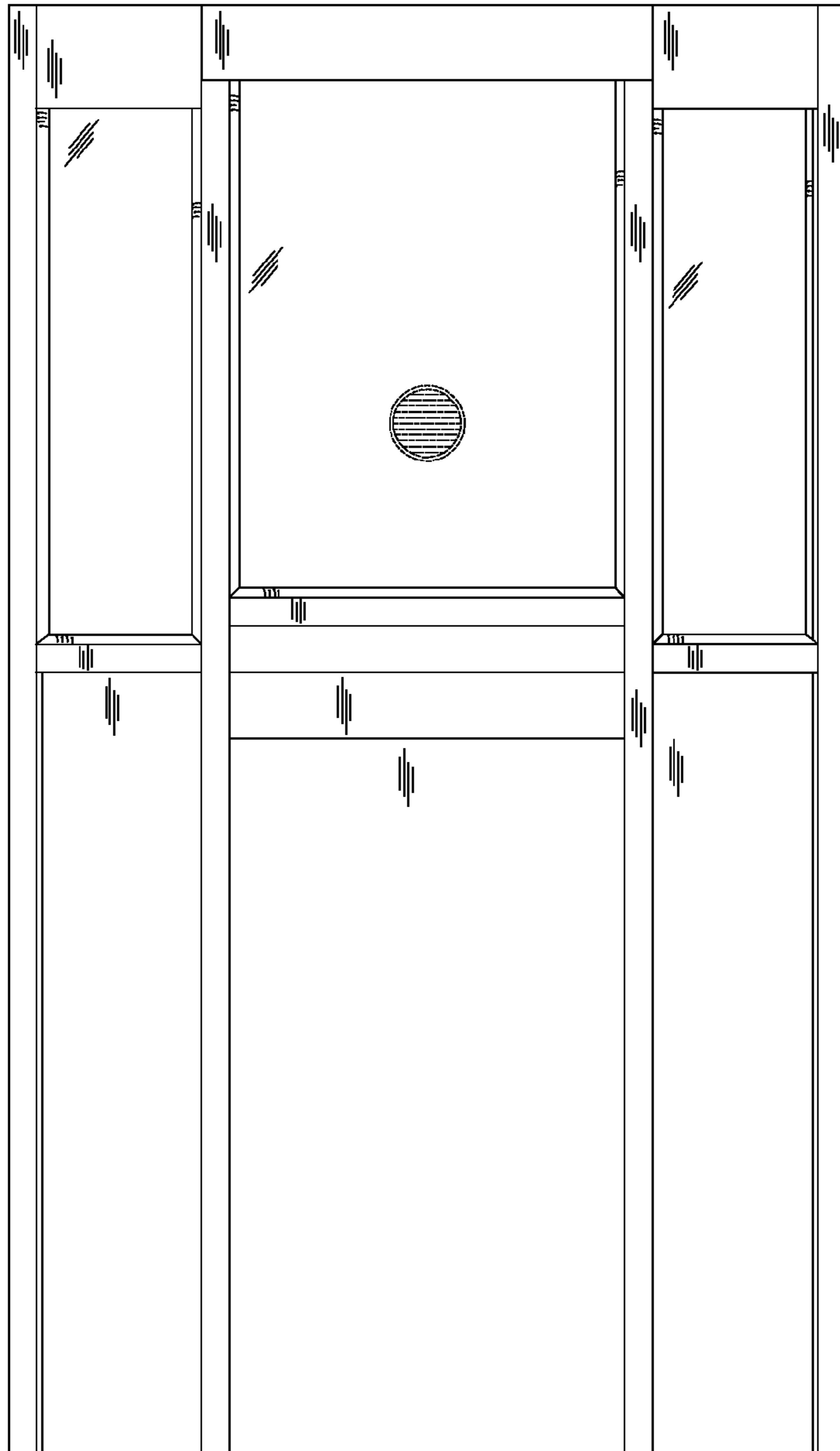


FIG. 6

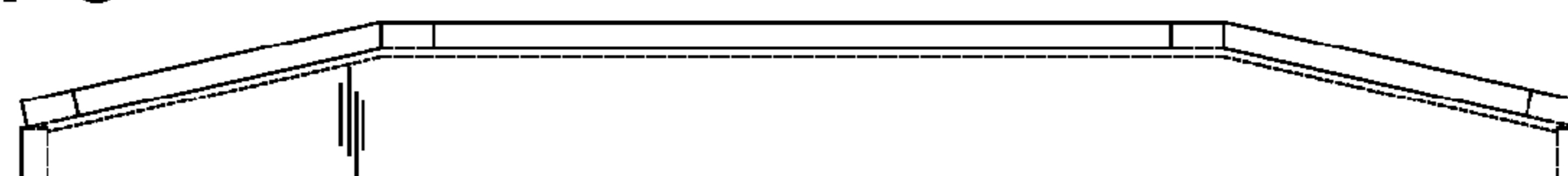


FIG. 8

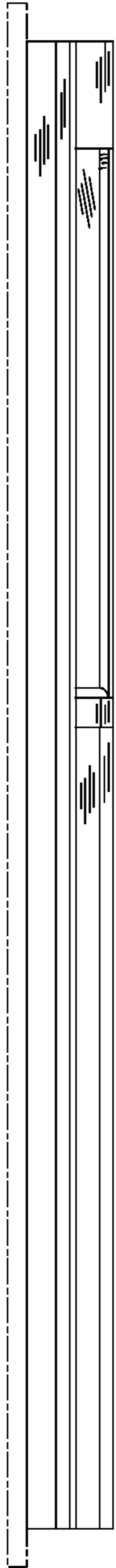


FIG. 9




FIG. 7




FIG. 10




FIG. 11

