



US00D622402S

(12) **United States Design Patent**
Ivey

(10) **Patent No.:** **US D622,402 S**

(45) **Date of Patent:** **** Aug. 24, 2010**

(54) **THERAPY TOOL**

(76) Inventor: **John Edward Ivey**, P.O. Box 2047,
Canon City, CO (US) 81215-2047

(**) Term: **14 Years**

(21) Appl. No.: **29/356,816**

(22) Filed: **Mar. 3, 2010**

Related U.S. Application Data

(62) Division of application No. 12/062,925, filed on Apr. 4, 2008.

(51) **LOC (9) Cl.** **24-04**

(52) **U.S. Cl.** **D24/188**

(58) **Field of Classification Search** D24/188-190,
D24/200; D29/100-102; 2/455, 456, 457,
2/458, 463, 464, 465; 600/9, 15; 602/41,
602/42, 44, 48-53, 75, 76; 128/889, 891,
128/892, 893, 894

See application file for complete search history.

(56) **References Cited**

U.S. PATENT DOCUMENTS

4,607,625	A *	8/1986	Schenck	606/55
D299,539	S *	1/1989	Kennedy	D24/188
D340,990	S *	11/1993	Kawamura	D24/190
D511,835	S *	11/2005	Holland	D24/190

* cited by examiner

Primary Examiner—Holly H Baynham

Assistant Examiner—Michelle E Wilson

(74) *Attorney, Agent, or Firm*—George R. Reardon

(57) **CLAIM**

What is claimed is the ornamental design for a therapy tool, as shown.

DESCRIPTION

FIG. 1 is a perspective view of a therapy tool, showing my new design;

FIG. 2 is a top plan view thereof;

FIG. 3 is a bottom plan view thereof;

FIG. 4 is a right side plan view thereof;

FIG. 5 is a left side plan view thereof;

FIG. 6 is a rear plan view thereof;


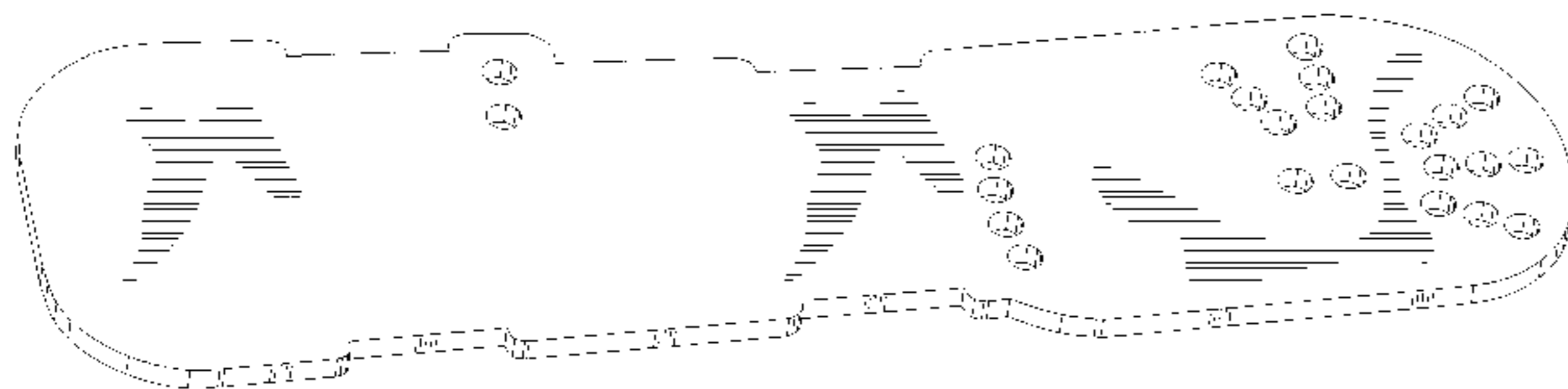
FIG. 7 is a front plan view thereof;

FIG. 8 is a perspective view thereof, the broken lines showing pegs are included for the purpose of illustrating environment and form no part of the claimed design; and,

FIG. 9 is a perspective view thereof, the broken lines showing pegs, straps, a human forearm and hand are included for the purpose of illustrating environment and form no part of the claimed design.

A device for increasing flexibility and range of motion to the wrist and thumb.

1 Claim, 9 Drawing Sheets



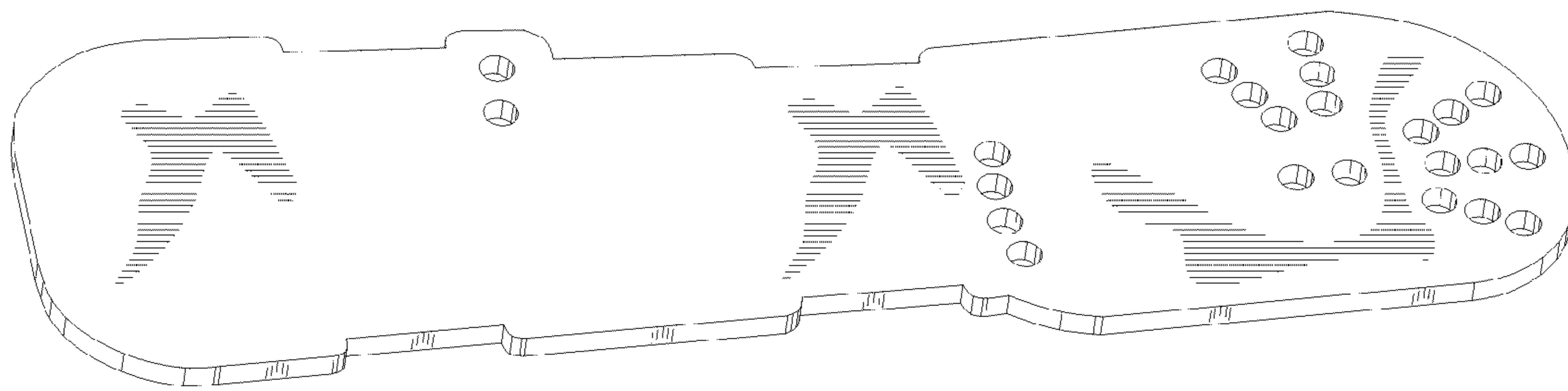


FIG. 1

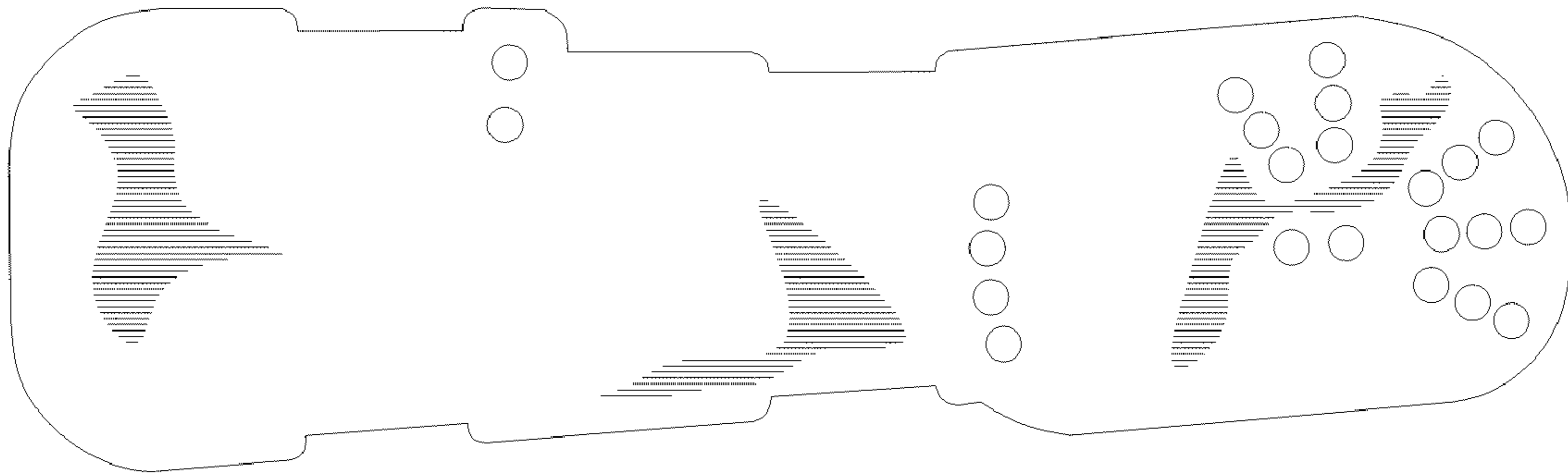


FIG. 2

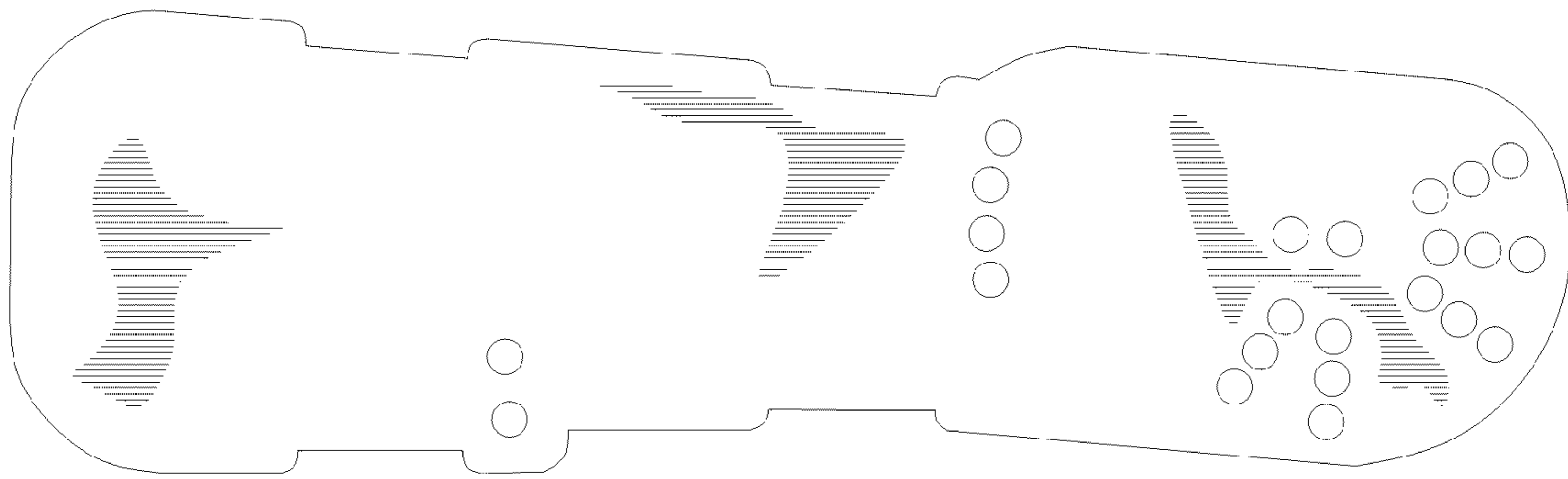


FIG. 3

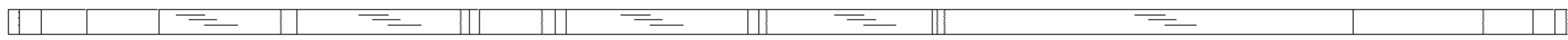


FIG. 4

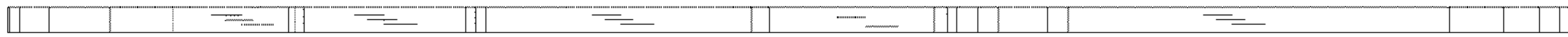


FIG. 5




FIG. 6




FIG. 7

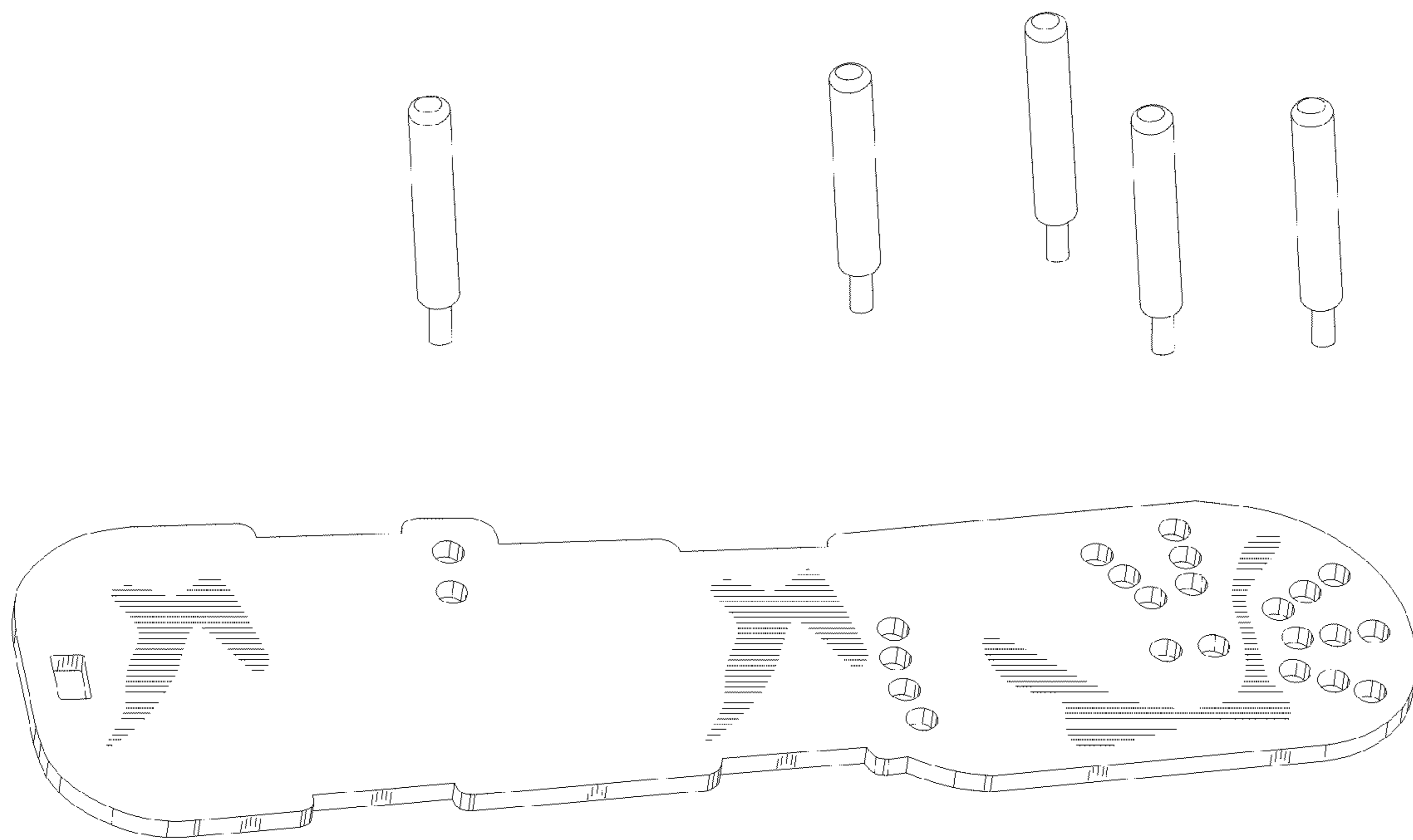


FIG. 8

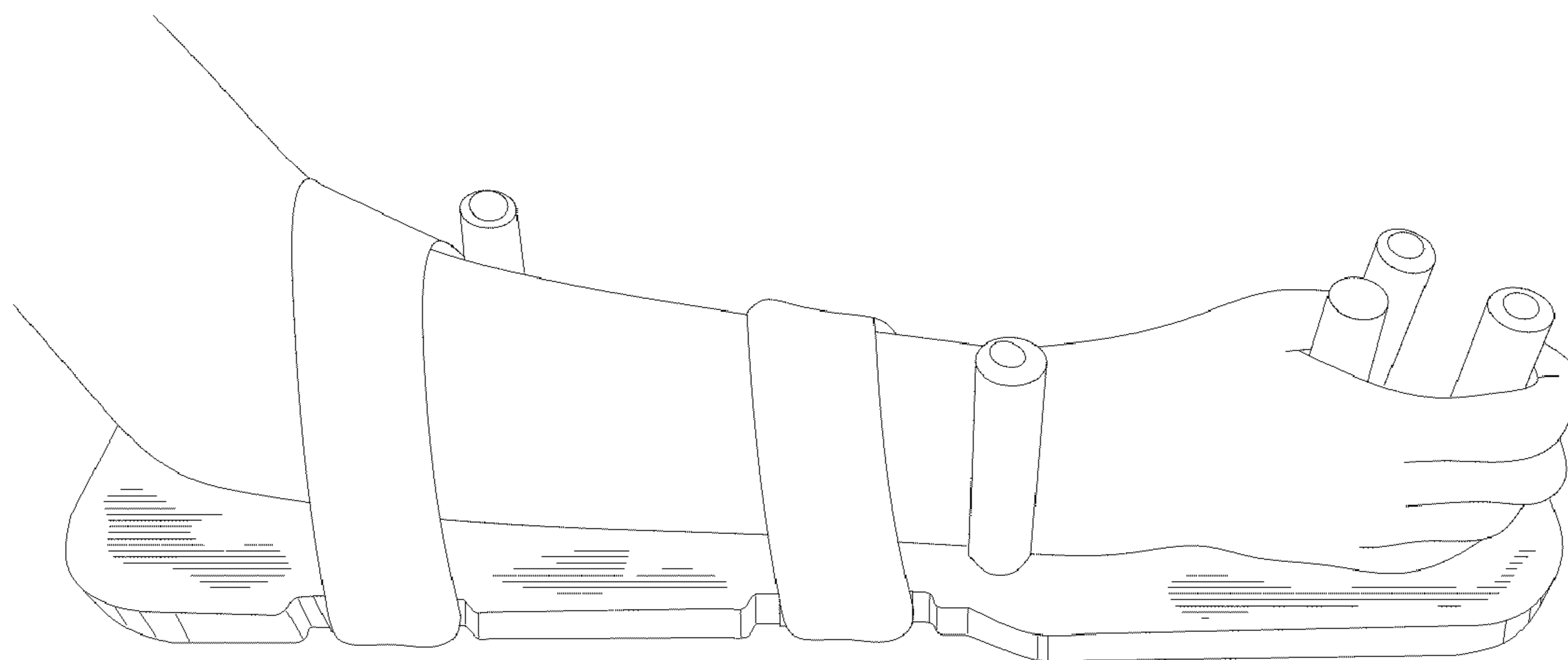


FIG. 9