



US00D622401S

(12) **United States Design Patent**
Suzuki

(10) **Patent No.:** **US D622,401 S**

(45) **Date of Patent:** **** Aug. 24, 2010**

(54) **PROBE FOR AN ULTRASONIC DIAGNOSIS APPARATUS**

(75) Inventor: **Shogo Suzuki**, Kawasaki (JP)

(73) Assignees: **Kabushiki Kaisha Toshiba** (JP);
Toshiba Medical Systems Corporation (JP)

(**) Term: **14 Years**

(21) Appl. No.: **29/354,157**

(22) Filed: **Jan. 20, 2010**

(30) **Foreign Application Priority Data**

Oct. 30, 2009 (JP) 2009-025547

(51) **LOC (9) Cl.** **24-02**

(52) **U.S. Cl.** **D24/187; D24/186**

(58) **Field of Classification Search** D24/107,
D24/141, 158, 164, 165, 167, 170, 186-187,
D24/231; D10/57, 60, 78, 80; 600/407,
600/461, 459; 378/98.7, 98.8, 189

See application file for complete search history.

(56) **References Cited**

U.S. PATENT DOCUMENTS

D245,513 S *	8/1977	Kopel	D10/57
D316,376 S *	4/1991	Dubut	D10/80
D319,793 S *	9/1991	Dubut	D10/60
D328,495 S *	8/1992	Ungari	D24/187
D369,307 S *	4/1996	Imling et al.	D10/78
D387,867 S *	12/1997	Henderson et al.	D24/187
D389,918 S *	1/1998	Ninomiya et al.	D24/186
D389,919 S *	1/1998	Ninomiya et al.	D24/186
D390,959 S *	2/1998	Mesaros et al.	D24/186
D392,044 S *	3/1998	Mesaros et al.	D24/186
D403,421 S *	12/1998	Cody et al.	D24/187
5,897,503 A *	4/1999	Lyon et al.	600/459
D418,226 S *	12/1999	Cody et al.	D24/187
D425,980 S *	5/2000	Last et al.	D24/107

D462,446 S *	9/2002	Felix et al.	D24/187
D467,002 S *	12/2002	Felix et al.	D24/187
D544,606 S *	6/2007	Hasegawa et al.	D24/186
D545,433 S *	6/2007	Messerly et al.	D24/158
D546,460 S *	7/2007	Hasegawa	D24/186
D547,871 S *	7/2007	Watson et al.	D24/186
D550,365 S *	9/2007	Kitayama	D24/186
D555,252 S *	11/2007	Kitayama et al.	D24/186
D596,299 S *	7/2009	Han et al.	D24/186
D596,300 S *	7/2009	Han et al.	D24/186
D598,108 S *	8/2009	Hasegawa	D24/186
D609,352 S *	2/2010	Kitayama	D24/186

FOREIGN PATENT DOCUMENTS

JP	D1128090	12/2001
JP	D1267931	4/2006
JP	D1329229	5/2008

* cited by examiner

Primary Examiner—T. Chase Nelson

Assistant Examiner—Mark Cavanna

(74) *Attorney, Agent, or Firm*—Banner & Witcoff, Ltd.

(57) **CLAIM**

The ornamental design for a probe for an ultrasonic diagnosis apparatus, as shown and described.

DESCRIPTION

FIG. 1 is a front, top and left side perspective view of a probe for an ultrasonic diagnosis apparatus, showing my new design;

FIG. 2 is a front elevational view thereof;

FIG. 3 is a rear elevational view thereof;

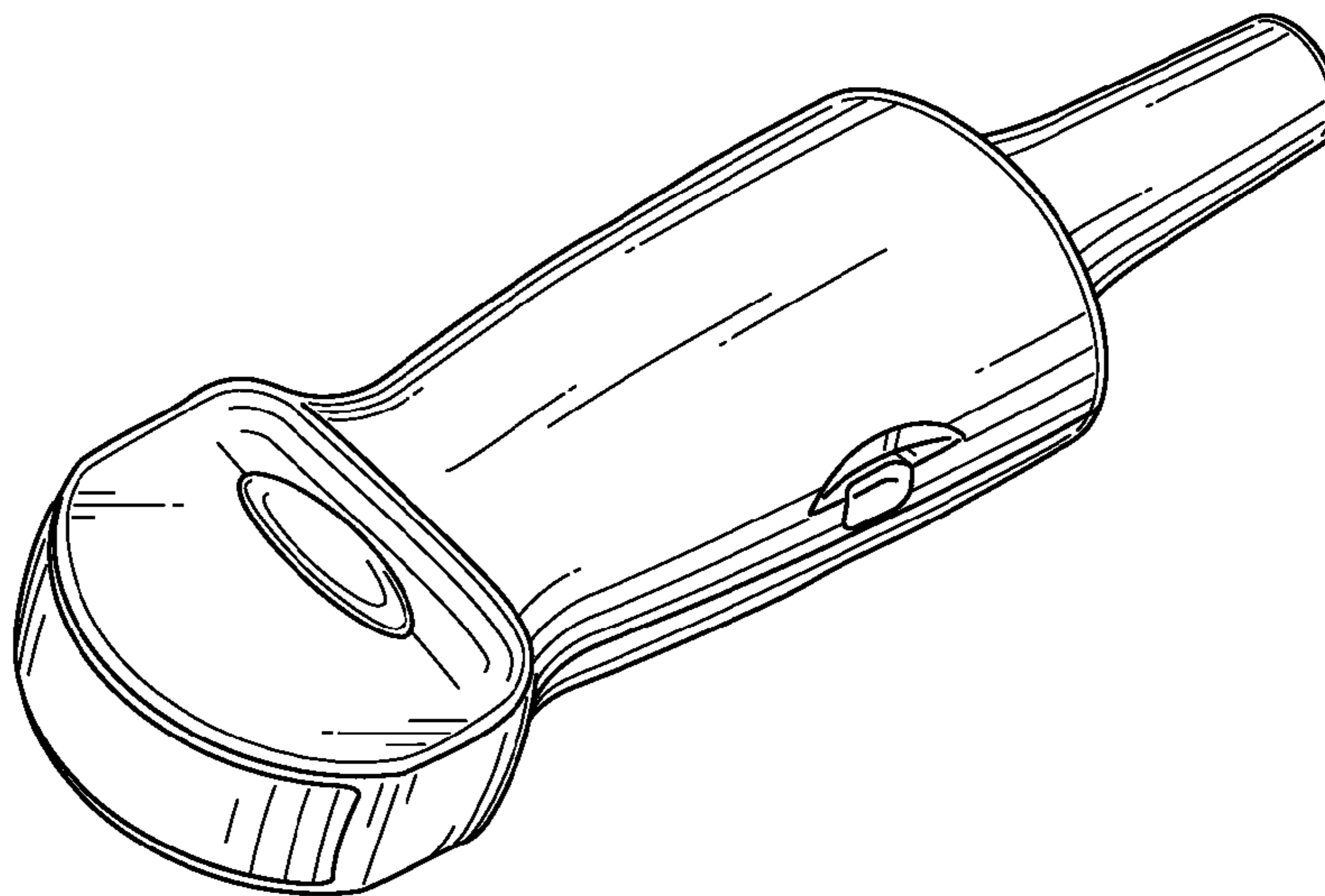
FIG. 4 is a top plan view thereof;

FIG. 5 is a bottom plan view thereof;

FIG. 6 is a right side elevational view thereof; and,

FIG. 7 is a left side elevational view thereof.

1 Claim, 3 Drawing Sheets



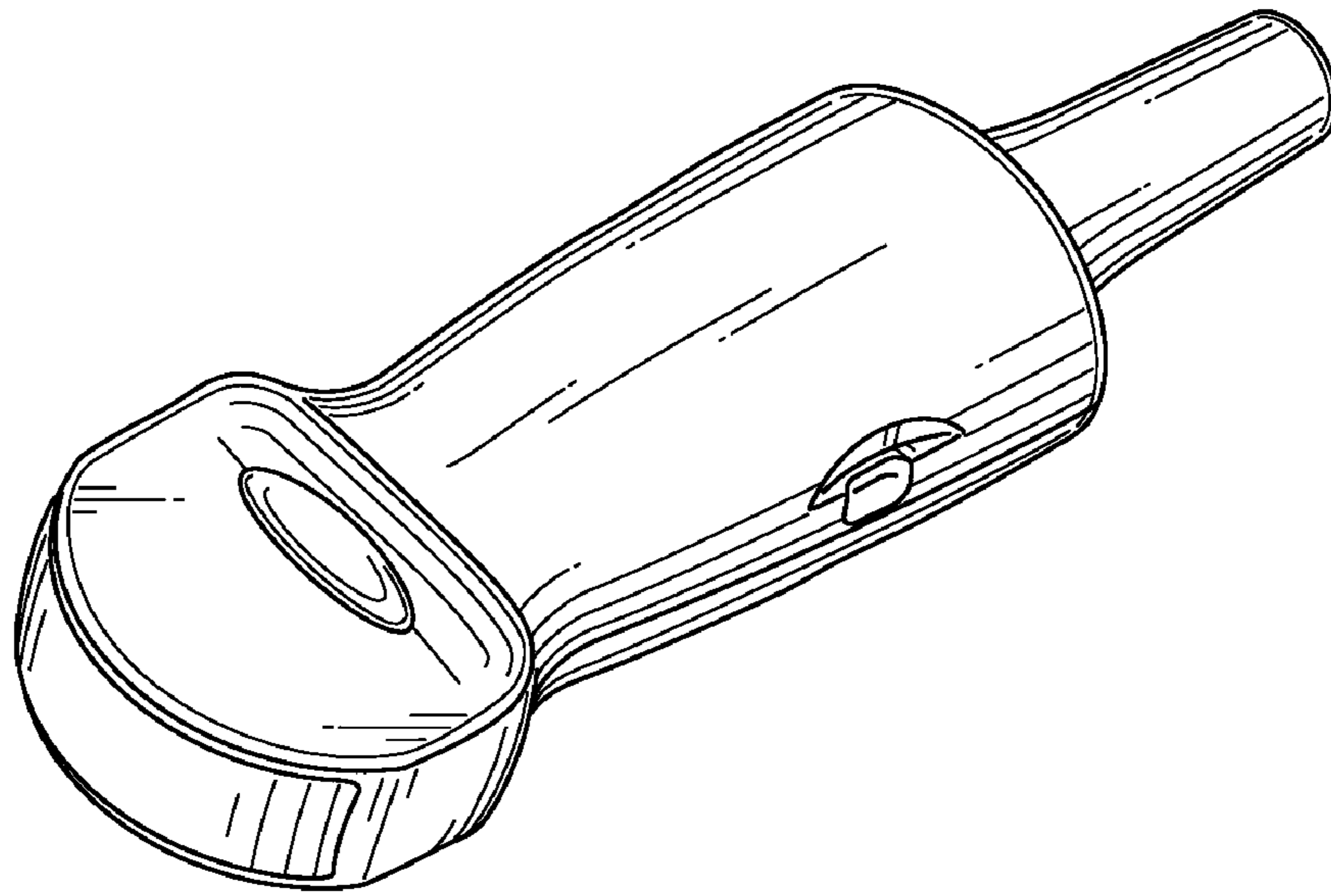


FIG. 1

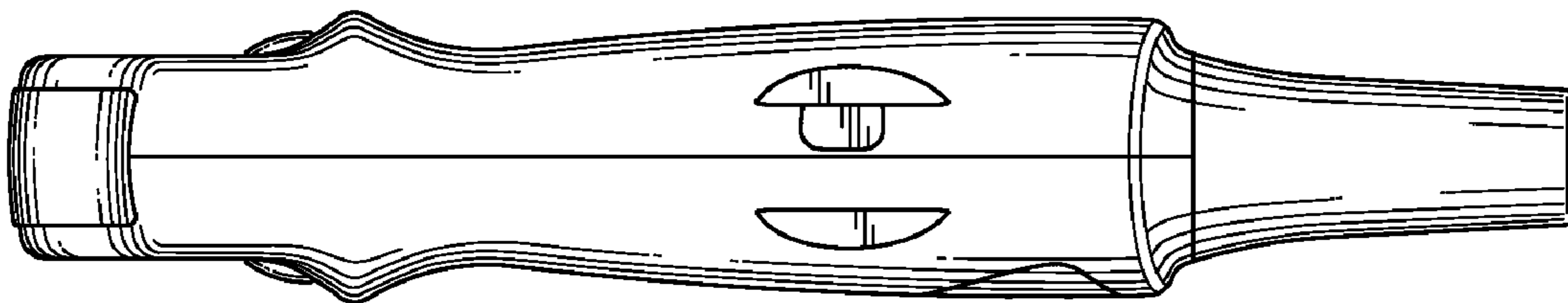


FIG. 2

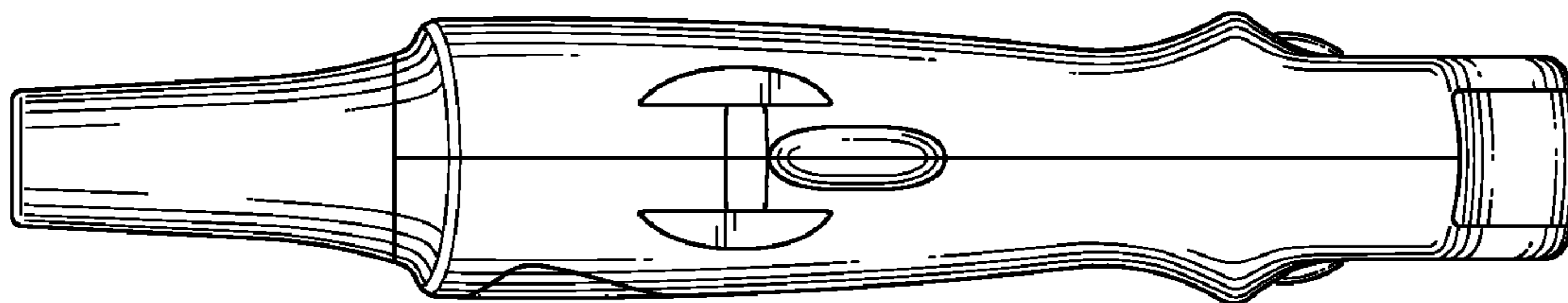


FIG.3

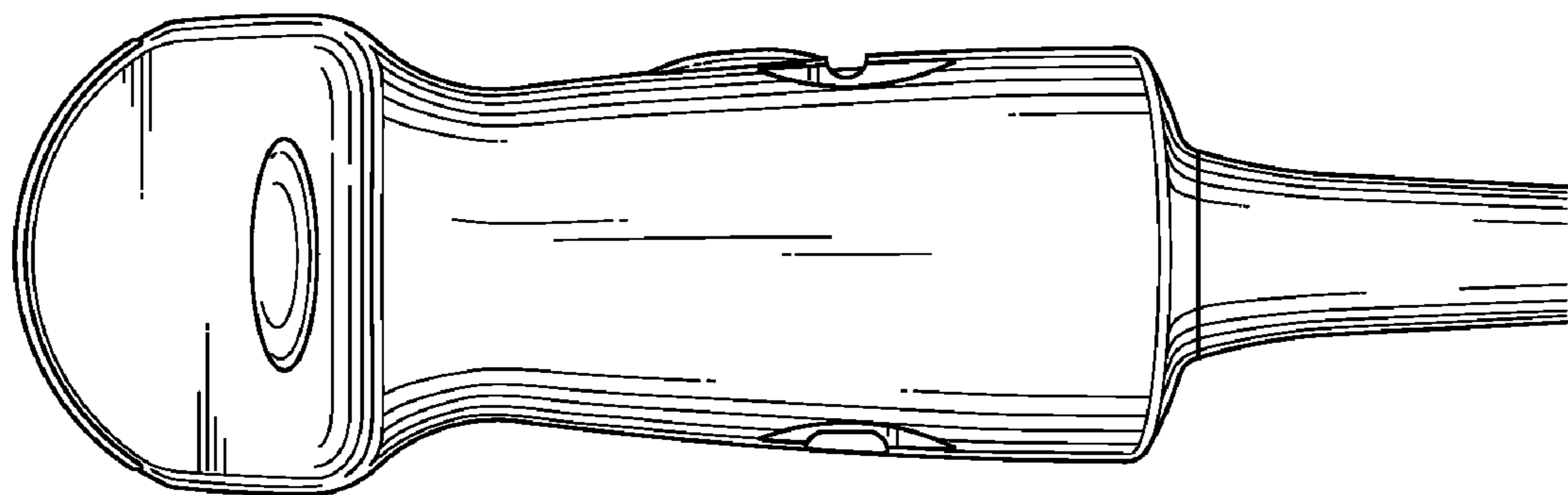


FIG.4

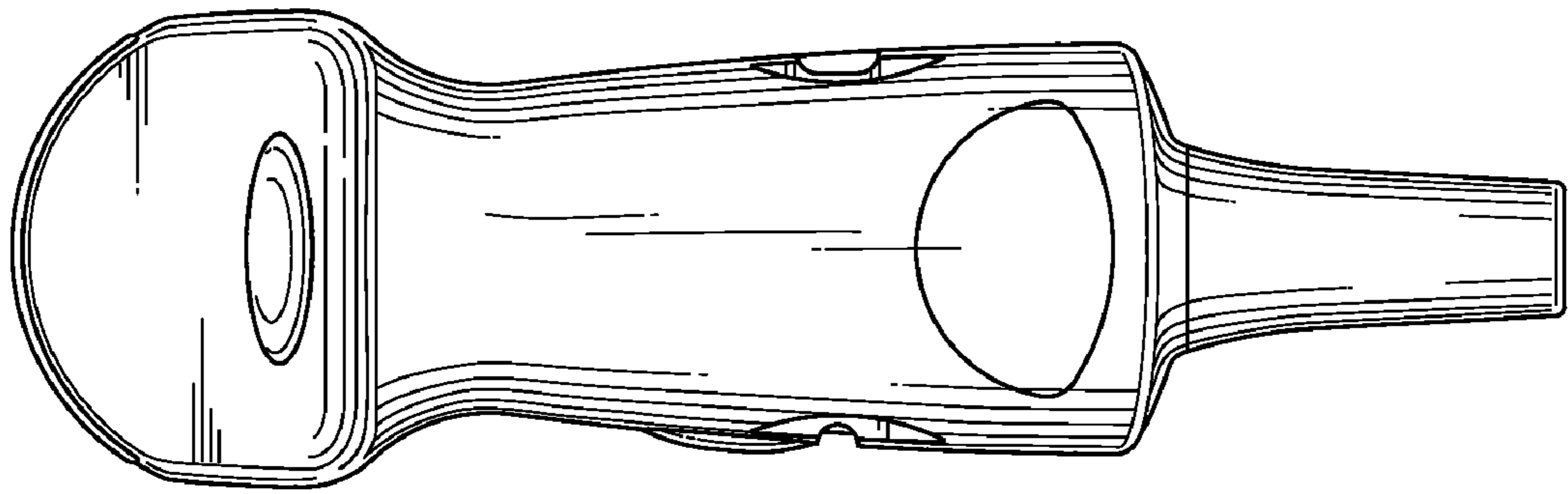


FIG.5

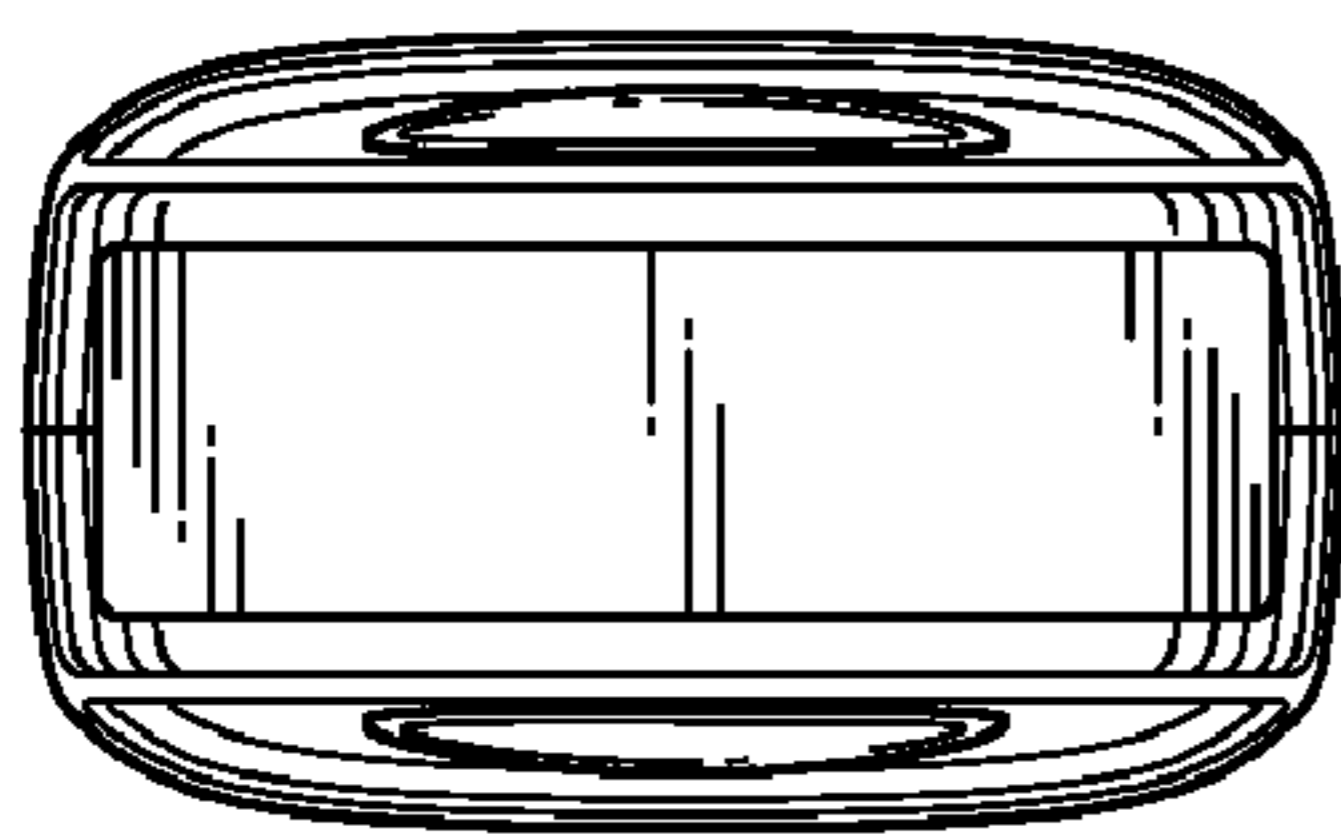


FIG.7

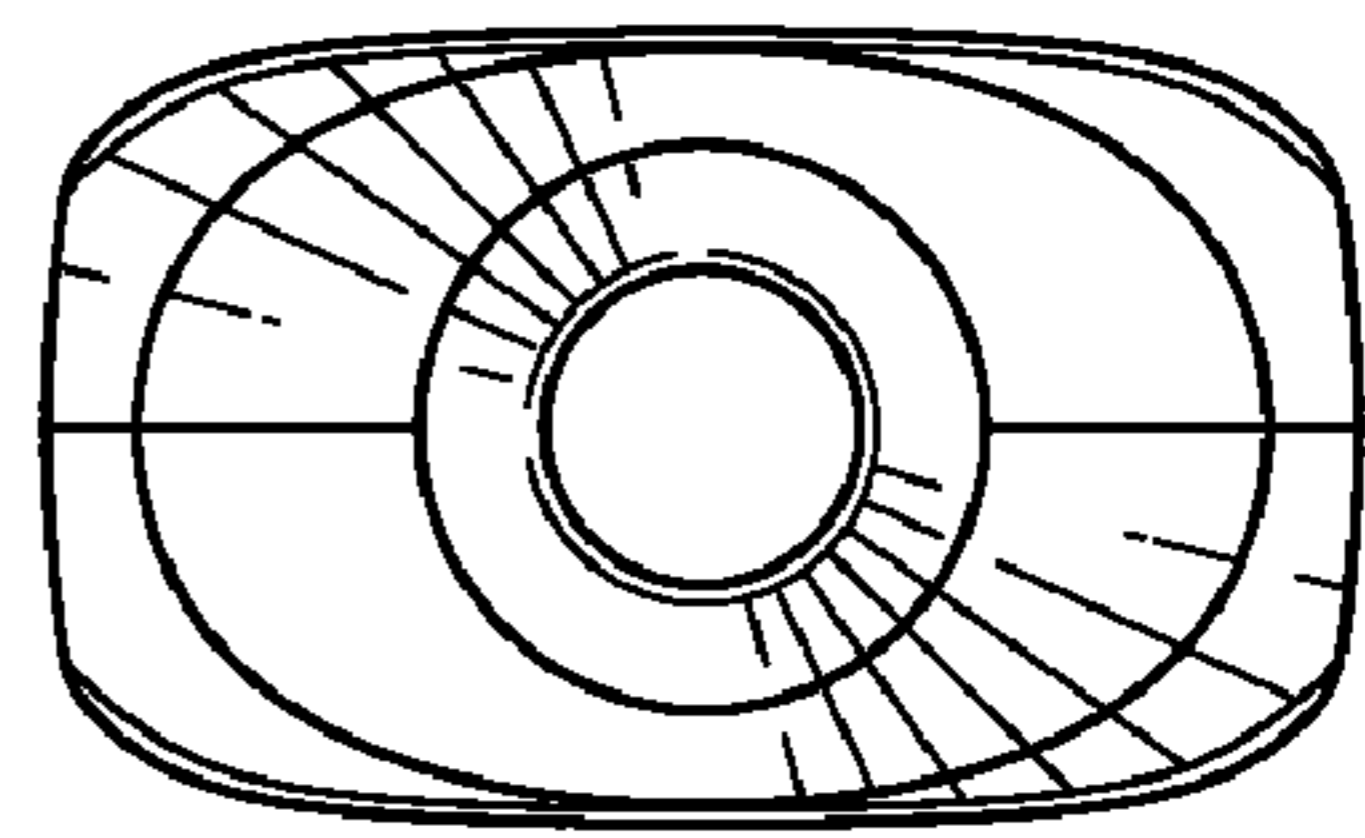


FIG.6