



US00D622399S

(12) **United States Design Patent**
Veon

(10) **Patent No.:** **US D622,399 S**

(45) **Date of Patent:** **** Aug. 24, 2010**

(54) **PATIENT LIFTING PAD**

(76) **Inventor:** **Melanie L. Veon**, 1275 N. Market St.,
East Palestine, OH (US) 44413

(**) **Term:** **14 Years**

(21) **Appl. No.:** **29/354,219**

(22) **Filed:** **Jan. 21, 2010**

(51) **LOC (9) Cl.** **24-01**

(52) **U.S. Cl.** **D24/183; D12/128**

(58) **Field of Classification Search** D24/171,
D24/183-184, 190, 193; D12/128-133;
D34/28, 35, 37; 280/62, 647-650, 29, 200,
280/47.38, 250.1, 259, 642, 658; D3/5, 7,
D3/10-11, 17; 5/89.1, 81.1 T, 723

See application file for complete search history.

(56) **References Cited**

U.S. PATENT DOCUMENTS

2,835,902	A	5/1958	Fash	
4,723,327	A *	2/1988	Smith	5/89.1
4,744,115	A *	5/1988	Marchione	5/81.1 T
4,944,057	A	7/1990	Shaw	
4,947,493	A	8/1990	Salonica	
D325,893	S *	5/1992	Schuster	D24/183
D371,333	S	7/1996	Fennell	
D387,170	S *	12/1997	Schuster	D24/190
D435,493	S	12/2000	Jewell et al.	
D437,263	S *	2/2001	Dahlberg et al.	D12/128
D459,276	S *	6/2002	Dahlberg et al.	D12/128
D474,132	S *	5/2003	Klazynski	D12/128

D486,287	S *	2/2004	Liljedahl	D34/28
D488,107	S *	4/2004	Saunier	D12/128
D501,433	S *	2/2005	Piron	D12/133
D506,710	S *	6/2005	Hurtado	D12/133
D589,848	S *	4/2009	Giduck	D12/128
D589,849	S *	4/2009	Powell et al.	D12/128
7,552,493	B2 *	6/2009	McNulty	5/723
D608,253	S *	1/2010	Giduck	D12/128
D610,491	S *	2/2010	Singleton et al.	D12/128
2002/0053107	A1	5/2002	Hale	

* cited by examiner

Primary Examiner—T. Chase Nelson

Assistant Examiner—Mark Cavanna

(74) *Attorney, Agent, or Firm*—Crossley Patent Law; Mark A. Crossley

(57) **CLAIM**

The ornamental design for a patient lifting pad, as shown and described.

DESCRIPTION

FIG. 1 is a top plan view of a patient lifting pad showing my new design;

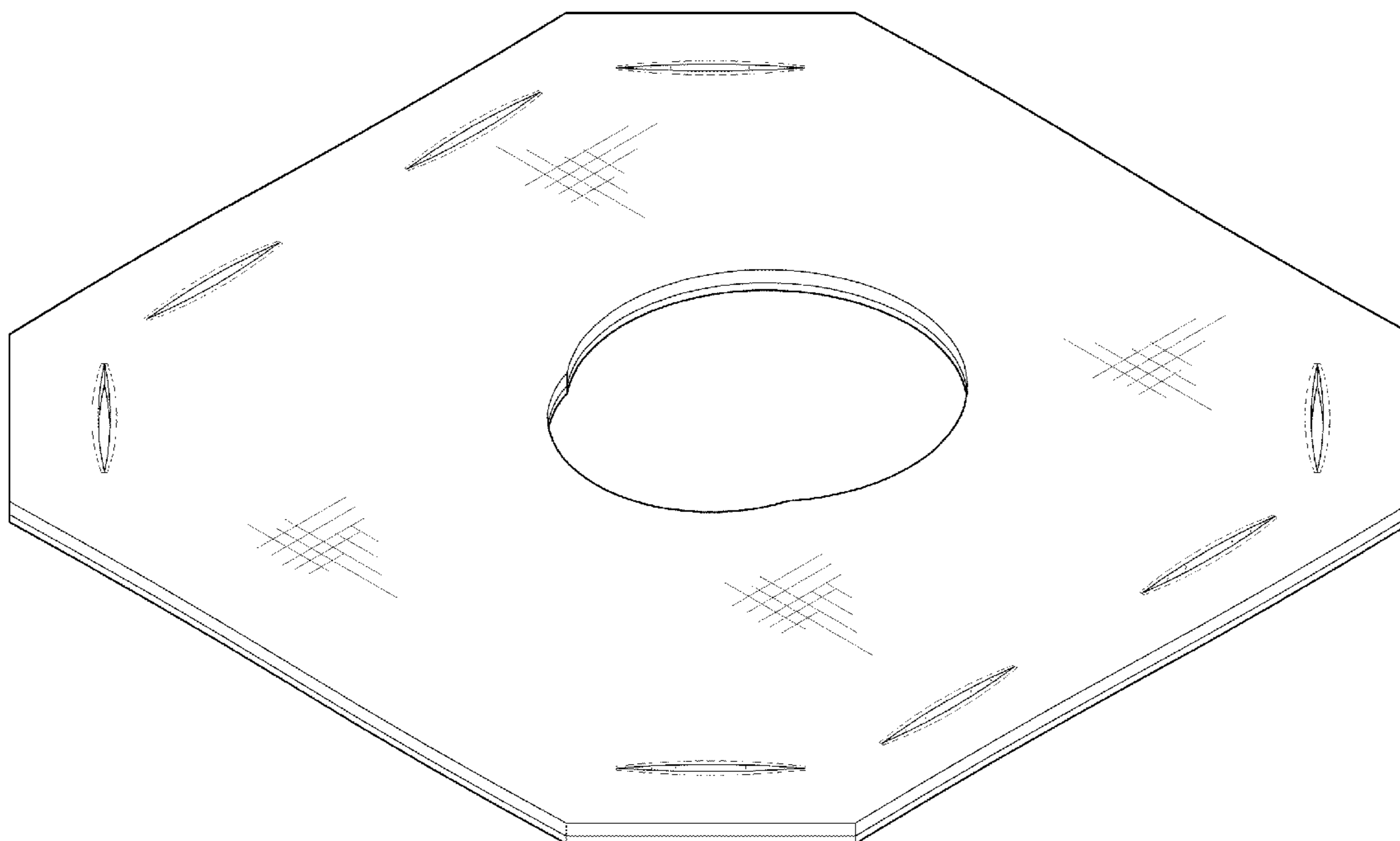
FIG. 2 is a bottom plan view thereof;

FIG. 3 is a right elevation view thereof, the opposite side being a mirror image of the shown; and,

FIG. 4 is an isometric view thereof.

The broken lines in the drawings represent stitching and form part of the claimed design.

1 Claim, 4 Drawing Sheets



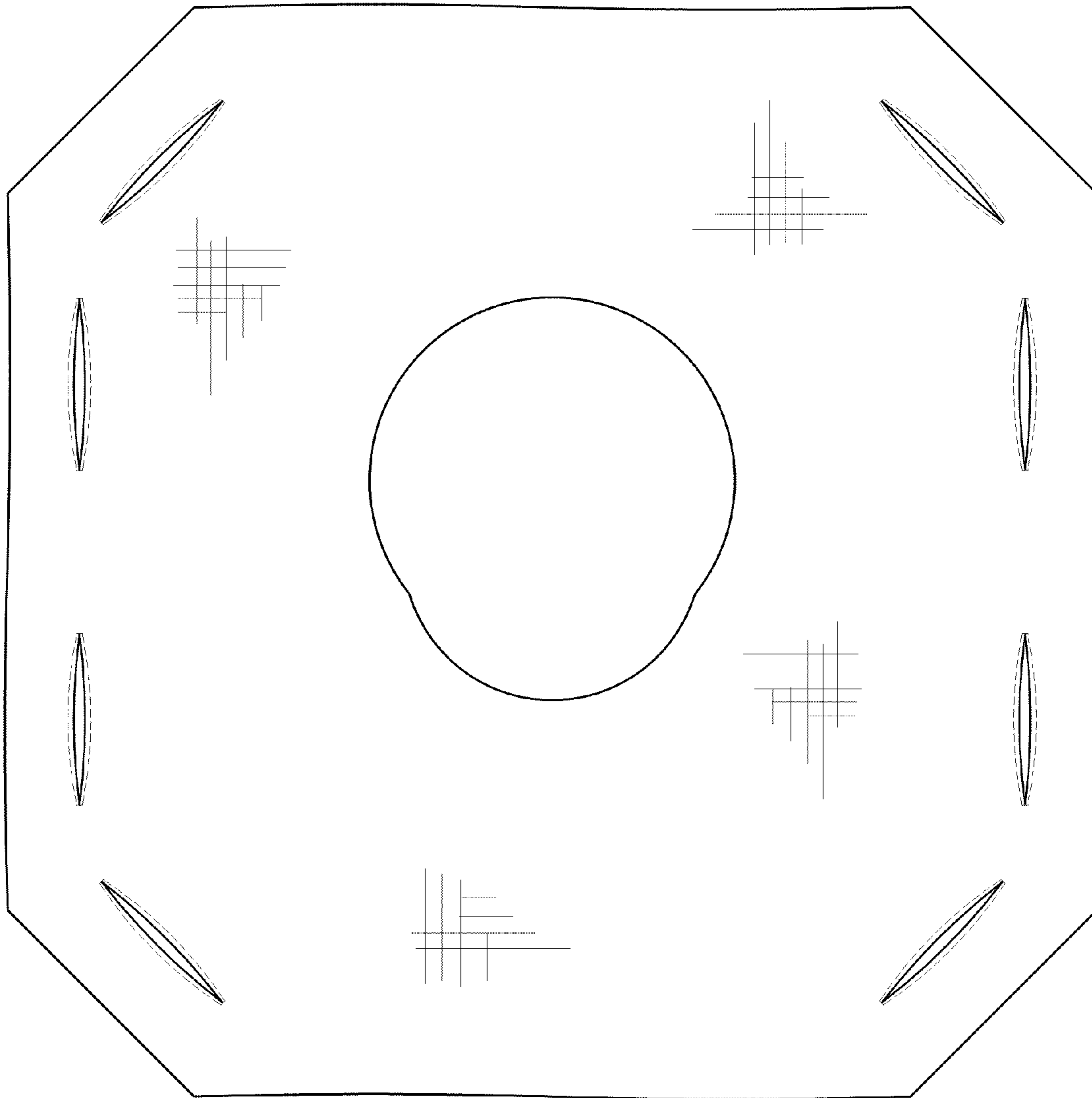


FIG. 1

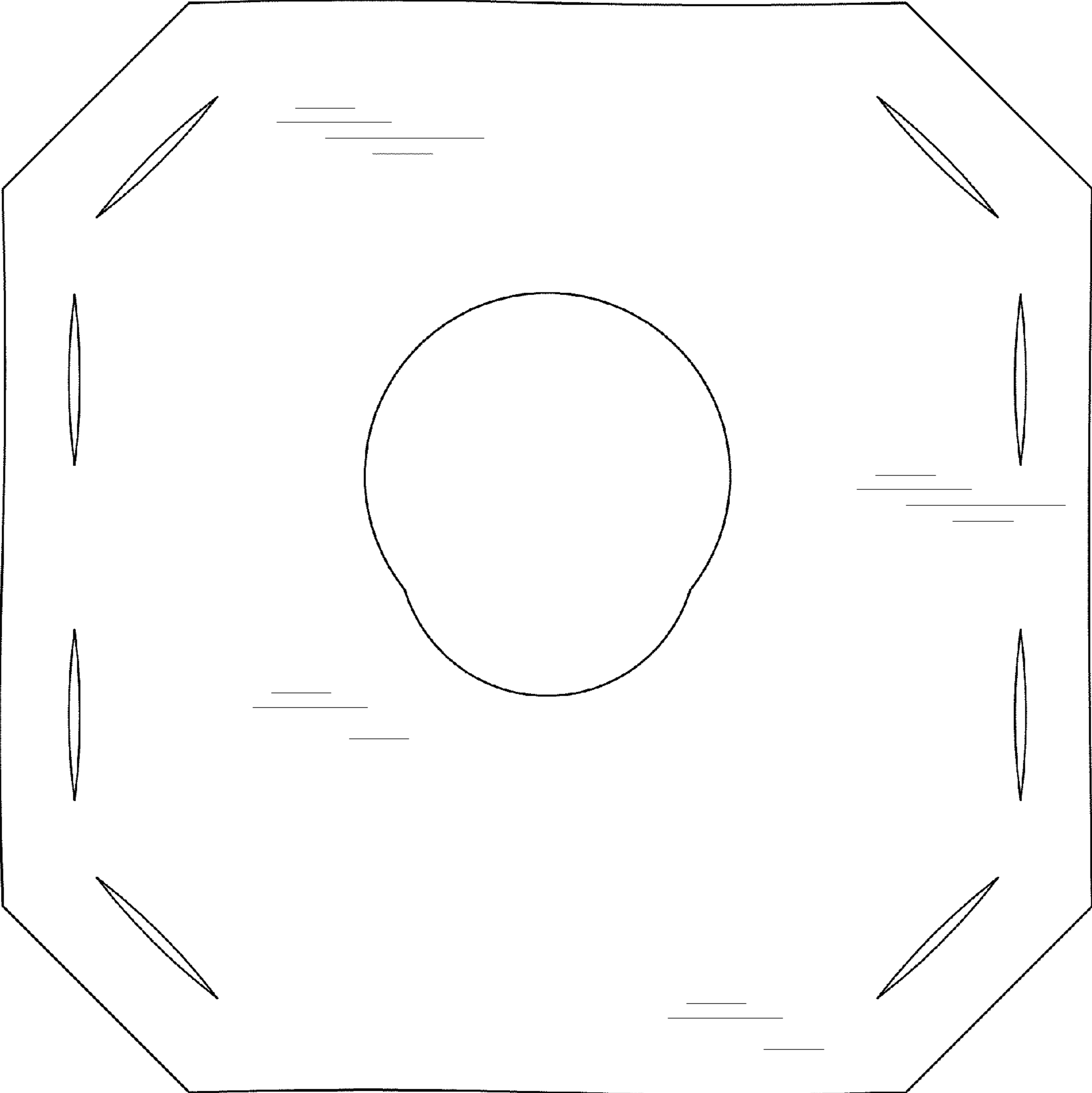


FIG. 2

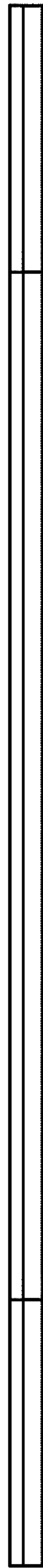


FIG. 3

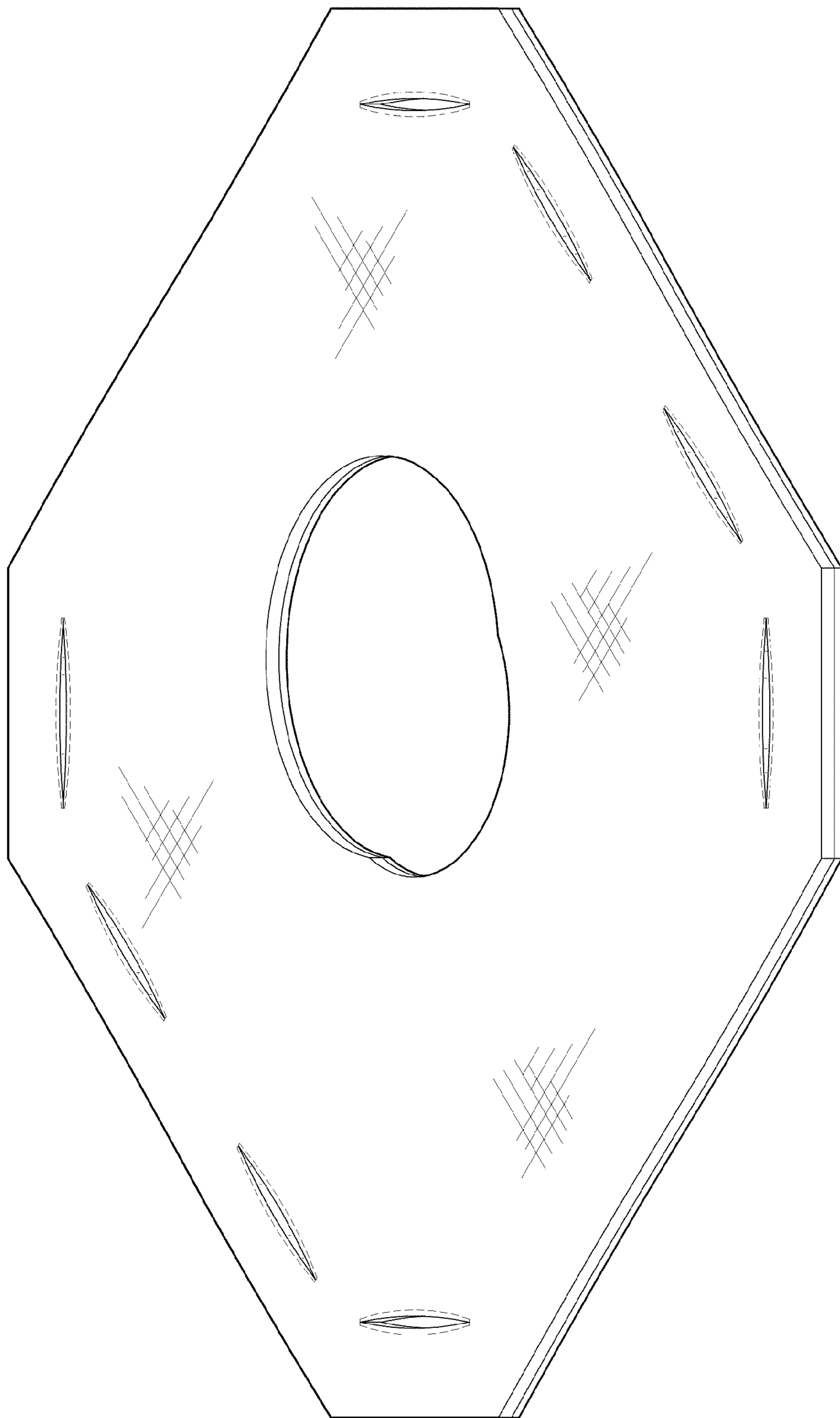


FIG. 4