



US00D622389S

(12) **United States Design Patent**
Henke-Sarmiento

(10) **Patent No.:** **US D622,389 S**

(45) **Date of Patent:** **** Aug. 24, 2010**

(54) **PROTECTIVE DRAPE COVERING FOR
MAGNETIC RESONANCE IMAGING DEVICE**

(75) **Inventor:** **Cynthia Ruth Henke-Sarmiento,**
Lakewood, CO (US)

(73) **Assignee:** **QSUM Biopsy Disposable LLC,**
Boulder, CO (US)

(**) **Term:** **14 Years**

(21) **Appl. No.:** **29/350,902**

(22) **Filed:** **Nov. 25, 2009**

(51) **LOC (9) Cl.** **24-01**

(52) **U.S. Cl.** **D24/158**

(58) **Field of Classification Search** D24/158–161,
D24/186, 183–185; 378/4, 19–21, 23, 25,
378/27, 146, 209; 5/601, 607, 611; 128/852–854;
D6/610

See application file for complete search history.

(56) **References Cited**

U.S. PATENT DOCUMENTS

D199,436 S *	10/1964	Nall	D24/185
4,080,963 A	3/1978	Merry et al.		
4,991,242 A *	2/1991	Brown	5/601
5,363,845 A	11/1994	Chowdhury et al.		
5,538,012 A	7/1996	Wiedner et al.		
5,595,177 A *	1/1997	Mena et al.	378/37
5,602,557 A	2/1997	Duerr		
5,699,802 A	12/1997	Duerr		
5,860,420 A	1/1999	Wiedner et al.		
D410,084 S *	5/1999	Tumey et al.	D24/159
6,023,166 A	2/2000	Eydelman		
6,163,717 A	12/2000	Su		
6,198,962 B1	3/2001	Su		
6,493,572 B1	12/2002	Su		
6,675,037 B1	1/2004	Tsekos		
7,082,631 B2 *	8/2006	Czop	378/209
7,084,630 B2	8/2006	Ludwig		
7,497,819 B2	3/2009	White et al.		
2005/0205099 A1	9/2005	Gellerstedt et al.		

2005/0284487 A1	12/2005	Gellerstedt et al.
2007/0142694 A1	6/2007	Cutrer et al.
2008/0214930 A1	9/2008	Brasile
2008/0275333 A1	11/2008	Fain et al.
2009/0156882 A1	6/2009	Chi Sing et al.
2009/0188098 A1	7/2009	Acosta et al.

OTHER PUBLICATIONS

Dr. Lawrence N. Tanenbaum, Sat Pads Breast Imaging Kits, MRI Sat Pads Breast Imaging Kits—Magmedix Inc., 3 Pages.

* cited by examiner

Primary Examiner—T. Chase Nelson

Assistant Examiner—Anhdao Doan

(74) *Attorney, Agent, or Firm*—Marsh Fischmann & Breyfogle LLP

(57) **CLAIM**

The ornamental design for a protective drape covering for magnetic resonance imaging device, as shown and described.

DESCRIPTION

FIG. 1 is a front view of the protective drape covering for magnetic resonance imaging device;

FIG. 2 is a back view of the protective drape covering for magnetic resonance imaging device;

FIG. 3 is a right side view of the protective drape covering for magnetic resonance imaging device;

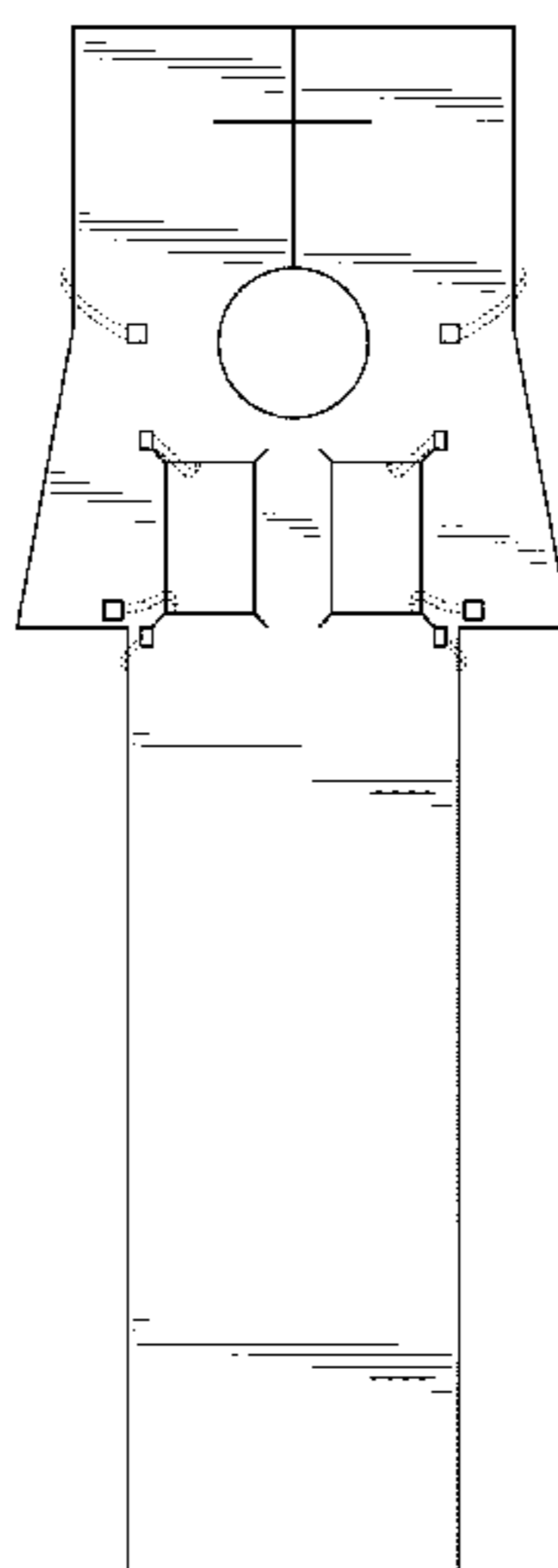
FIG. 4 is a top view of the protective drape covering for magnetic resonance imaging device; and,

FIG. 5 is a bottom view of the protective drape covering for magnetic resonance imaging device; and,

FIG. 6 is a perspective view of the protective covering for magnetic resonance imaging device shown in condition of use.

The features shown in broken lines in FIGS. 1-6 depict environmental and non-claimed subject matter and form no part of the claimed design.

1 Claim, 4 Drawing Sheets



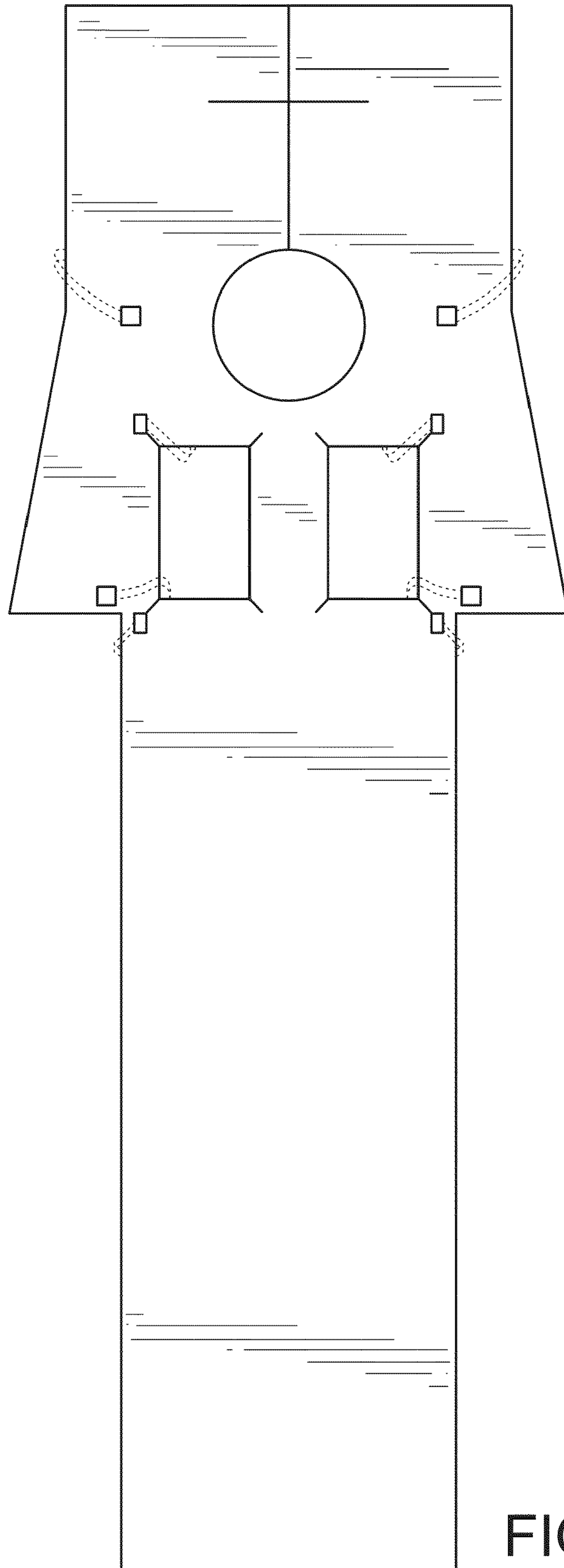


FIG.1

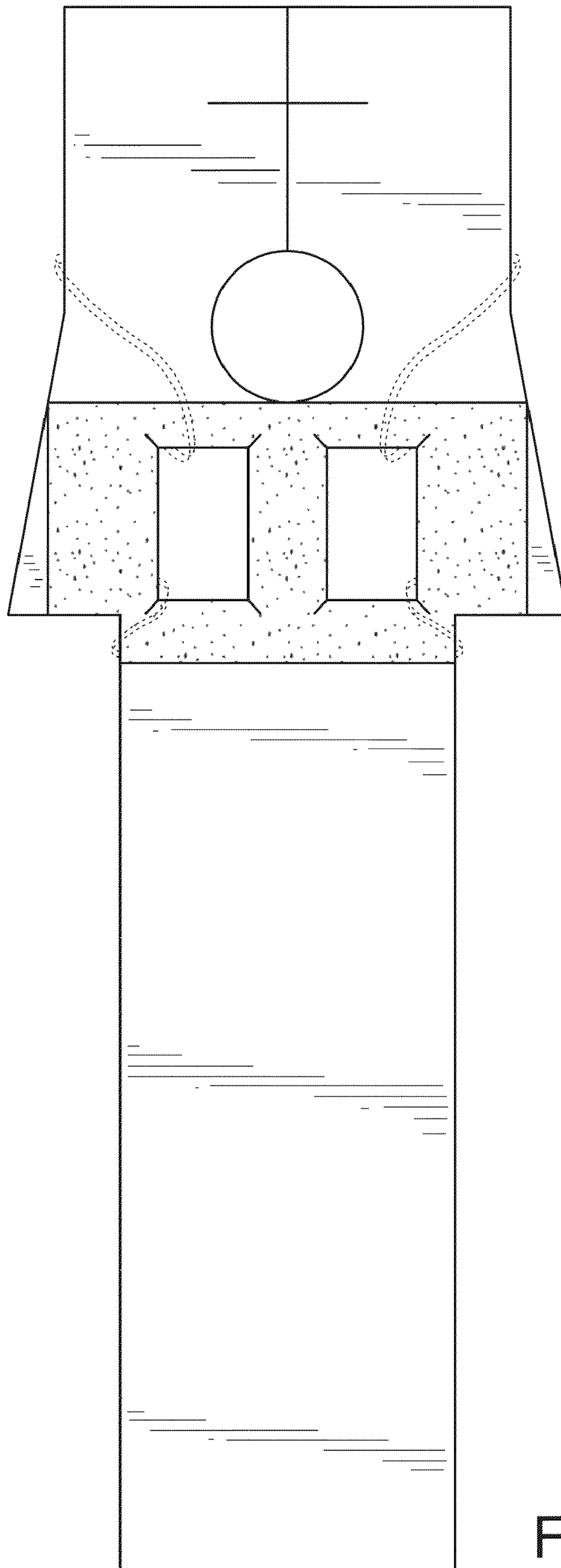


FIG.2

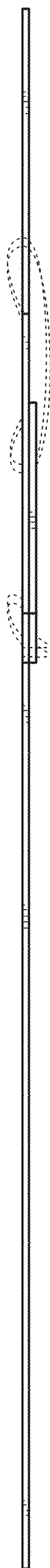


FIG.3




FIG.4




FIG.5

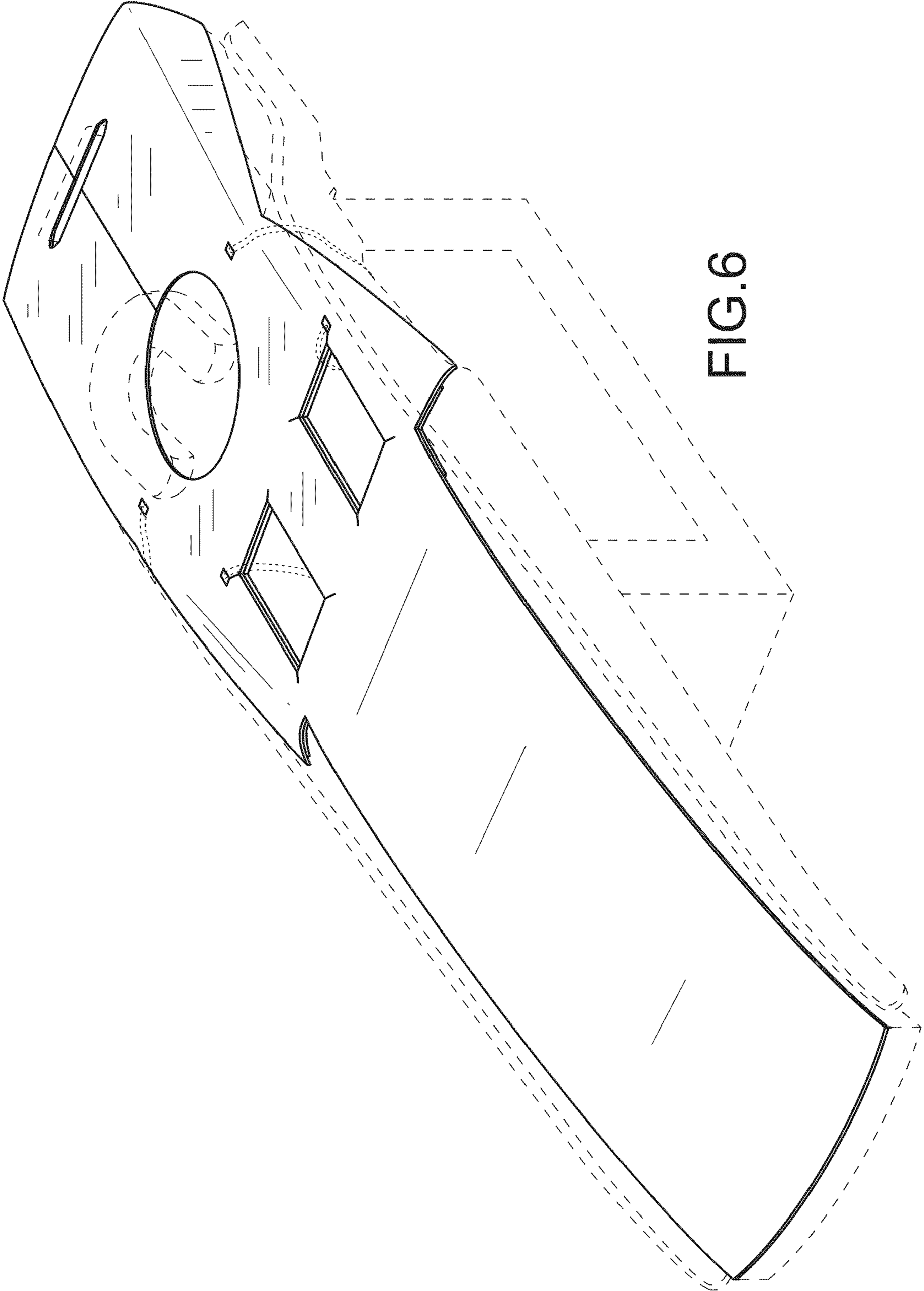


FIG.6

UNITED STATES PATENT AND TRADEMARK OFFICE
CERTIFICATE OF CORRECTION

PATENT NO. : Des. 622,389 S
APPLICATION NO. : 29/350902
DATED : August 24, 2010
INVENTOR(S) : Henke-Sarmiento


Page 1 of 1

It is certified that error appears in the above-identified patent and that said Letters Patent is hereby corrected as shown below:

On the Title Page, Item (73), delete "Disposable" and insert therefor --Disposables--.

Signed and Sealed this

Twelfth Day of October, 2010

A handwritten signature in black ink that reads "David J. Kappos". The signature is written in a cursive style with a large, prominent 'D' and 'K'.

David J. Kappos
Director of the United States Patent and Trademark Office