



US00D622375S

(12) **United States Design Patent**  
**Tsuruoka et al.**

(10) **Patent No.:** **US D622,375 S**

(45) **Date of Patent:** **\*\* Aug. 24, 2010**

(54) **PORTION OF AN INFUSION SOLUTION BAG**

5,578,027 A \* 11/1996 Drago et al. .... 604/408

(75) Inventors: **Tatsuro Tsuruoka**, Naruto (JP);  
**Yasuhiro Ishikawa**, Naruto (JP);  
**Yasushi Nagata**, Naruto (JP)

(Continued)

(73) Assignee: **Otsuka Pharmaceutical Factory, Inc.**,  
Tokushima (JP)

*Primary Examiner*—Elizabeth A Albert

*Assistant Examiner*—Karen E Eldridge Powers

(74) *Attorney, Agent, or Firm*—Osha • Liang LLP

(\*\*) Term: **14 Years**

(21) Appl. No.: **29/302,569**

(22) Filed: **Jan. 18, 2008**

(57) **CLAIM**

The ornamental design for a portion of an infusion solution bag, as shown and described.

(30) **Foreign Application Priority Data**

Jul. 19, 2007 (JP) ..... 2007-019613

**DESCRIPTION**

(51) **LOC (9) Cl.** ..... **24-02**

(52) **U.S. Cl.** ..... **D24/127**

(58) **Field of Classification Search** ..... D9/696,  
D9/702, 703, 704, 705, 706, 708, 709, 710;  
D24/108, 111, 117, 118, 121, 122, 127, 128;  
128/DIG. 24; 206/219; 224/226; 383/22,  
383/23; 424/663; 604/262, 317, 327, 345,  
604/331, 332, 403, 408, 410

See application file for complete search history.

FIG. 1 is a perspective view of a portion of an infusion solution bag according to the invention.

FIG. 2 is a front view of the design according to the invention.

FIG. 3 is a rear view of the design according to the invention.

FIG. 4 is a top plan view of the design according to the invention.

FIG. 5 is a bottom plan view of the design according to the invention.

FIG. 6 is a right side view of the design according to the invention.

FIG. 7 is an enlarged detail view of the design according to the invention.

FIG. 8 is a section view of 8—8 from FIG. 7 of the design according to the invention; and,

FIG. 9 is a section view of 9—9 from FIG. 7 of the design according to the invention.

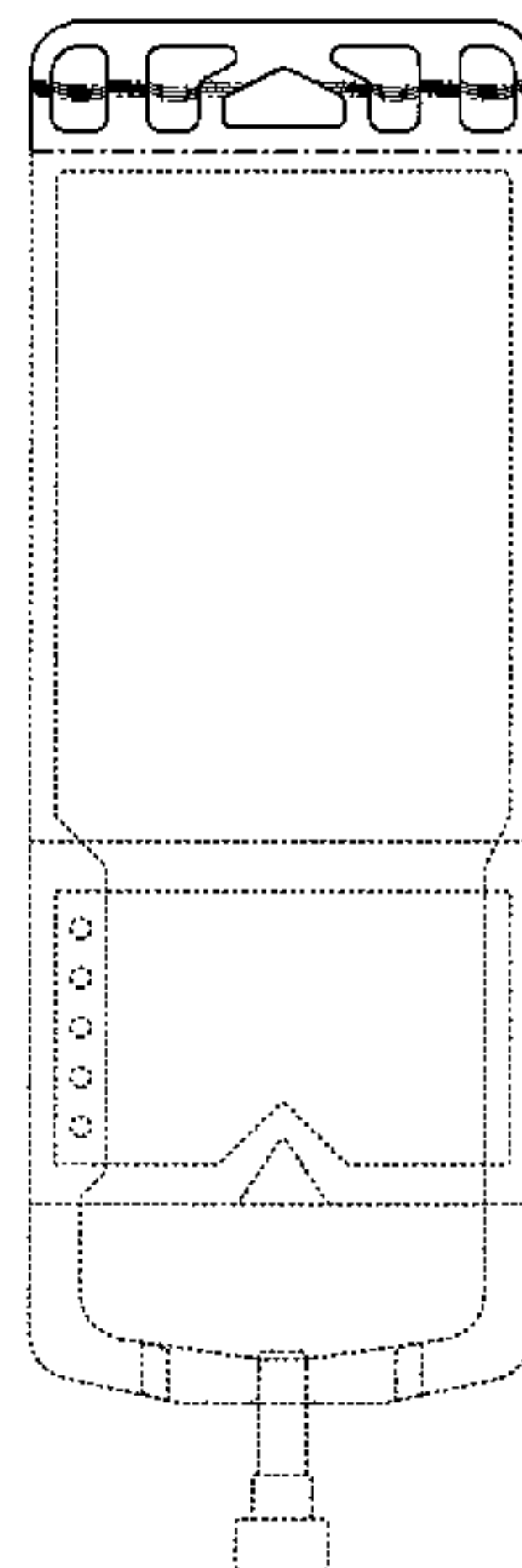
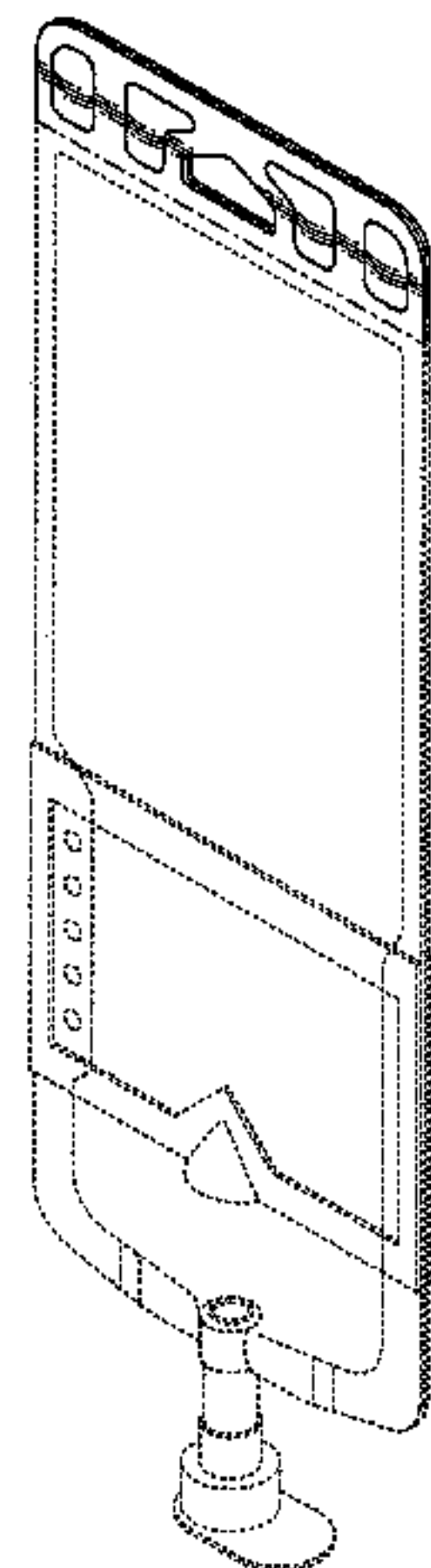
The dash-dot-dash broken lines in the drawings represent the bounds of the claimed design while all other broken lines are directed to environment and are for illustrative purposes only; the broken lines form no part of the claimed invention.

(56) **References Cited**

**U.S. PATENT DOCUMENTS**

D237,018 S *	9/1975	Betka et al. ....	D24/118
3,915,212 A *	10/1975	Bujan et al. ....	604/408
4,270,533 A *	6/1981	Andreas ....	604/142
4,282,863 A *	8/1981	Beigler et al. ....	604/262
4,294,250 A *	10/1981	Dennehey ....	604/403
4,484,920 A *	11/1984	Kaufman et al. ....	604/416
4,559,053 A *	12/1985	Porges ....	604/408
4,596,573 A *	6/1986	Donnan et al. ....	604/415
5,066,290 A *	11/1991	Measells et al. ....	604/408
5,176,634 A *	1/1993	Smith et al. ....	604/87
5,279,589 A *	1/1994	Feldman ....	604/262
5,364,384 A *	11/1994	Grabenkort et al. ....	604/408
5,364,385 A *	11/1994	Harms et al. ....	604/410
5,391,163 A *	2/1995	Christine et al. ....	604/408

**1 Claim, 5 Drawing Sheets**



# US D622,375 S

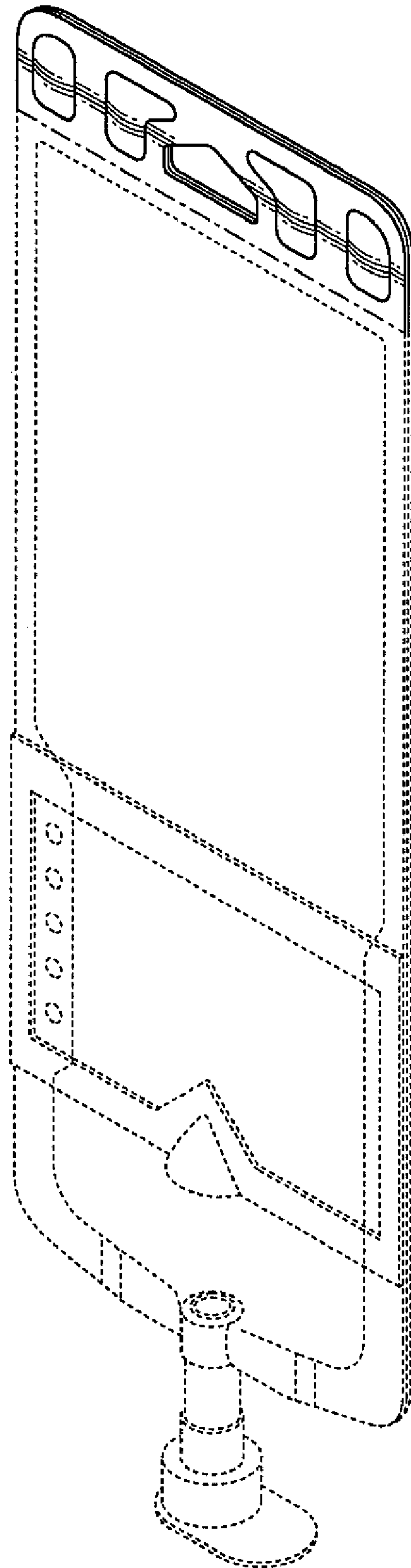
Page 2

---

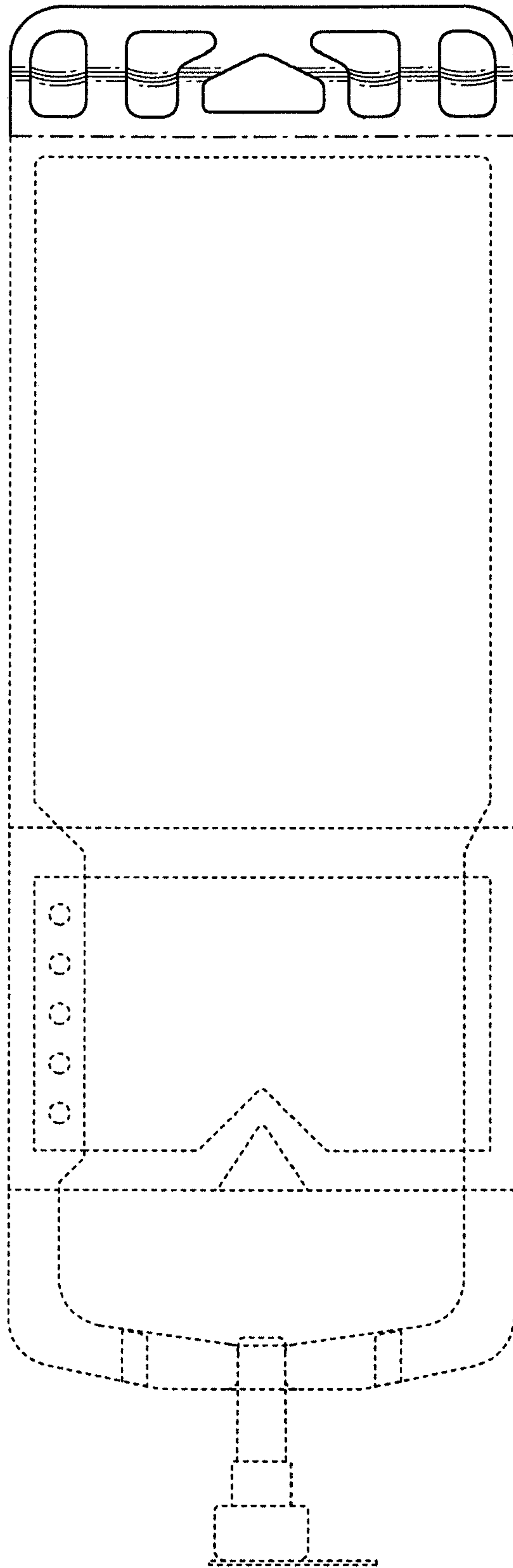
## U.S. PATENT DOCUMENTS

D385,961 S *	11/1997	Niedospial et al. ....	D24/118	D539,904 S *	4/2007	Inoue et al. ....	D24/118
D395,136 S *	6/1998	Ropiak et al. ....	D24/118	D552,235 S *	10/2007	Inoue et al. ....	D24/118
D399,560 S *	10/1998	Niedospial et al. ....	D24/118	D555,787 S *	11/2007	Inoue et al. ....	D24/118
D400,246 S *	10/1998	Niedospial et al. ....	D24/118	D560,799 S *	1/2008	Inoue et al. ....	D24/118
D400,253 S *	10/1998	Niedospial et al. ....	D24/118	D567,940 S *	4/2008	Inoue et al. ....	D24/118
D402,366 S *	12/1998	Barney et al. ....	D24/118	7,442,189 B2 *	10/2008	Curutcharry ....	604/416
D407,816 S *	4/1999	Barney et al. ....	D24/118	D603,042 S *	10/2009	Sato et al. ....	D24/118
D408,533 S *	4/1999	Niedospial et al. ....	D24/118	D603,957 S *	11/2009	Sato et al. ....	D24/118
5,984,912 A *	11/1999	Niedospial et al. ....	604/408	2007/0073263 A1 *	3/2007	Liu et al. ....	604/408


\* cited by examiner



**FIG. 1**



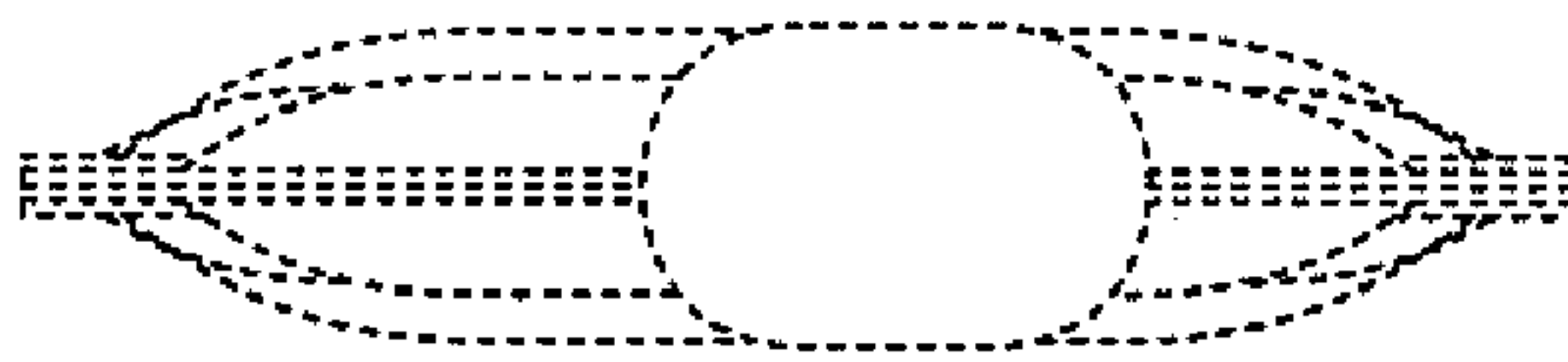
**FIG. 2**



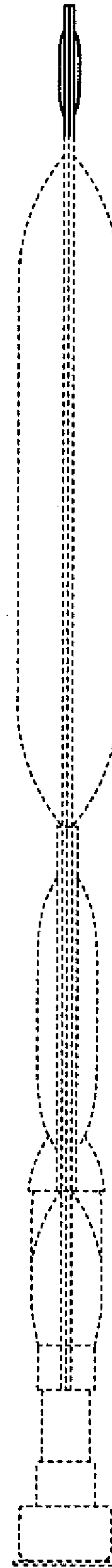
**FIG. 3**



**FIG. 4**



**FIG. 5**



**FIG. 6**

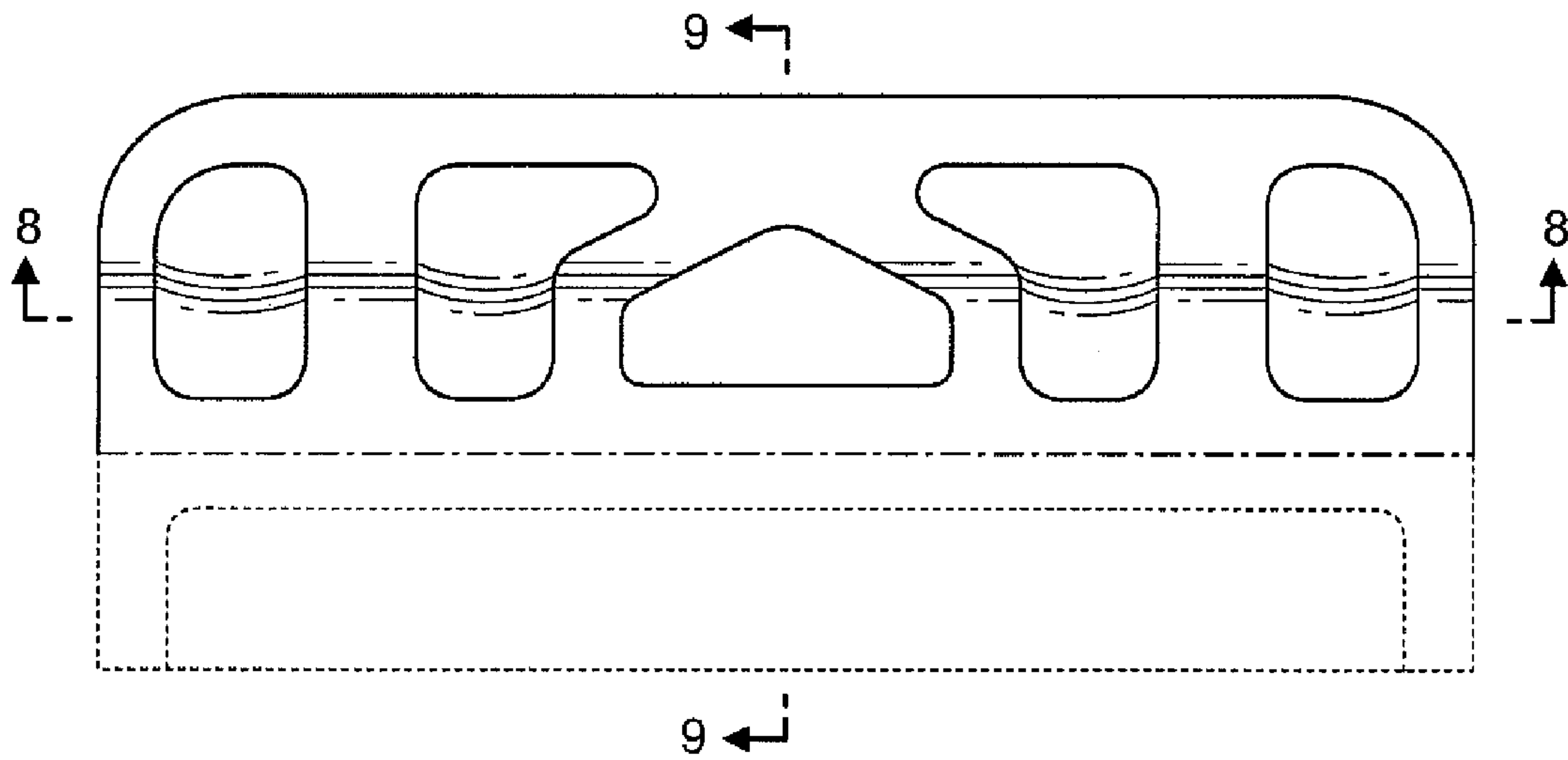


FIG. 7



FIG. 8

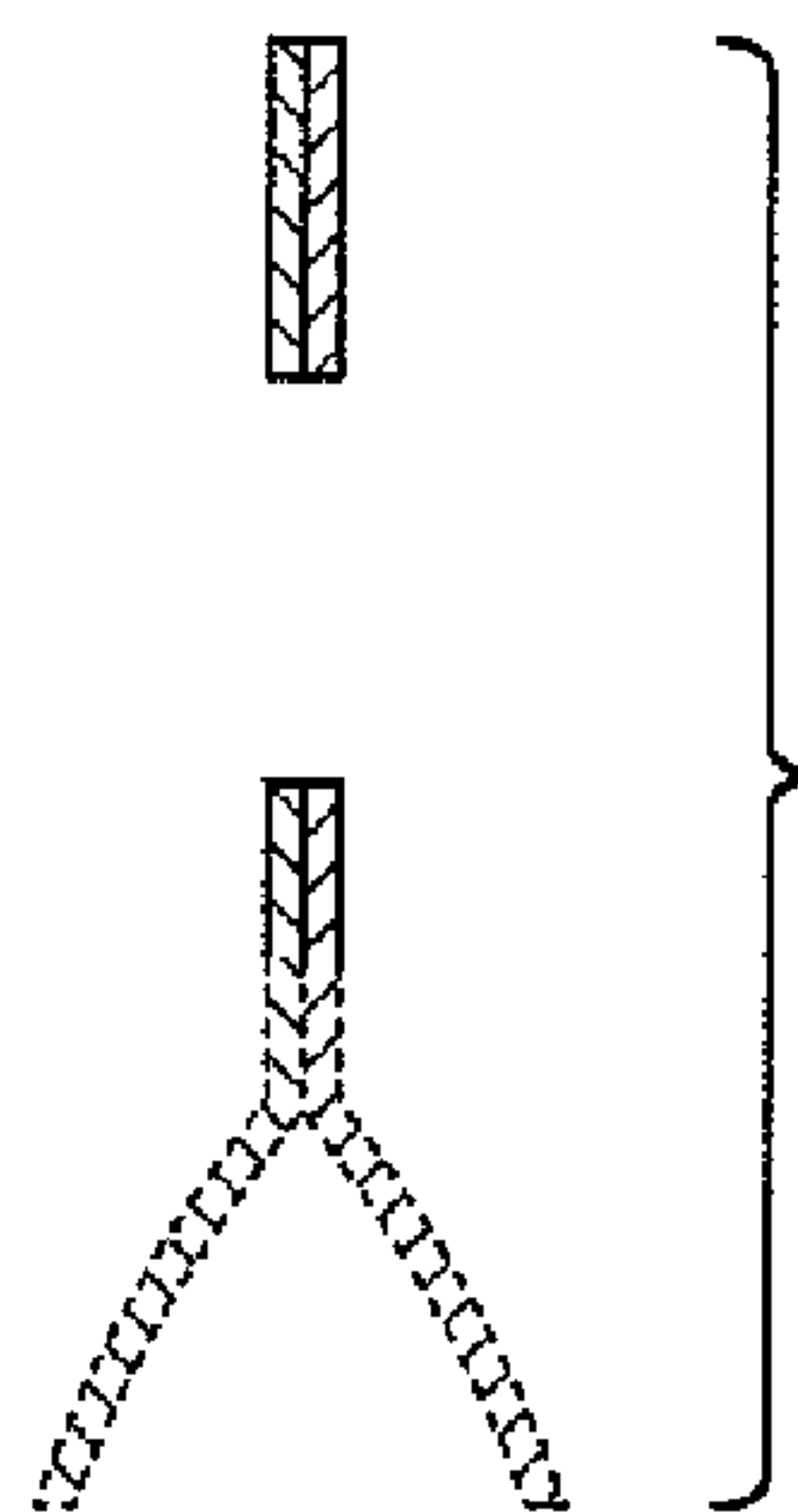


FIG. 9



UNITED STATES PATENT AND TRADEMARK OFFICE  
**CERTIFICATE OF CORRECTION**

PATENT NO. : Des. 622,375 S  
APPLICATION NO. : 29/302569  
DATED : August 24, 2010  
INVENTOR(S) : Tatsuro Tsuruoka et al.


Page 1 of 1

It is certified that error appears in the above-identified patent and that said Letters Patent is hereby corrected as shown below:

On the title page, section (56) References Cited, line 3, the words  
~~--**Betka et al.**--~~ are erroneously added.

Signed and Sealed this

Thirtieth Day of November, 2010

A handwritten signature in black ink that reads "David J. Kappos". The signature is written in a cursive, flowing style.

David J. Kappos  
*Director of the United States Patent and Trademark Office*