



US00D622368S

(12) **United States Design Patent**
Takahashi et al.

(10) **Patent No.:** **US D622,368 S**

(45) **Date of Patent:** **** Aug. 24, 2010**

(54) **LID OF WATER CLOSET**

D318,722 S * 7/1991 Kohler et al. D23/311

(75) Inventors: **Yasushi Takahashi**, Kitakyusyu (JP);
Masahiro Maruhashi, Kitakyusyu (JP)

* cited by examiner

Primary Examiner—Robert A Delehanty

(73) Assignee: **Toto Ltd.**, Kitakyusyu-Shi (JP)

(74) *Attorney, Agent, or Firm*—Birch, Stewart, Kolasch & Birch, LLP

(**) Term: **14 Years**

(57) **CLAIM**

(21) Appl. No.: **29/327,935**

The ornamental design for a lid of water closet, as shown and described.

(22) Filed: **Nov. 14, 2008**

(30) **Foreign Application Priority Data**

DESCRIPTION

May 16, 2008 (JP) 2008-012328

FIG. 1 is a perspective view of the top, front and right side of a lid of water closet showing our new design;

(51) **LOC (9) Cl.** **23-02**

FIG. 2 is a front view thereof;

(52) **U.S. Cl.** **D23/311**

FIG. 3 is a rear view thereof;

(58) **Field of Classification Search** D23/303,
D23/309, 311–312; 4/234, 242.1, 902
See application file for complete search history.

FIG. 4 is a left side view thereof;

FIG. 5 is a right side view thereof;

FIG. 6 is a top plan view thereof; and,

FIG. 7 is a bottom view thereof.

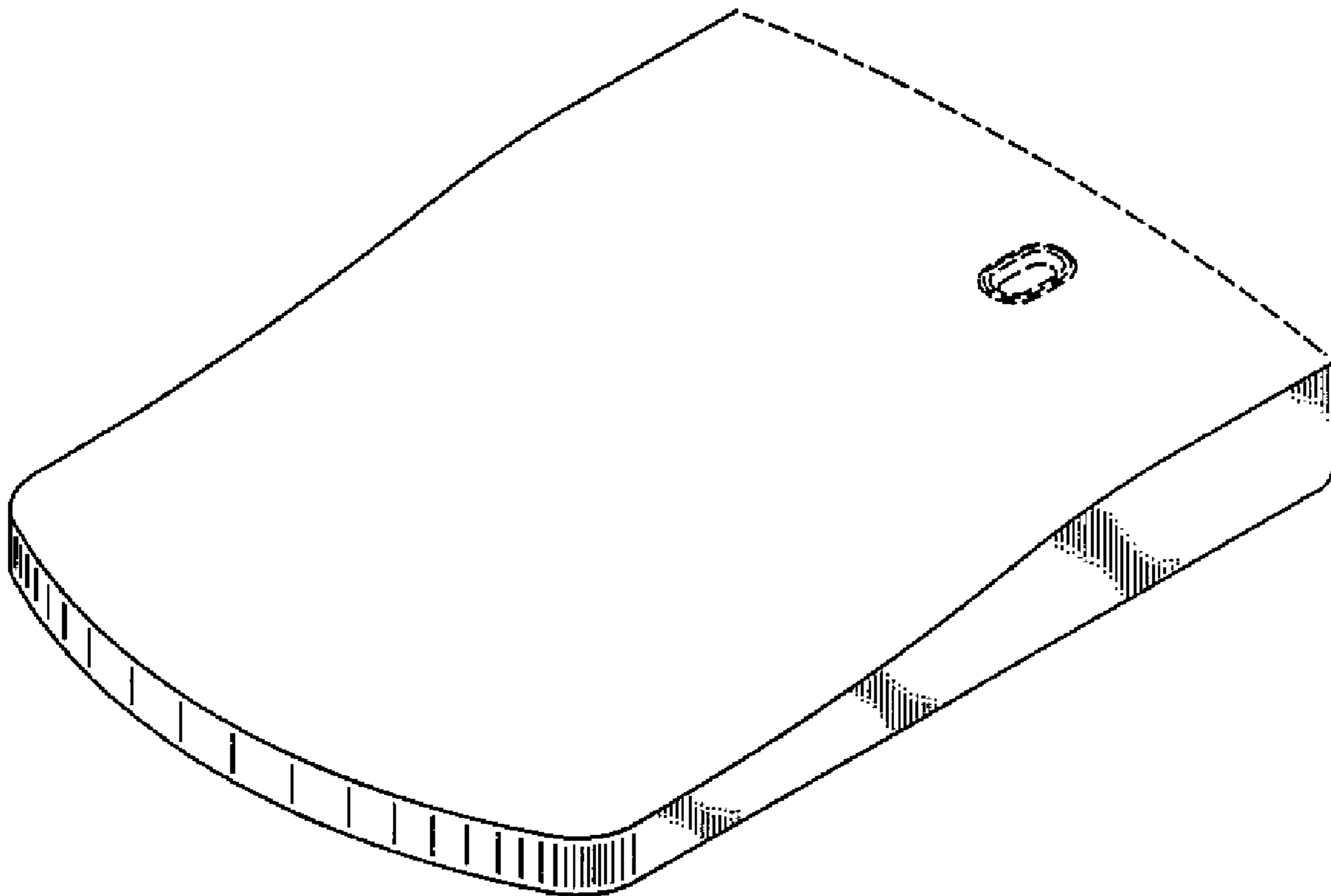
(56) **References Cited**

The portion of the article in broken lines are shown for illustrative purposes only and form no part of the claimed design.

U.S. PATENT DOCUMENTS

D262,486 S * 12/1981 Boyter D23/311
D288,589 S * 3/1987 Stairs, Jr. D23/295
D296,710 S * 7/1988 Reid D23/311

1 Claim, 4 Drawing Sheets



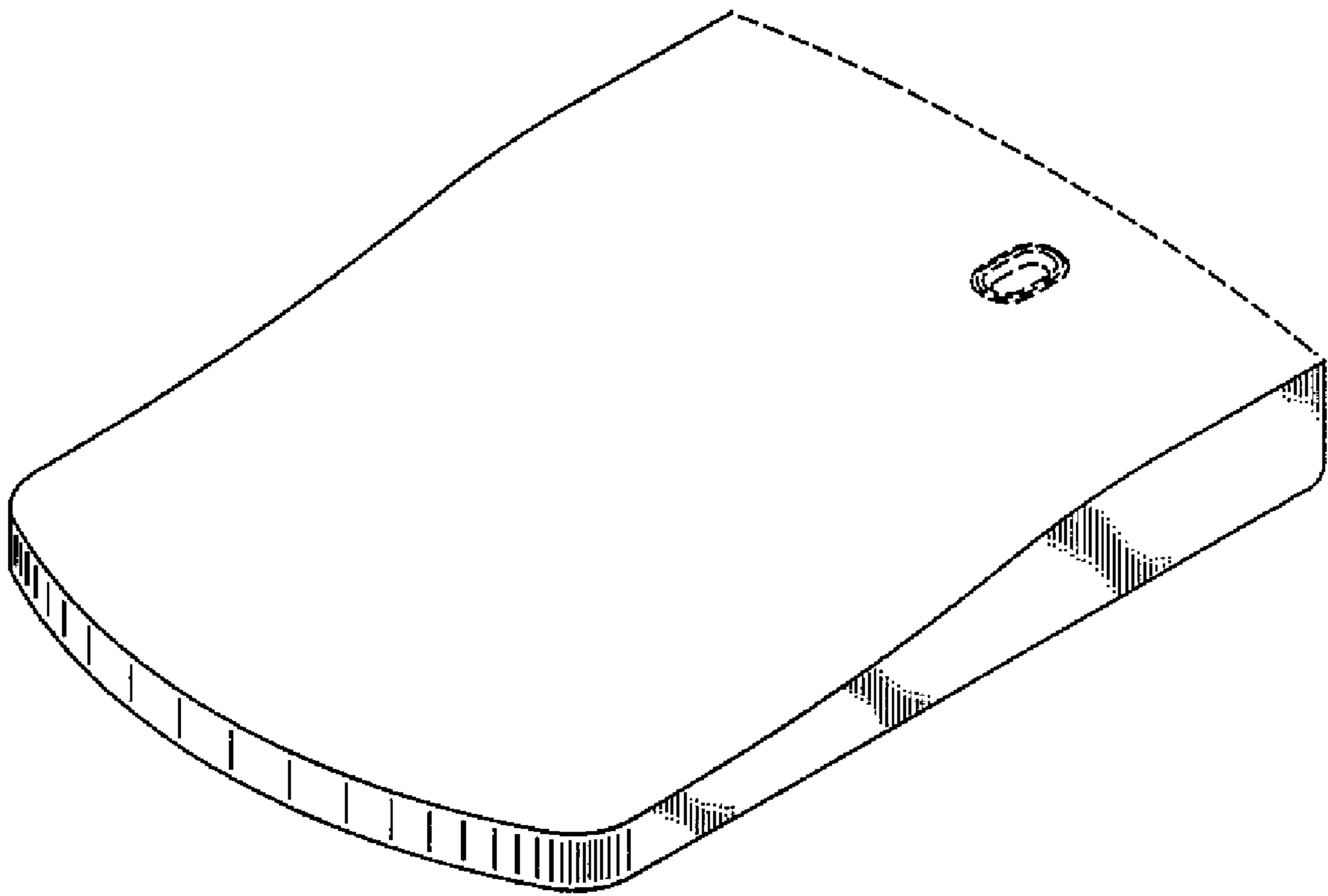


FIG. 1



FIG. 2




FIG. 3

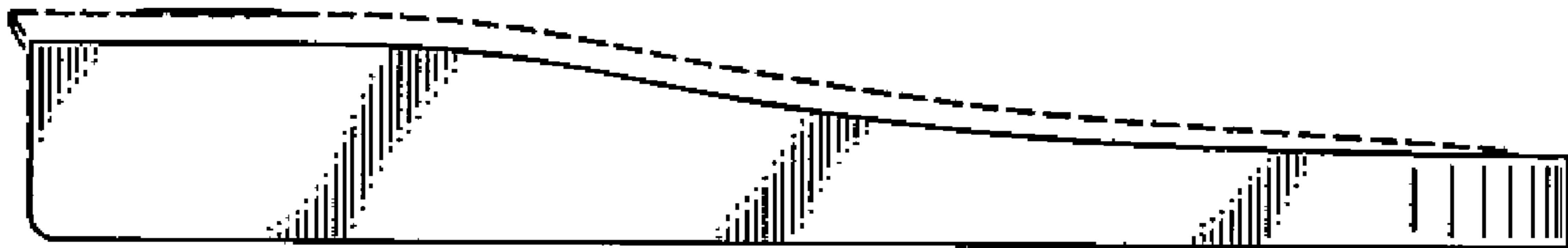


FIG. 4

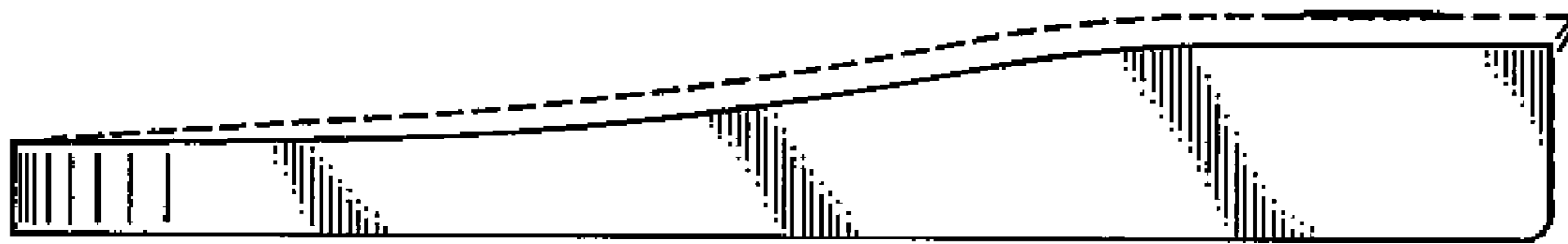


FIG. 5




FIG. 7




FIG. 6