

US00D622364S

(12) **United States Design Patent**
Hoernig et al.

(10) **Patent No.:** **US D622,364 S**

(45) **Date of Patent:** **** *Aug. 24, 2010**

(54) **SHOWER SYSTEM**

(75) Inventors: **Victor Hoernig**, Lowell, IN (US);
Charles A. Patterson, Durango, CO
(US); **Geraint Krumpe**, Chicago, IL
(US); **Man Ki Yoo**, Skokie, IL (US)

(73) Assignee: **Masco Bath Corporation**, Moorestown,
NJ (US)

(*) Notice: This patent is subject to a terminal dis-
claimer.

(**) Term: **14 Years**

(21) Appl. No.: **29/341,852**

(22) Filed: **Aug. 13, 2009**

(51) **LOC (9) Cl.** **23-02**

(52) **U.S. Cl.** **D23/283; D6/355**

(58) **Field of Classification Search** D23/275,
D23/283, 273, 303-305, 279; 4/663, 552,
4/614, 900

See application file for complete search history.

(56) **References Cited**

U.S. PATENT DOCUMENTS

- 1,076,808 A 10/1913 Arburg
- 1,197,657 A 9/1916 Orofino
- 1,781,325 A 11/1930 Dowling
- 2,048,909 A 7/1936 Woodworth
- 2,052,629 A 9/1936 Hodgson
- 2,237,076 A 4/1941 Kenney et al.
- 2,529,568 A 11/1950 O'Hara
- 2,678,083 A 5/1954 Dall et al.
- D190,624 S * 6/1961 Morrison D23/304
- 3,334,358 A 8/1967 McPherson
- 3,443,266 A 5/1969 Mongerson et al.
- D226,853 S 5/1973 Korol
- 3,967,323 A 7/1976 Serio
- D252,942 S * 9/1979 Fairchild D23/283
- 4,168,549 A 9/1979 Davies
- 4,384,376 A 5/1983 Shrode
- 4,400,835 A 8/1983 Richter

- 4,495,666 A 1/1985 Herman, Jr.
- 4,541,131 A 9/1985 Sussman
- 4,646,491 A 3/1987 Munch
- 4,680,817 A 7/1987 Sloan et al.
- 4,876,751 A 10/1989 Van Meter
- 4,897,889 A 2/1990 Baus
- 4,905,327 A 3/1990 Boubilil
- 5,056,169 A 10/1991 Roguebrune
- 5,185,892 A 2/1993 Mitchell
- 5,446,929 A 9/1995 Sills et al.
- 5,463,780 A 11/1995 McAllister et al.

(Continued)

FOREIGN PATENT DOCUMENTS

WO WO2006/015435 A1 2/2006

Primary Examiner—Robert A Delehanty
(74) *Attorney, Agent, or Firm*—Nirav D. Parikh; Edgar A.
Zarins

(57) **CLAIM**

The ornamental design for a shower system, as shown and
described.

DESCRIPTION

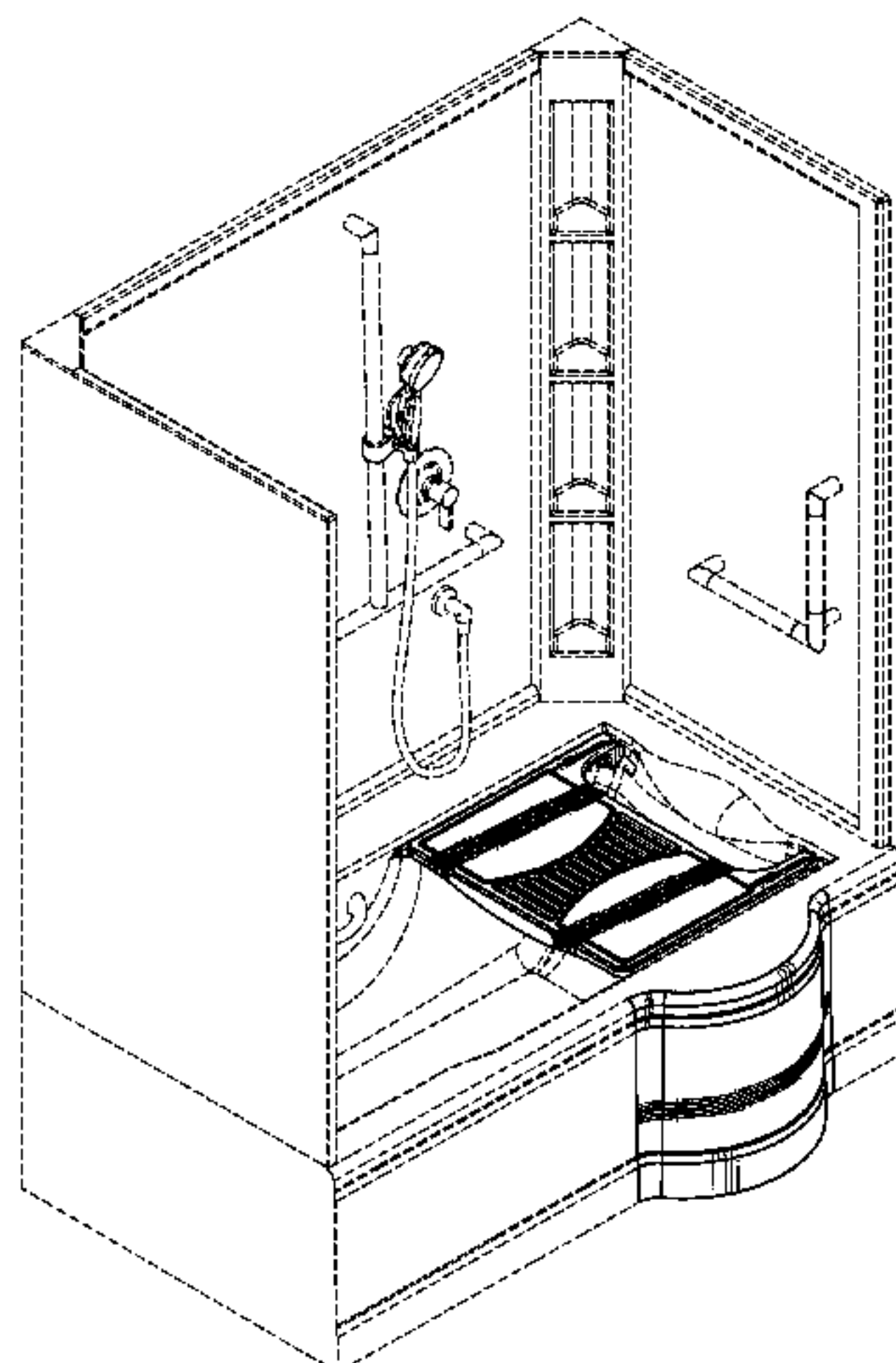
FIG. 1 is a front/left side perspective view of a shower system;
FIG. 2 is a front/right side perspective view of the shower
system of FIG. 1;

FIG. 3 is a front elevation view of the shower system of FIG.
1; and,

FIG. 4 is a top plan view of the shower system of FIG. 1.

The broken lines are for illustrative purposes only and form
no part of the claimed design.

1 Claim, 4 Drawing Sheets



US D622,364 S

Page 2

U.S. PATENT DOCUMENTS			
D368,133	S	*	3/1996 Reid et al. D23/277
D375,151	S	*	10/1996 Andronico D23/277
D380,528	S		7/1997 D'Andrea
D383,198	S		9/1997 Jacuzzi et al.
5,671,489	A		9/1997 Salach
5,720,056	A		2/1998 Aymes
D405,517	S		2/1999 Eeckhoudt
6,088,847	A		7/2000 Burrow
6,094,757	A		8/2000 Torres
6,109,189	A		8/2000 Tarver
6,226,810	B1		5/2001 Weddendorf et al.
D444,866	S		7/2001 Paredes
6,360,380	B1		3/2002 Swart et al.
6,408,456	B1		6/2002 Fike et al.
6,618,871	B2		9/2003 Kopacz et al.
6,643,861	B2		11/2003 Sherlock et al.
6,807,689	B1		10/2004 Royko et al.
6,893,704	B1		5/2005 van der Loo
6,912,740	B2		7/2005 Fainberg
6,915,535	B2		7/2005 Sieger et al.
6,938,868	B2		9/2005 Pence
7,007,315	B2		3/2006 Stonecipher
D522,636	S		6/2006 Lanius
D527,084	S		8/2006 Helmsie
7,121,620	B1		10/2006 Fang
7,155,757	B1		1/2007 Zamora, Jr.
D561,307	S		2/2008 Breymaier et al.
D566,251	S		4/2008 Bates
D570,967	S		6/2008 Hood
D572,805	S		7/2008 Daikubara et al.
D573,238	S		7/2008 Patterson et al.
7,392,551	B2		7/2008 Lanius
7,392,553	B2		7/2008 Uhl et al.
D578,185	S		10/2008 Biagi et al.
D578,186	S		10/2008 Biagi et al.
D578,187	S		10/2008 Biagi et al.
D578,623	S		10/2008 Biagi et al.
D578,624	S		10/2008 Biagi et al.
D580,026	S		11/2008 Biagi et al.
D588,237	S		3/2009 Patterson et al.
D614,748	S	*	4/2010 Hoernig et al. D23/283
2005/0102746	A1		5/2005 Wright et al.
2005/0246830	A1		11/2005 Galyean, Jr. et al.
2006/0236452	A1		10/2006 Polimeno
2007/0067903	A1		3/2007 Hatrick-Smith
2007/0199263	A1		8/2007 Kern et al.
2008/0190048	A1		8/2008 Kitakado
2009/0100592	A1		4/2009 Biagi et al.

* cited by examiner

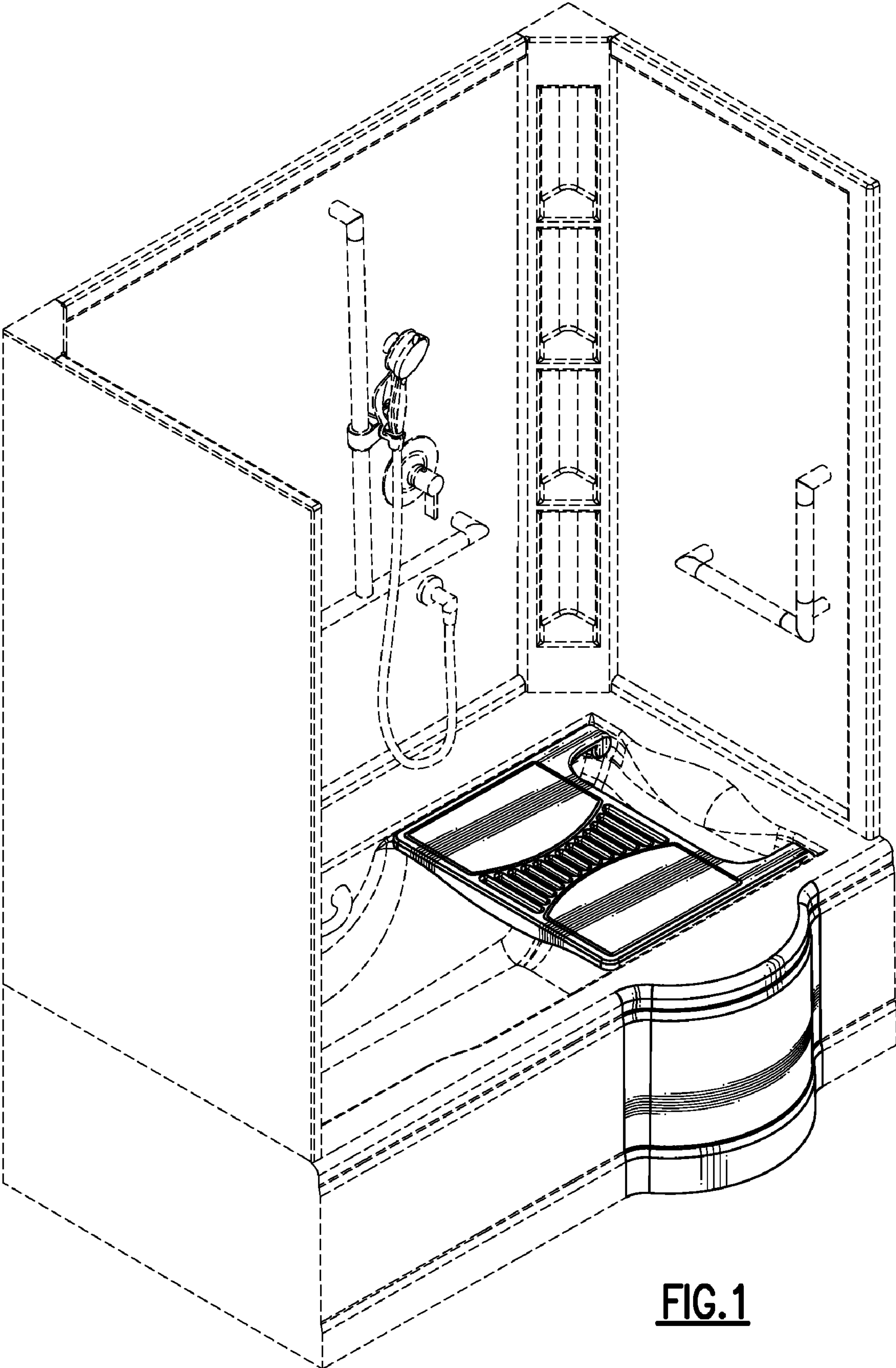


FIG. 1

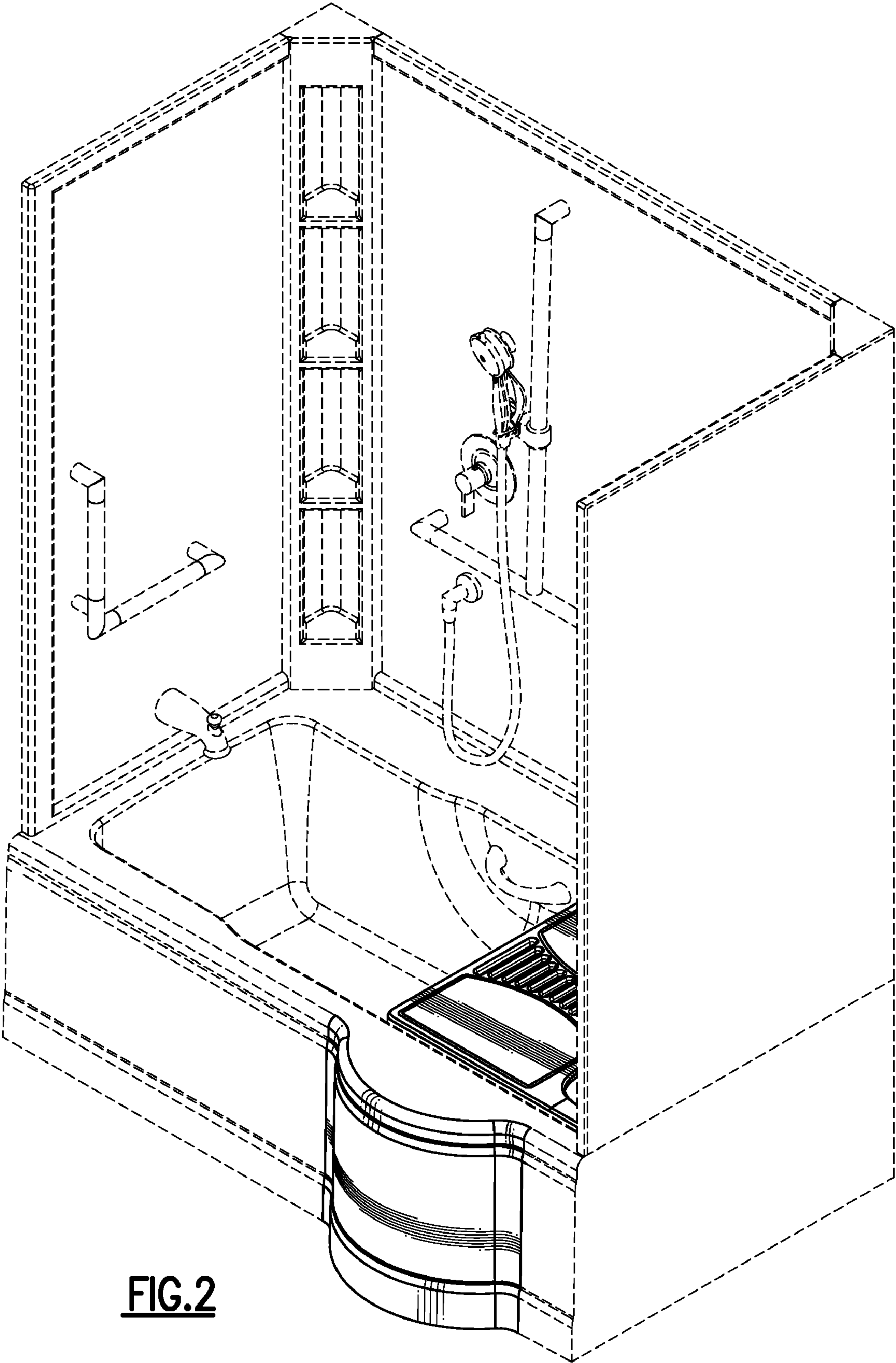


FIG. 2

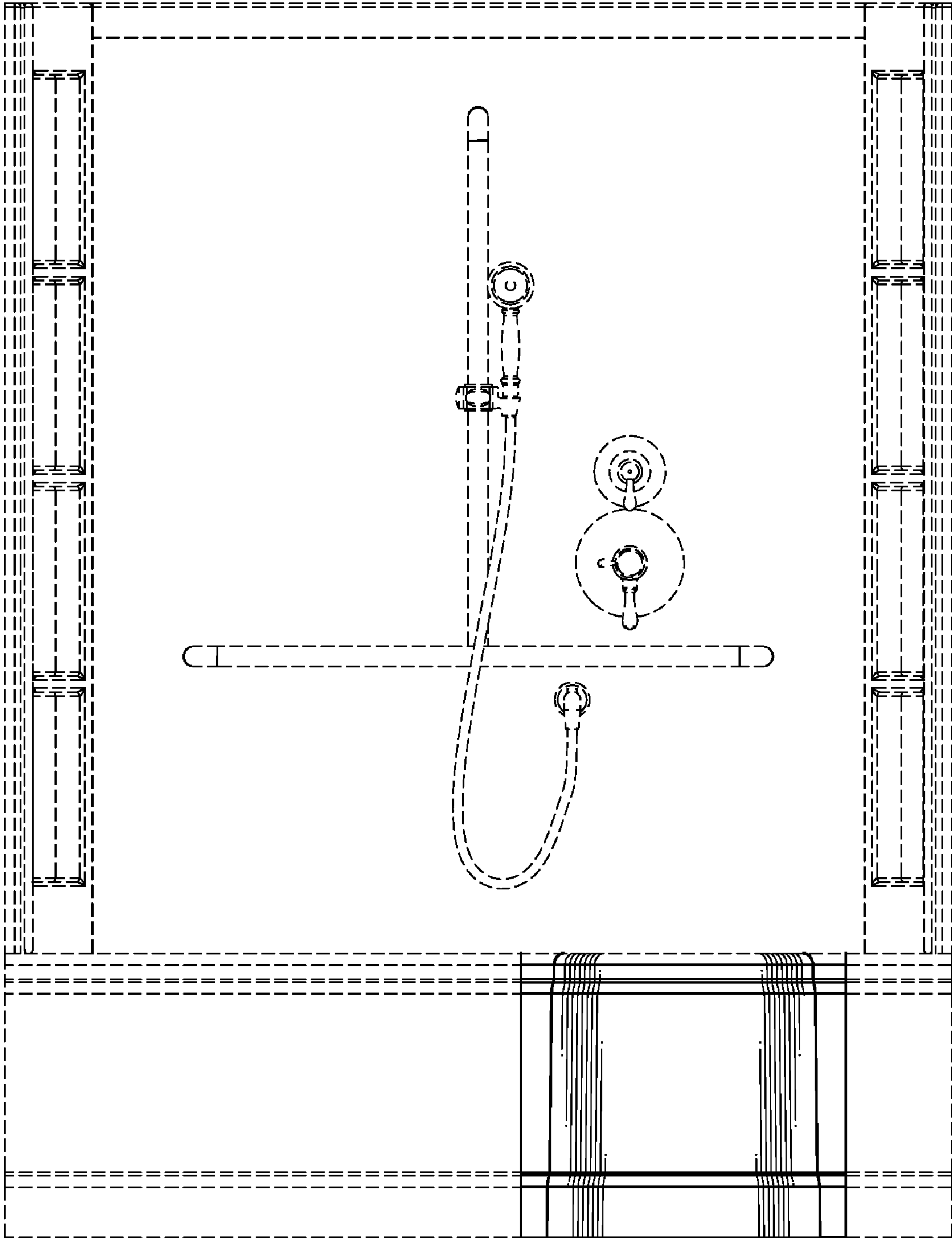


FIG.3

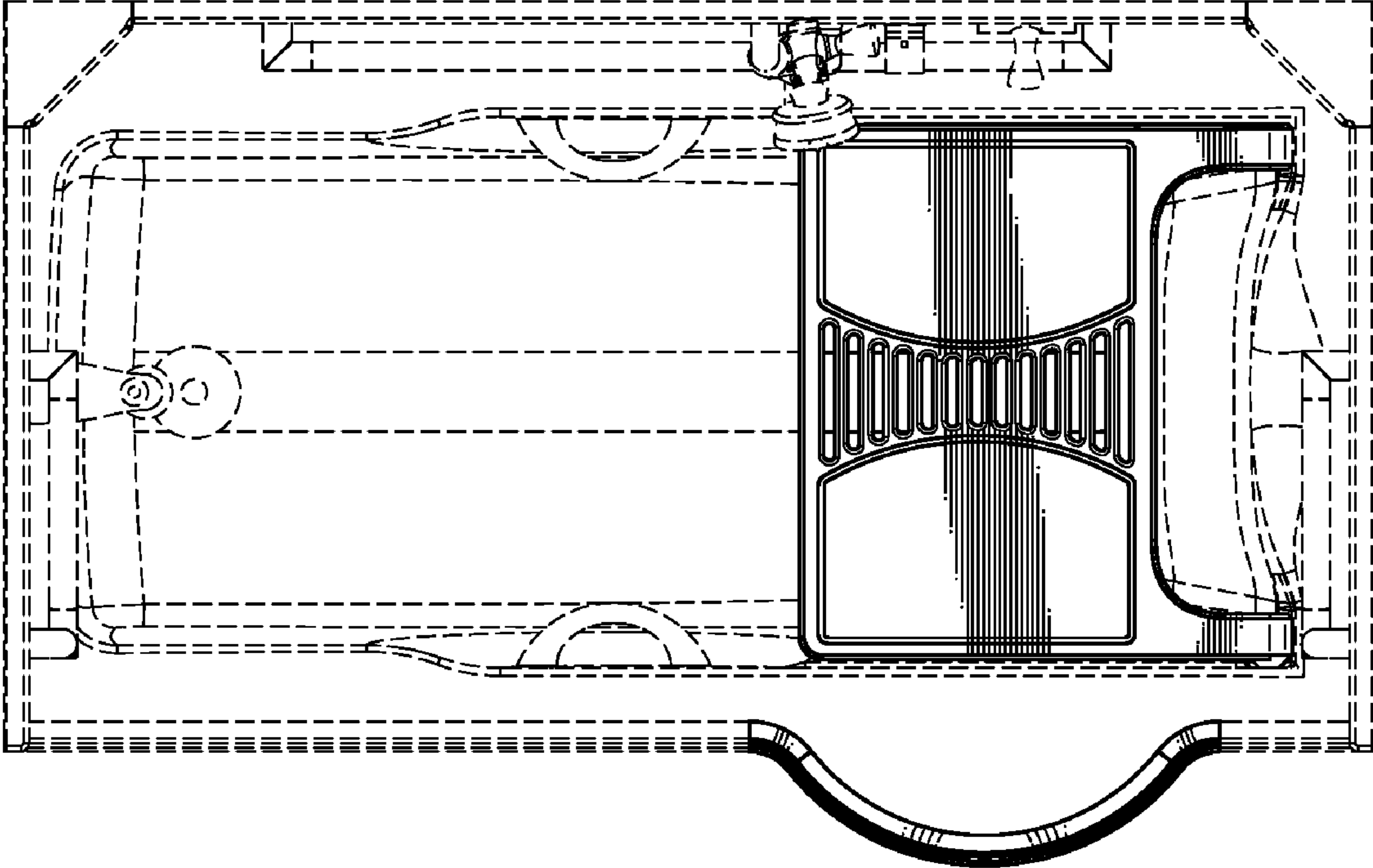


FIG.4