



US00D622362S

(12) **United States Design Patent**  
**Kosasih**

(10) **Patent No.:** **US D622,362 S**

(45) **Date of Patent:** **\*\* Aug. 24, 2010**

(54) **FAUCET SPOUT**

(75) Inventor: **Angie Kosasih**, San Jose, CA (US)

(73) Assignee: **Waxman Consumer Products Group Inc.**, Bedford Heights, OH (US)

(\*\*) Term: **14 Years**

(21) Appl. No.: **29/345,868**

(22) Filed: **Oct. 23, 2009**

(51) **LOC (9) Cl.** ..... **23-02**

(52) **U.S. Cl.** ..... **D23/255**

(58) **Field of Classification Search** ..... D23/238–243,  
D23/255–257; 4/676–678; 137/801  
See application file for complete search history.

(56) **References Cited**

**U.S. PATENT DOCUMENTS**

D520,607 S *	5/2006	Koury et al.	.....	D23/255
D533,921 S	12/2006	Kemp		
D566,236 S	4/2008	Sedwick		
D569,487 S	5/2008	Sheng		
D572,801 S	7/2008	Kemp		
D581,021 S	11/2008	Gilbert		
D581,022 S	11/2008	Gilbert		
D581,029 S	11/2008	Gilbert		
D581,031 S	11/2008	Sedwick		
D581,493 S	11/2008	Gilbert		
D607,978 S *	1/2010	Williams	.....	D23/255

D614,265 S \* 4/2010 Downey ..... D23/255

\* cited by examiner

*Primary Examiner*—Robert A Delehanty

(74) *Attorney, Agent, or Firm*—Tarolli, Sundheim, Covell & Tummino LLP

(57) **CLAIM**

I claim the ornamental design for a faucet spout, as shown and described.

**DESCRIPTION**

FIG. 1 is a front perspective view of a faucet spout of the present disclosure;

FIG. 2 is a front elevation view of the faucet spout shown in FIG. 1;

FIG. 3 is a back elevation view of the faucet spout shown in FIG. 1;

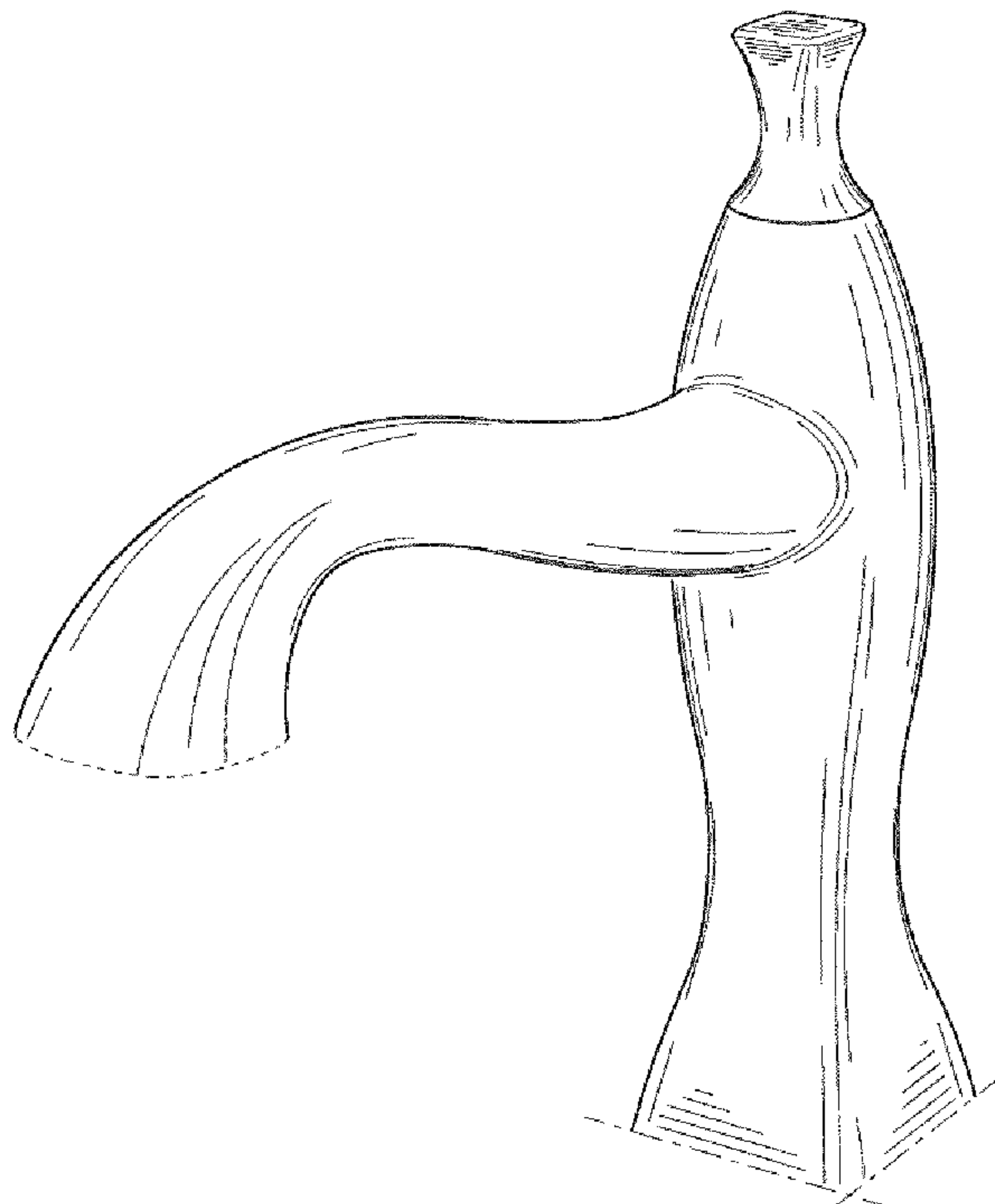
FIG. 4 is a left side elevation view of the faucet spout shown in FIG. 1, the right side elevation view being a mirror image of FIG. 4;

FIG. 5 is a top plan view of the faucet spout shown in FIG. 1; and,

FIG. 6 is a bottom plan view of the faucet spout shown in FIG. 1.

The broken lines in FIGS. 1-6 are included for the purpose of illustrating portions of the faucet spout that form no part of the claimed design.

**1 Claim, 2 Drawing Sheets**



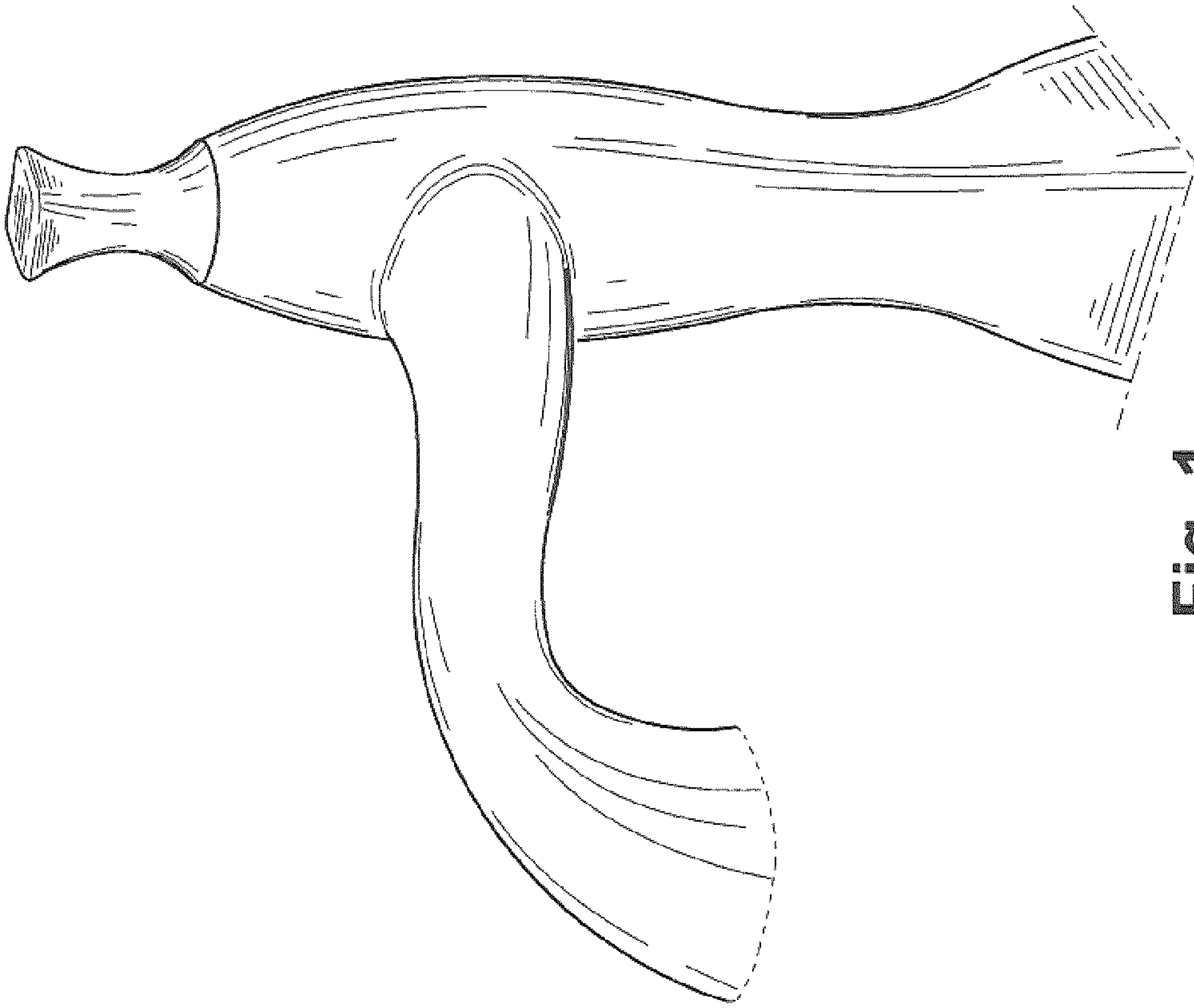


Fig. 1

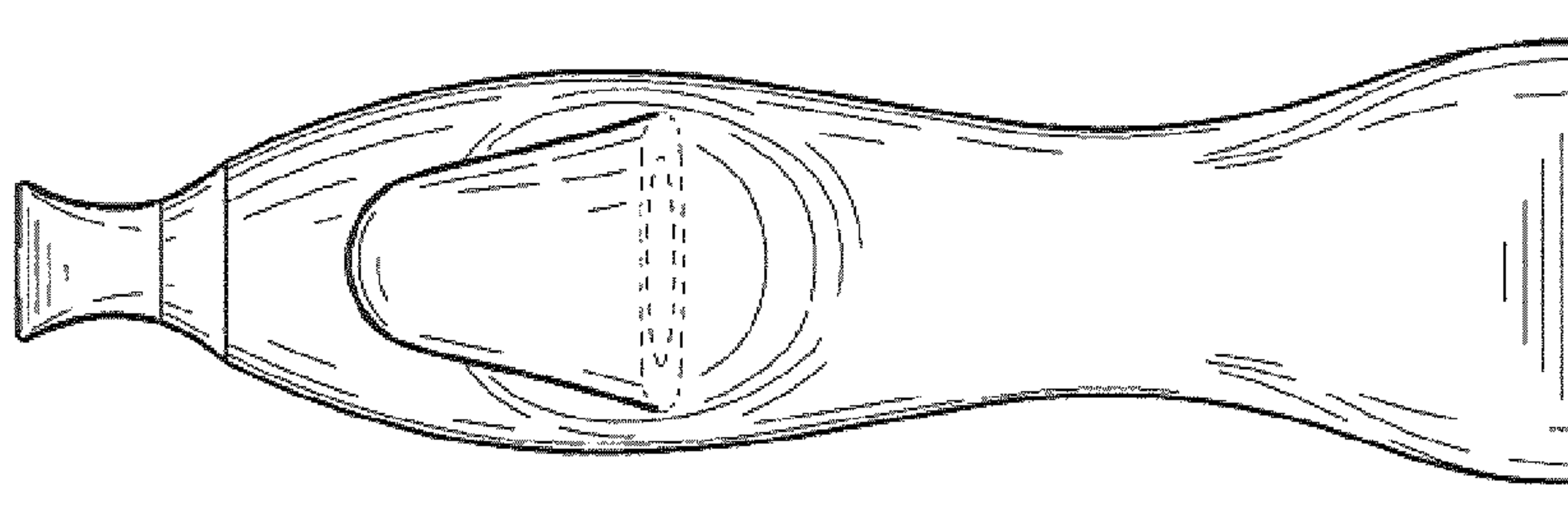


Fig. 2

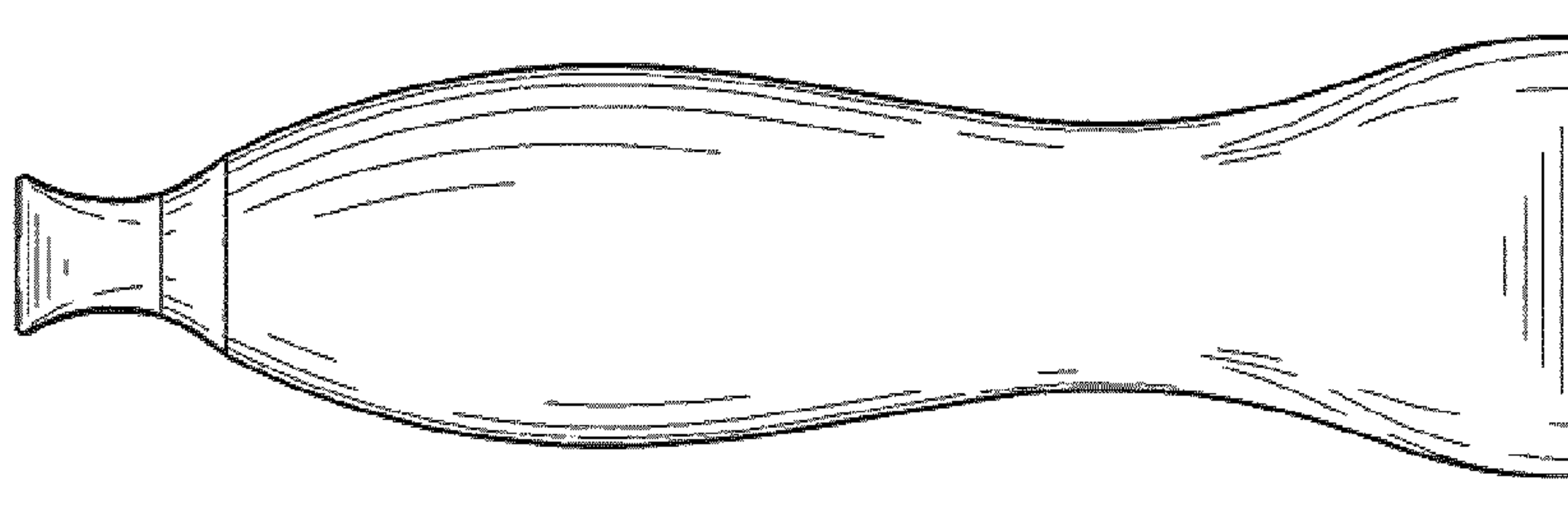


Fig. 3

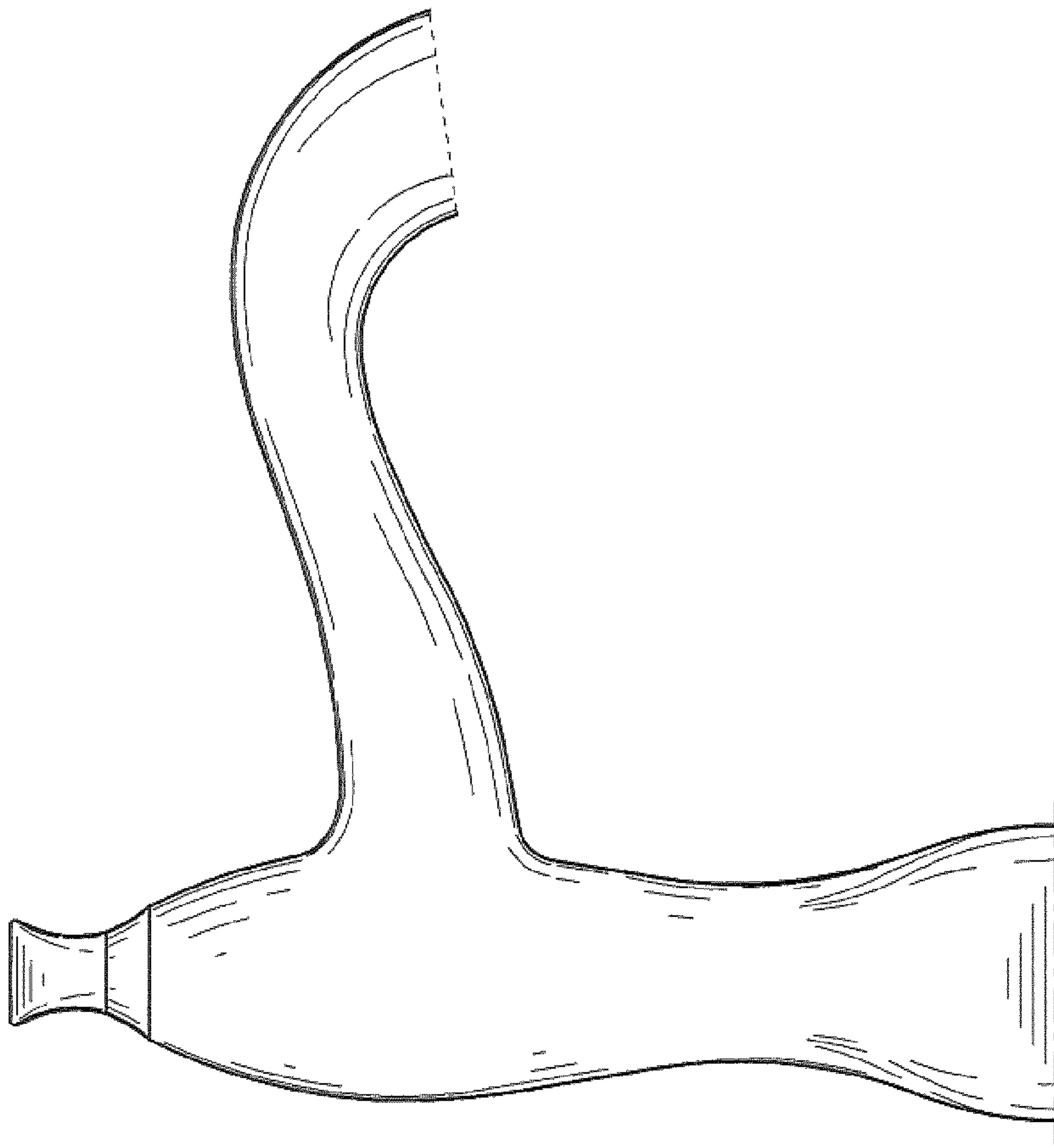


Fig. 4

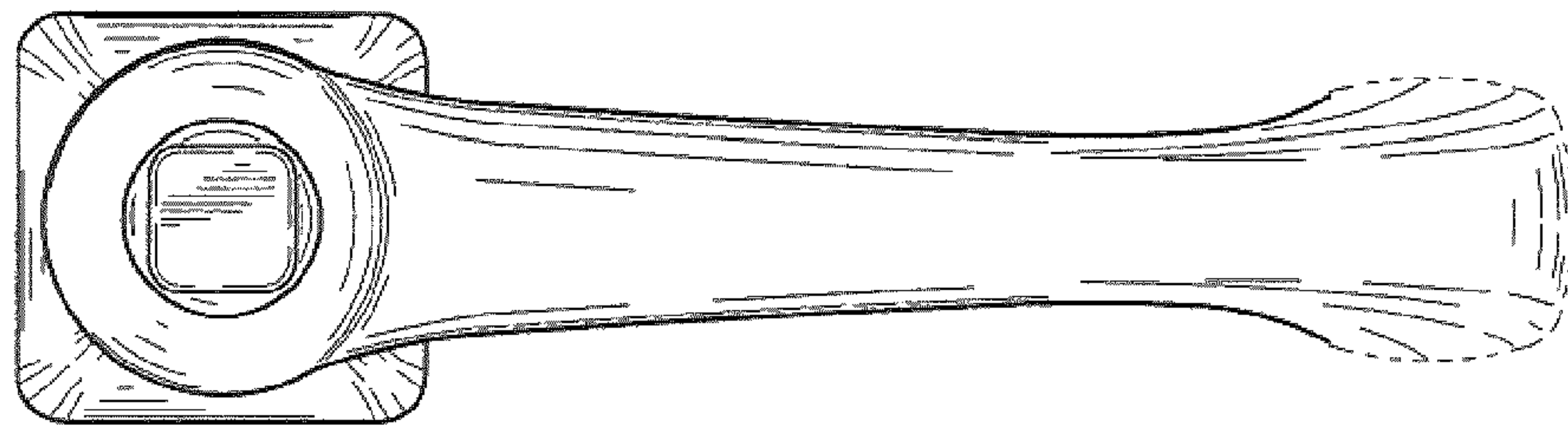


Fig. 5




Fig. 6