



US00D622340S

(12) **United States Design Patent**  
**Flowerdew et al.**

(10) **Patent No.:** **US D622,340 S**

(45) **Date of Patent:** **\*\* Aug. 24, 2010**

(54) **GOLF PUTTER TRAINING ATTACHMENT**

(76) Inventors: **John Frank Flowerdew**, 123 Evergreen Dr., Auburndale, FL (US) 33823; **Julie Flowerdew**, 123 Evergreen Dr., Auburndale, FL (US) 33823

(\*\*) Term: **14 Years**

(21) Appl. No.: **29/341,743**

(22) Filed: **Aug. 12, 2009**

(51) **LOC (9) Cl.** ..... **21-02**

(52) **U.S. Cl.** ..... **D21/753**

(58) **Field of Classification Search** ..... D21/753-758, D21/789, 791; 473/300-303, 203, 206  
See application file for complete search history.

(56) **References Cited**

U.S. PATENT DOCUMENTS

|           |      |         |             |       |         |
|-----------|------|---------|-------------|-------|---------|
| RE21,439  | E *  | 4/1940  | Link        | ..... | D21/756 |
| 2,223,437 | A    | 12/1940 | Yeager, Jr. |       |         |
| 2,437,404 | A *  | 3/1948  | Robinson    | ..... | D21/756 |
| 2,481,778 | A *  | 9/1949  | Pearson     | ..... | 473/206 |
| 3,860,243 | A *  | 1/1975  | Prisco, Sr. | ..... | 473/206 |
| 4,065,127 | A    | 12/1977 | Fagan       |       |         |
| D330,060  | S *  | 10/1992 | Fagan       | ..... | D21/756 |
| 5,611,533 | A *  | 3/1997  | Williams    | ..... | 473/300 |
| D392,357  | S    | 3/1998  | Chou et al. |       |         |
| 6,036,607 | A    | 3/2000  | Finegan     |       |         |
| 6,923,727 | B1 * | 8/2005  | Jacobs      | ..... | 473/206 |
| D548,298  | S *  | 8/2007  | Miller      | ..... | D21/756 |
| D548,807  | S *  | 8/2007  | Miller      | ..... | D21/756 |
| D598,513  | S *  | 8/2009  | Bleecker    | ..... | D21/758 |

\* cited by examiner

*Primary Examiner*—Mitchell I Siegel

(74) *Attorney, Agent, or Firm*—Crossley Patent Law; Mark A. Crossley

(57) **CLAIM**

The ornamental design for a golf putter training attachment, as shown and described.

**DESCRIPTION**

FIG. 1 is a right elevation view of a golf putter training attachment showing our new design, the opposite side being a mirror image of the shown;

FIG. 2 is a front elevation view thereof, the opposite side being a mirror image thereof;

FIG. 3 is a rear elevation view thereof;

FIG. 4 is a top plan view thereof;

FIG. 5 is an isometric view thereof;

FIG. 6 is a right elevation view of a second embodiment of the golf putter training attachment disclosed in FIG. 1, the opposite side being a mirror image thereof;

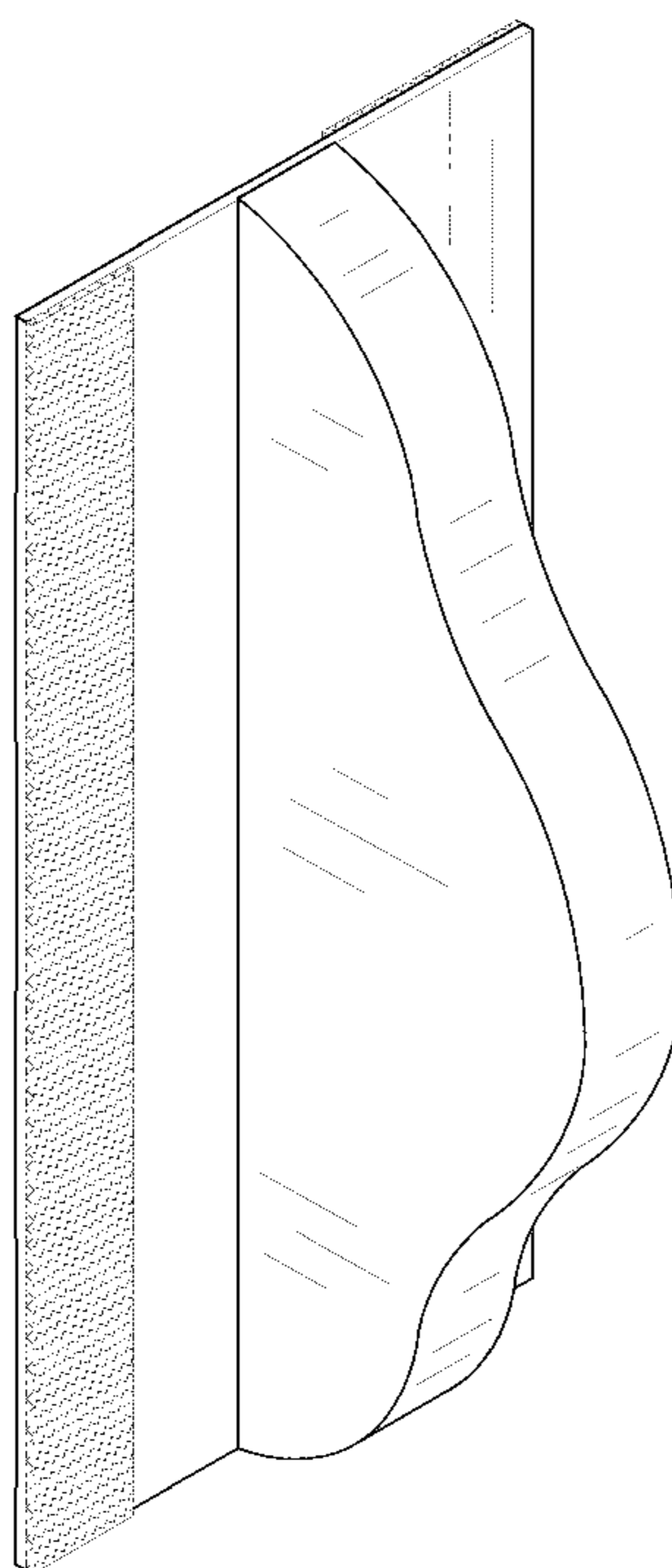
FIG. 7 is a front elevation view of the embodiment shown in FIG. 6;

FIG. 8 is a rear elevation view of the embodiment shown in FIG. 6;

FIG. 9 is a top plan view of the embodiment shown in FIG. 6; and,

FIG. 10 is an isometric view of the embodiment shown in FIG. 6.

**1 Claim, 8 Drawing Sheets**



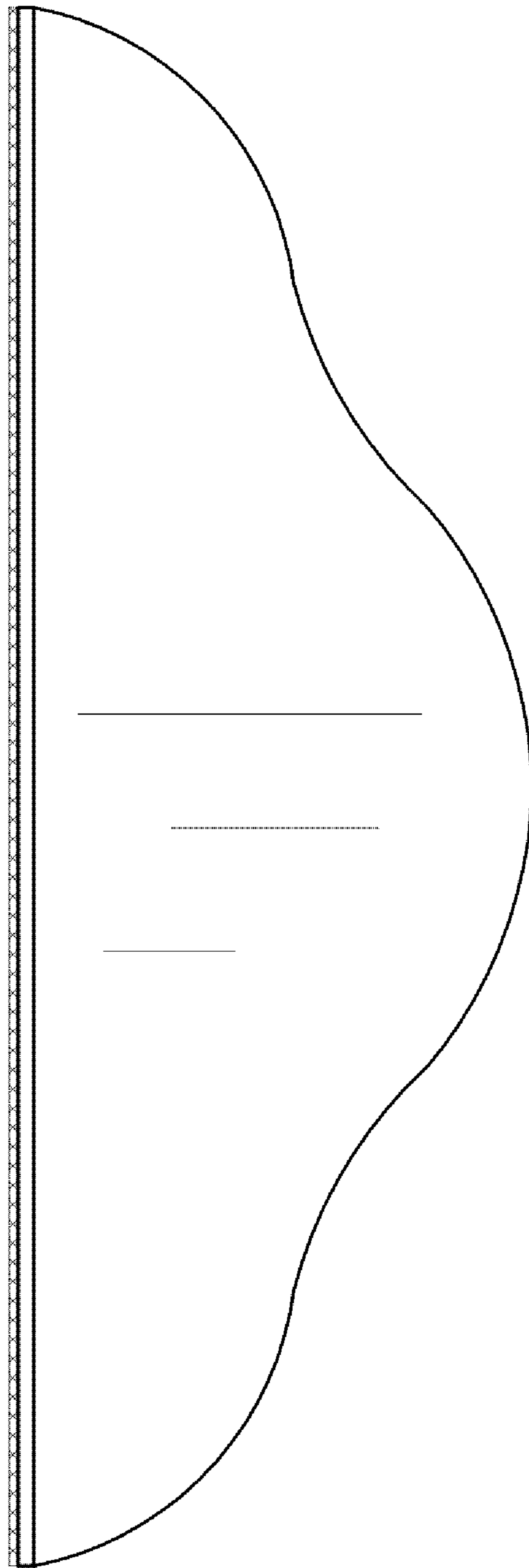


FIG. 1




FIG. 3




FIG. 2




FIG. 4

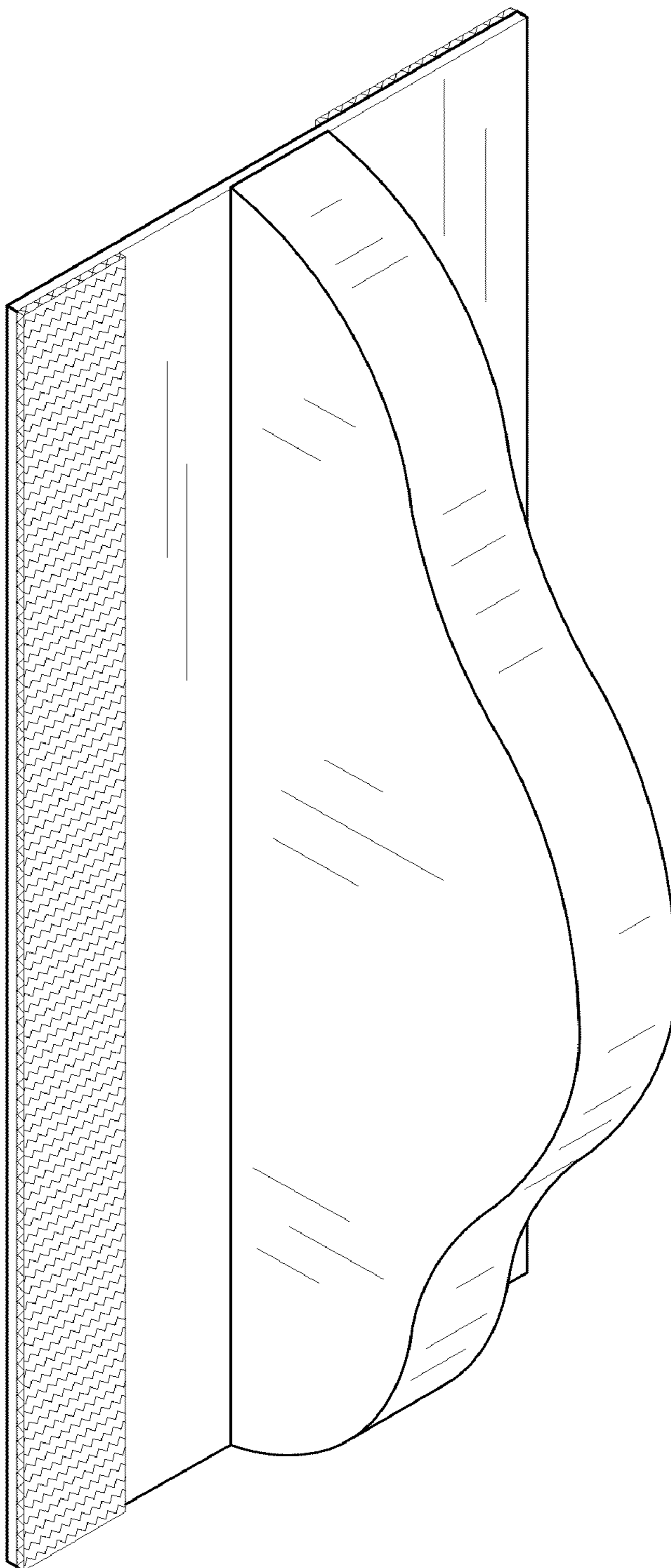


FIG. 5

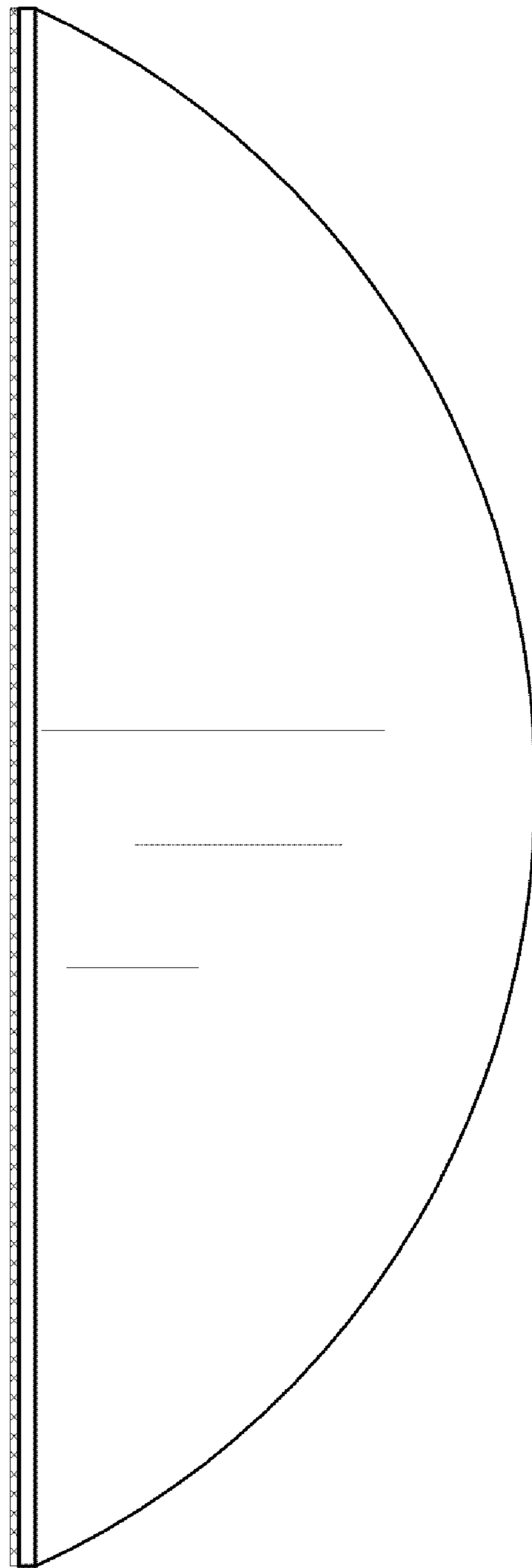


FIG. 6

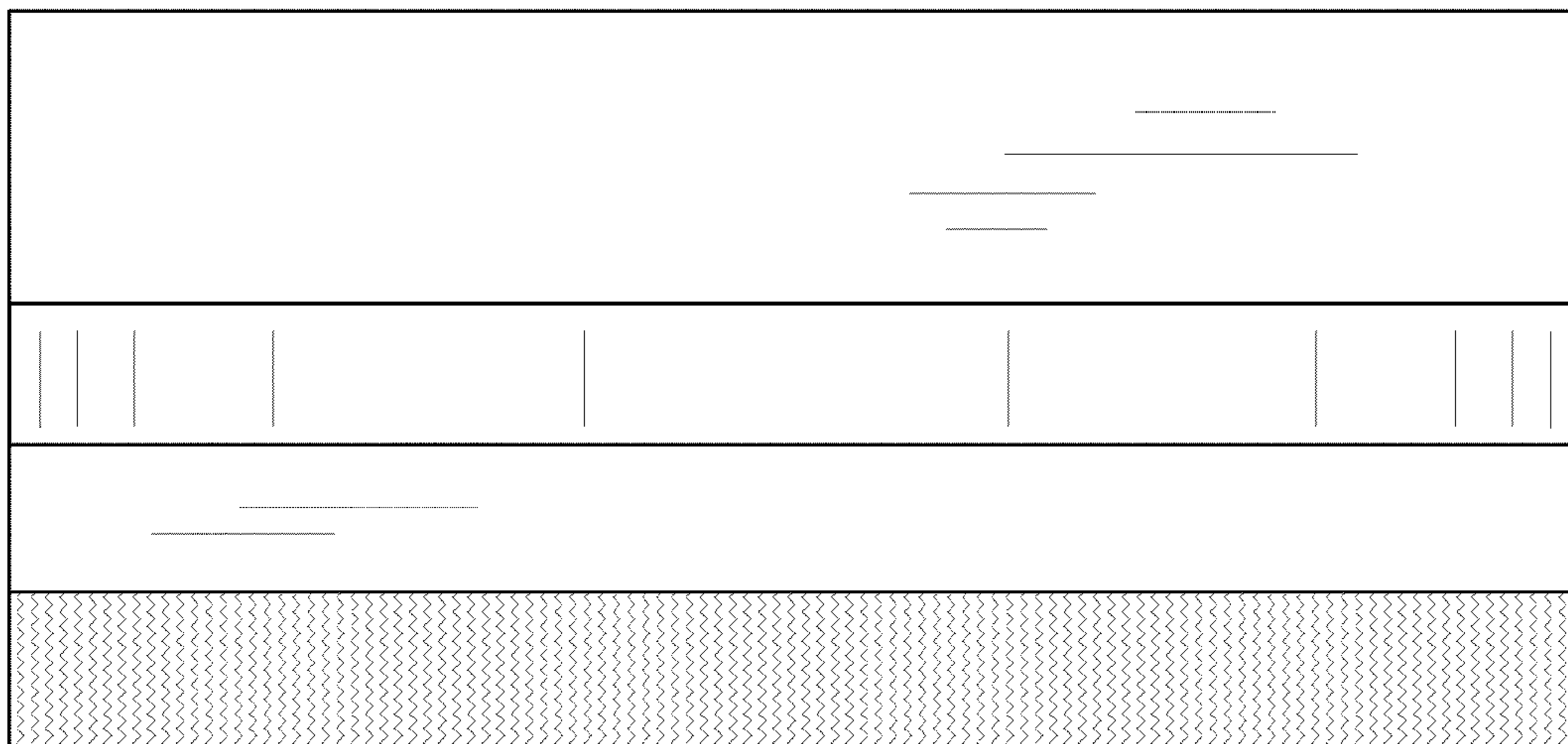


FIG. 8



FIG. 7




FIG. 9



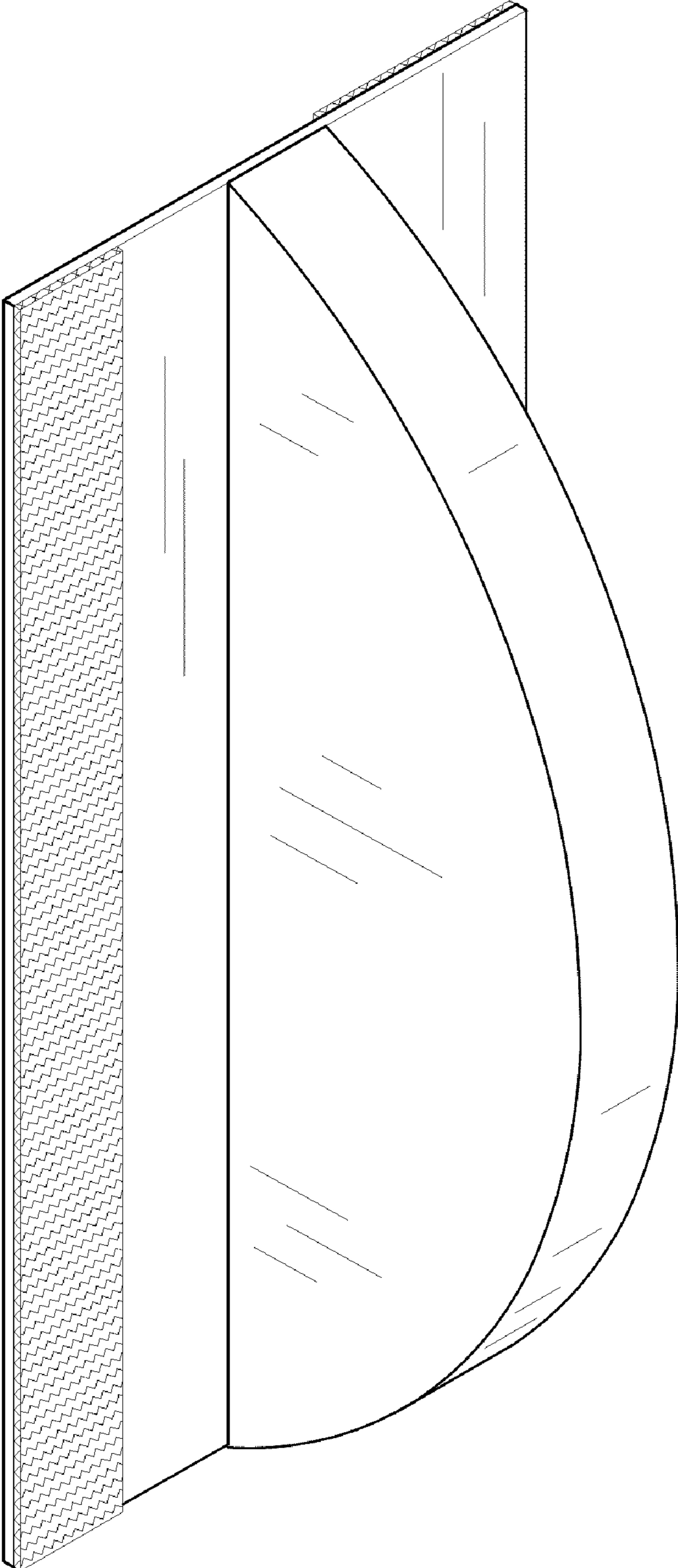


FIG. 10