



US00D622330S

(12) **United States Design Patent**
Jablonski et al.

(10) **Patent No.:** **US D622,330 S**

(45) **Date of Patent:** **** Aug. 24, 2010**

(54) **TOY AXE**

(75) Inventors: **Brian Jablonski**, Providence, RI (US);
Raymond Aaron Mead, Pawtucket, RI (US)

(73) Assignee: **Hasbro, Inc.**, Pawtucket, RI (US)

(**) Term: **14 Years**

(21) Appl. No.: **29/354,834**

(22) Filed: **Jan. 29, 2010**

(51) **LOC (9) Cl.** **21-01**

(52) **U.S. Cl.** **D21/567**

(58) **Field of Classification Search** D21/567,
D21/568; D8/47, 76, 77, 98; D22/117, 118;
30/123, 308.1, 308.2, 308.3; 7/145, 149,
7/159; 446/405, 473

See application file for complete search history.

(56) **References Cited**

U.S. PATENT DOCUMENTS

424,205	A *	3/1890	Hufford	30/308.1
1,536,872	A *	5/1925	Bailey	30/308.1
D100,056	S *	6/1936	Vaughan	D8/76
2,053,882	A *	9/1936	Vaughan	30/308.1
D270,654	S *	9/1983	Barrett	D8/98

4,546,510	A *	10/1985	Harrison	7/145
4,817,221	A *	4/1989	Ryan	30/308.3
5,067,190	A *	11/1991	Gagnon	7/149
D360,913	S	8/1995	Choi		
D370,398	S *	6/1996	Juranitch	D8/76
D404,299	S *	1/1999	Midgett et al.	D21/567
D502,528	S	3/2005	Rae		

* cited by examiner

Primary Examiner—Cynthia M Chin

(74) *Attorney, Agent, or Firm*—Perry Hoffman

(57) **CLAIM**

The ornamental design for a toy axe, as shown and described.

DESCRIPTION

FIG. 1 is a perspective view of the toy axe of the instant invention;

FIG. 2 is a front elevation view thereof;

FIG. 3 is a rear elevation view thereof;

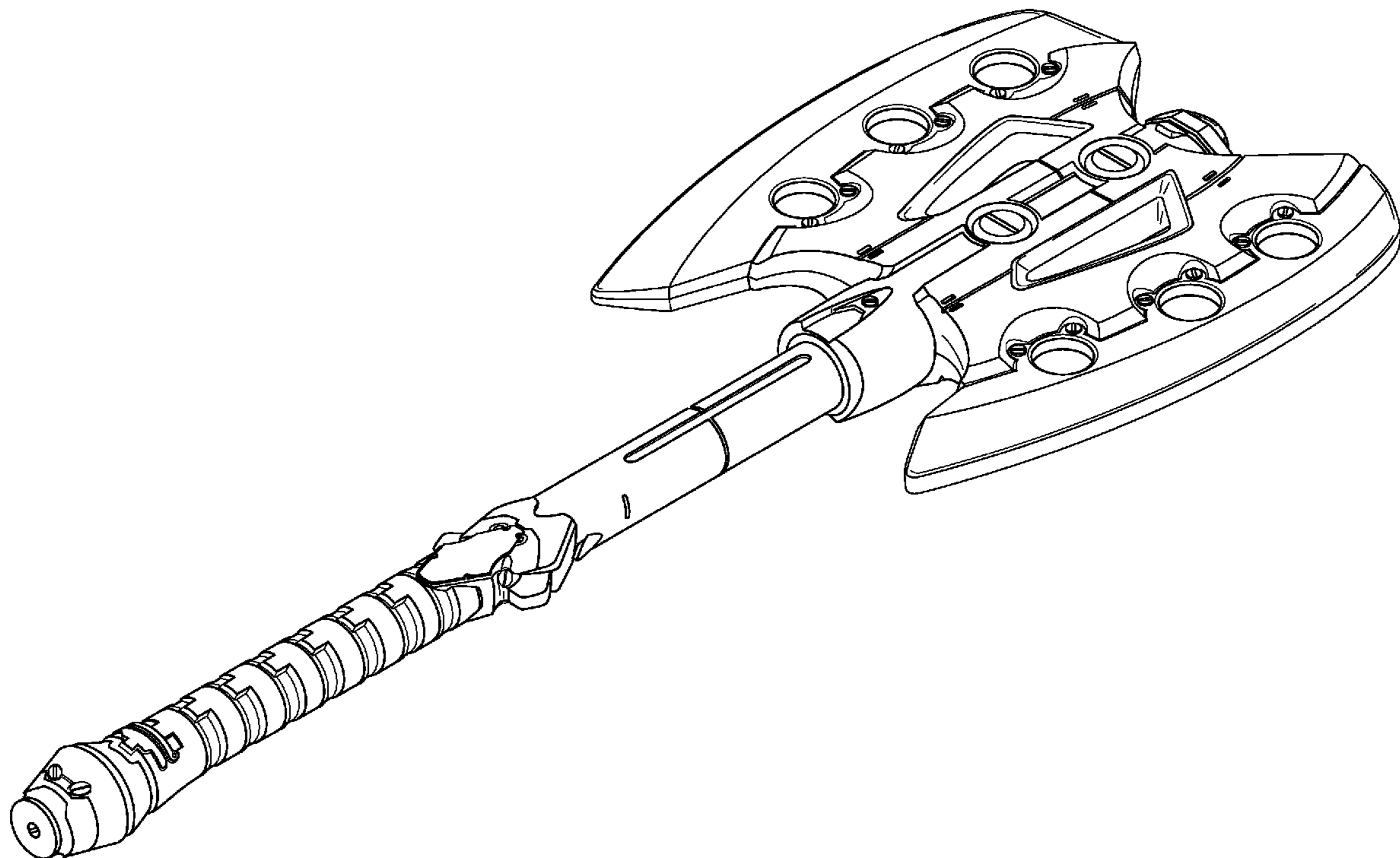
FIG. 4 is a top end view thereof;

FIG. 5 is a bottom end view thereof;

FIG. 6 is a right side elevational view thereof; and,

FIG. 7 is a left side elevational view thereof.

1 Claim, 5 Drawing Sheets



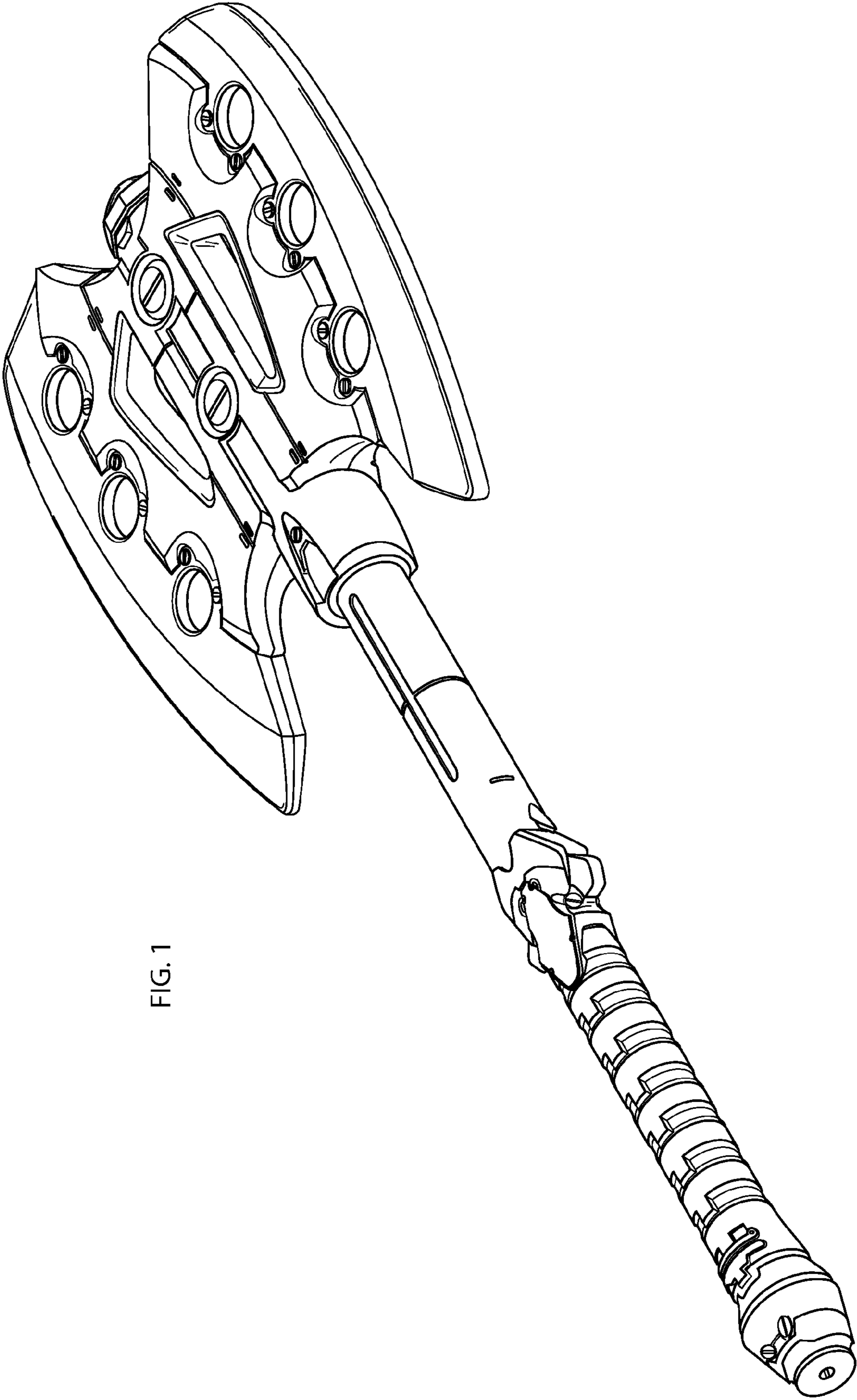


FIG. 1

FIG. 2

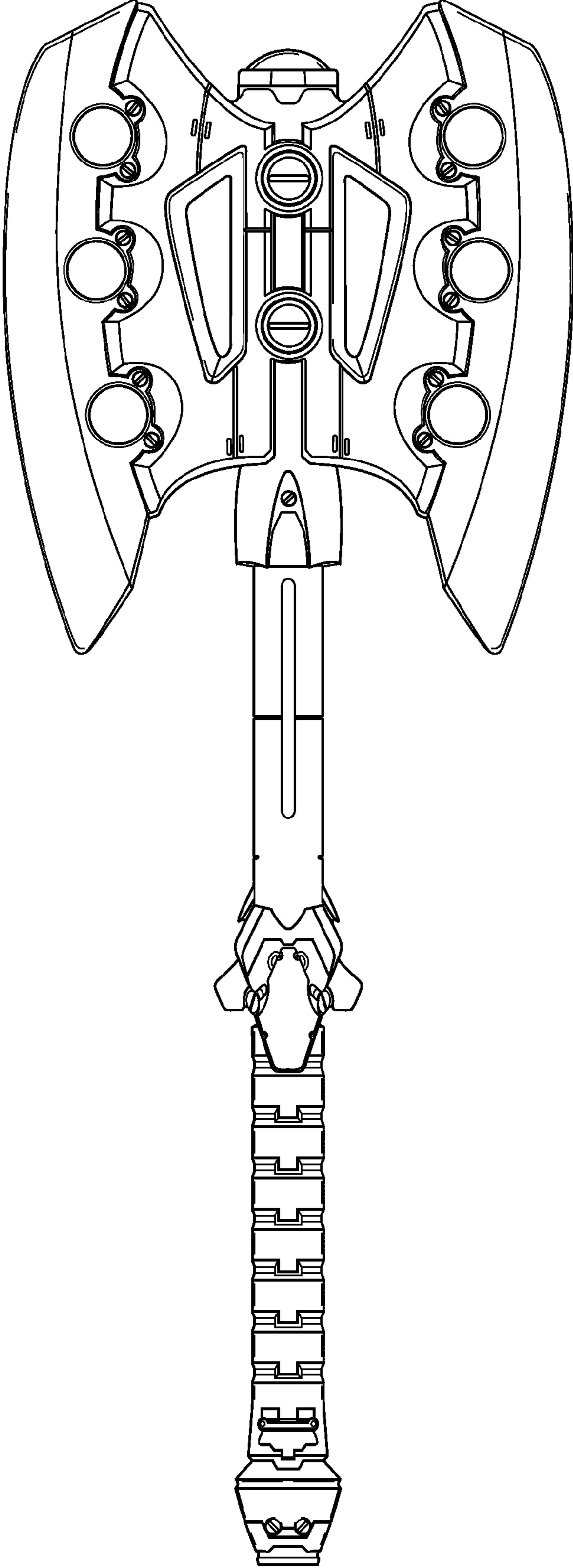


FIG. 3

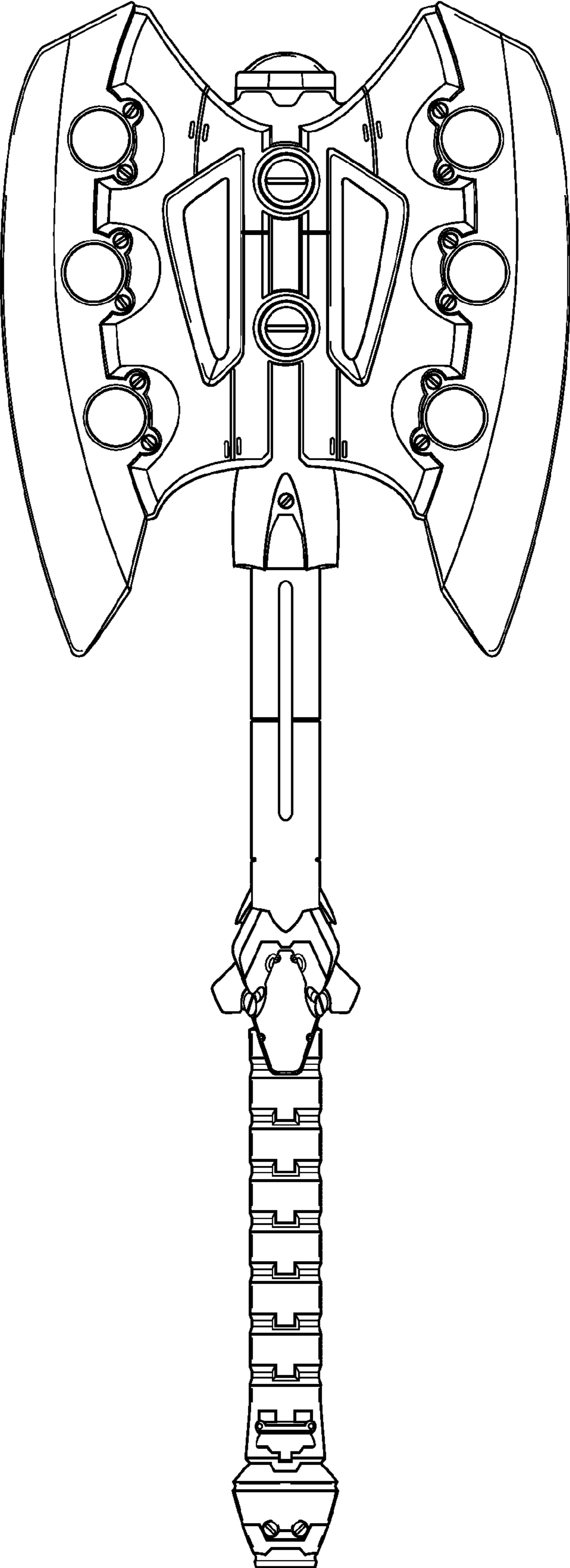


FIG. 4

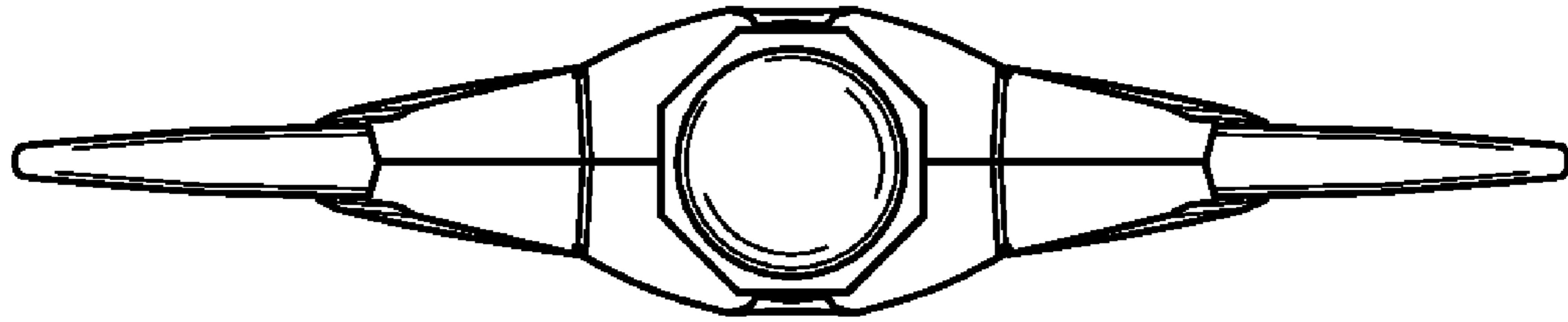


FIG. 5

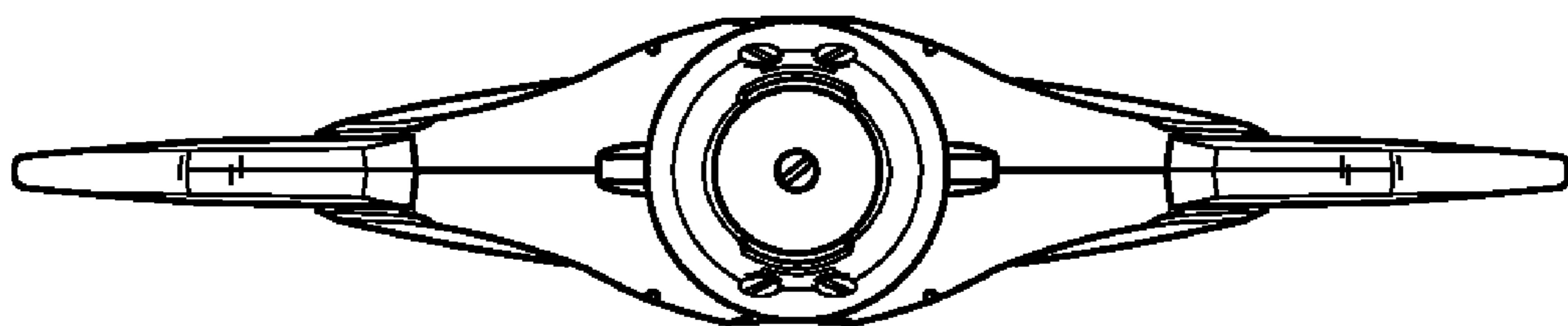


FIG. 6




FIG. 7

