



US00D622313S

(12) **United States Design Patent**
Nishiseko et al.

(10) **Patent No.:** **US D622,313 S**

(45) **Date of Patent:** **** *Aug. 24, 2010**

(54) **FRONT PANEL PORTIONS OF A PAPER FEEDER**

(75) Inventors: **Jun Nishiseko**, Higashiyamoto (JP);
Akira Kosugi, Hachioji (JP); **Hideo Yamamoto**, Kodaira (JP)

(73) Assignee: **Konica Minolta Business Technologies, Inc.**, Chiyoda-Ku, Tokyo (JP)

(*) Notice: This patent is subject to a terminal disclaimer.

(**) Term: **14 Years**

(21) Appl. No.: **29/328,071**

(22) Filed: **Nov. 18, 2008**

(30) **Foreign Application Priority Data**

May 20, 2008 (JP) 2008-012562

(51) **LOC (9) Cl.** **18-99**

(52) **U.S. Cl.** **D18/49**

(58) **Field of Classification Search** D18/36-41,
D18/44-56; 222/DIG. 1; 271/3.14, 8.1,
271/226, 278; 355/97, 98; 358/1.1; 399/1-7,
399/16, 75, 81, 107, 130, 155, 361, 365,
399/381-383, 388

See application file for complete search history.

(56) **References Cited**

U.S. PATENT DOCUMENTS

D529,077 S * 9/2006 Takahashi et al. D18/49
D537,473 S * 2/2007 Takahashi et al. D18/44
D537,474 S * 2/2007 Takahashi et al. D18/44

D557,736 S * 12/2007 Horiguchi et al. D18/39
D559,892 S * 1/2008 Horiguchi et al. D18/39
D574,425 S * 8/2008 Hidaka D18/40
D577,763 S * 9/2008 Hidaka et al. D18/39
D588,188 S * 3/2009 Minakawa et al. D18/39

FOREIGN PATENT DOCUMENTS

JP D1237402 4/2005

* cited by examiner

Primary Examiner—Caron Veynar

Assistant Examiner—Garth Rademaker

(74) *Attorney, Agent, or Firm*—Buchanan Ingersoll & Rooney PC

(57) **CLAIM**

The ornamental design for a front panel portions of a paper feeder, as shown and described.

DESCRIPTION

FIG. 1 is a top, front and right side perspective view of a front panel portions of a paper feeder showing our new design;

FIG. 2 is a top, front and left side perspective view thereof;

FIG. 3 is a front elevational view thereof;

FIG. 4 is a rear elevational view thereof;

FIG. 5 is a left side view thereof;

FIG. 6 is a right side view thereof;

FIG. 7 is a top plan view thereof; and,

FIG. 8 is a bottom plan view thereof.

The broken lines depict environmental subject matter only and form no part of the claimed design.

1 Claim, 7 Drawing Sheets

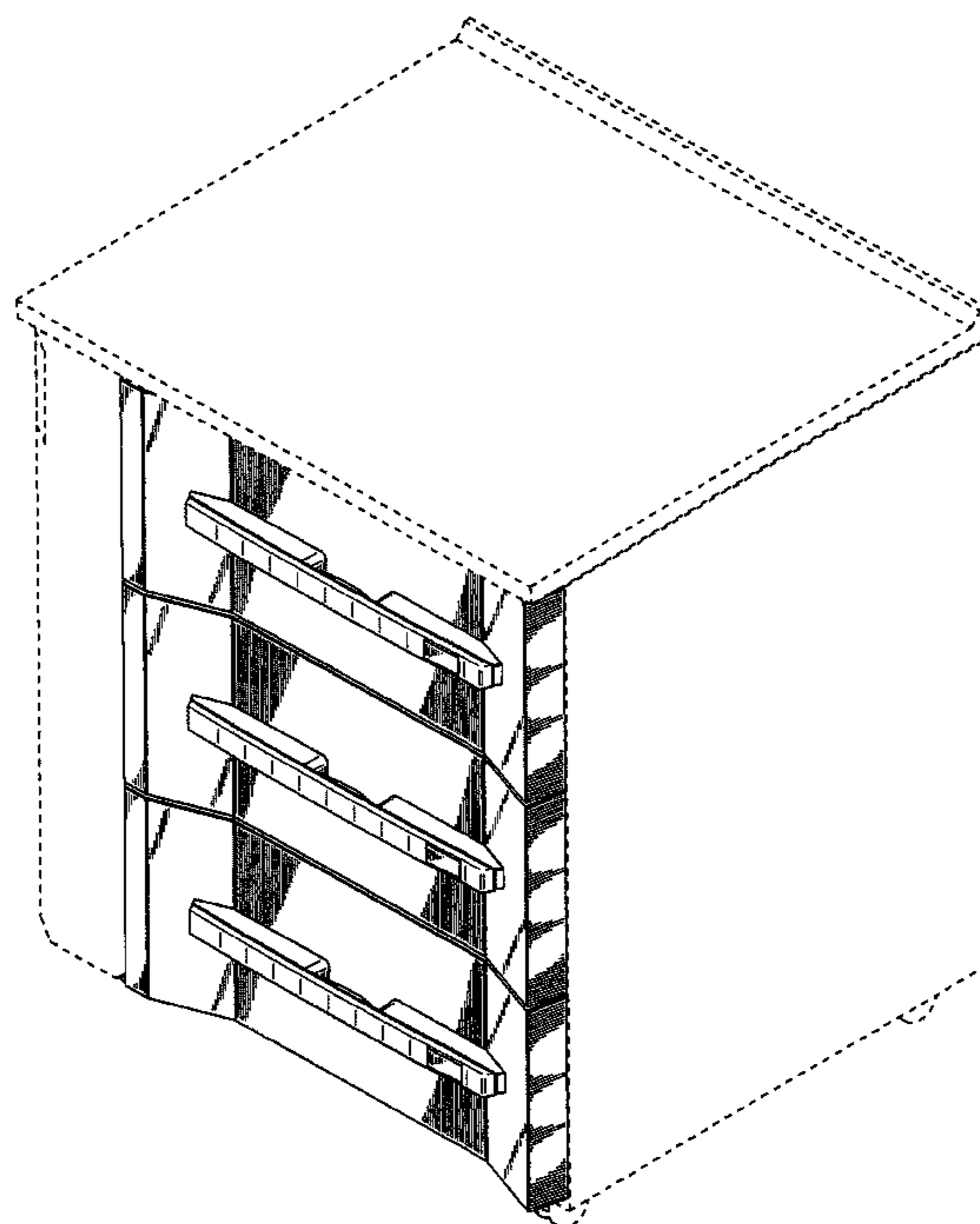


Fig. 1

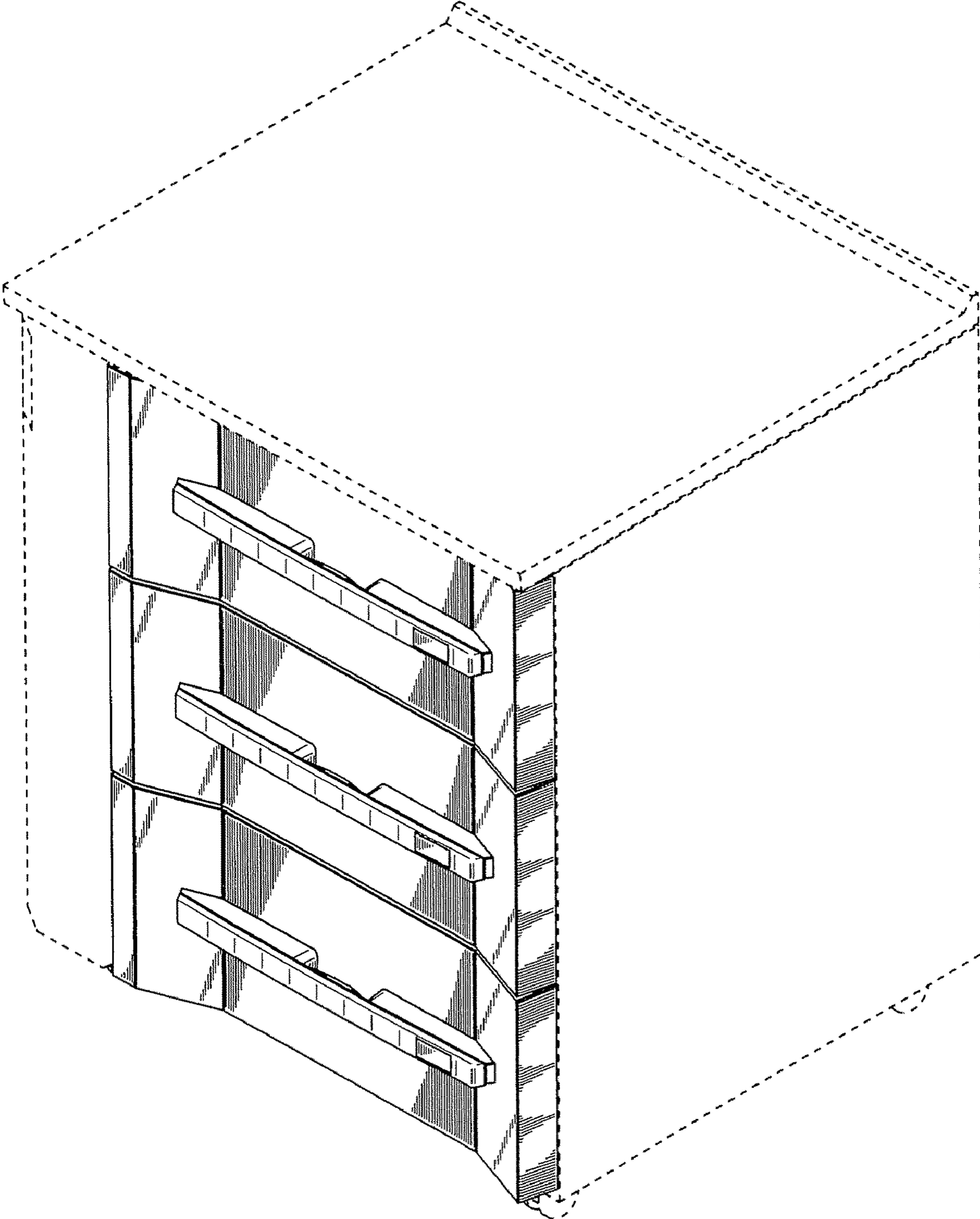


Fig. 2

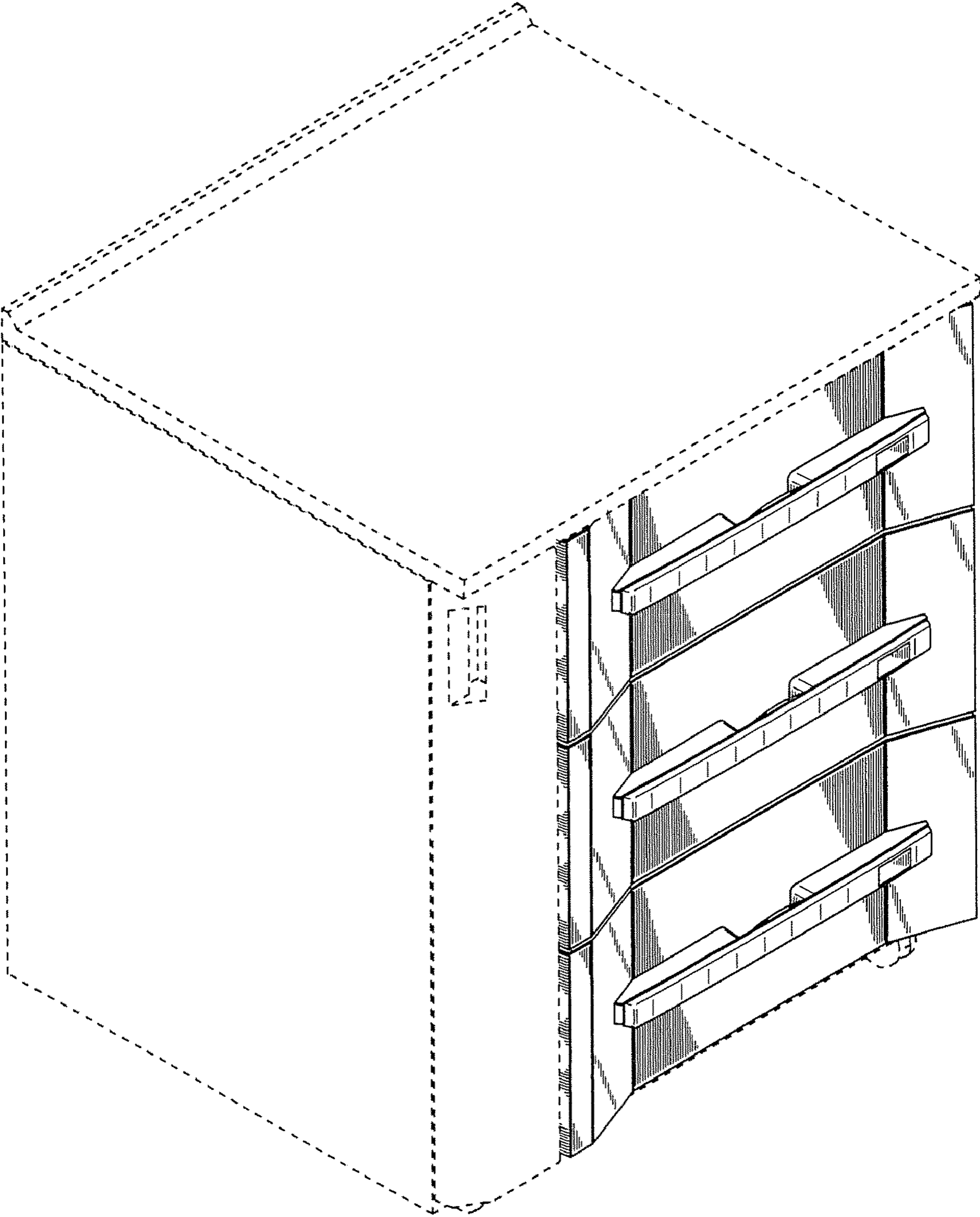


Fig. 3

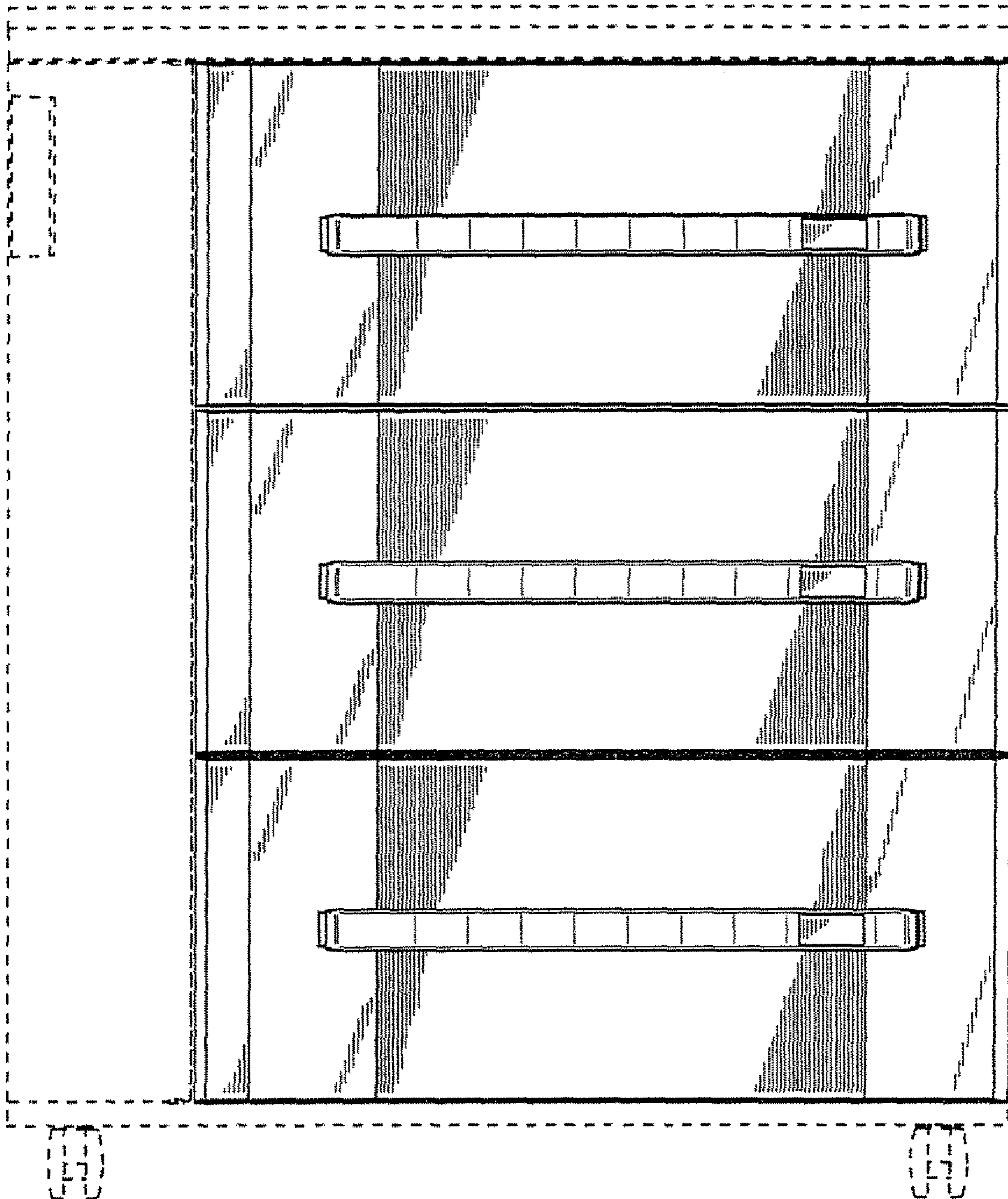


Fig. 4




Fig. 5




Fig. 6




Fig. 7



Fig. 8

