



US00D622283S

(12) **United States Design Patent**  
**Van Os**

(10) **Patent No.:** **US D622,283 S**

(45) **Date of Patent:** **\*\* Aug. 24, 2010**

(54) **GRAPHICAL USER INTERFACE FOR A DISPLAY SCREEN OR PORTION THEREOF**

(75) Inventor: **Marcel Van Os**, San Francisco, CA (US)

(73) Assignee: **Apple Inc.**, Cupertino, CA (US)

(\*\*) Term: **14 Years**

(21) Appl. No.: **29/282,842**

(22) Filed: **Jul. 30, 2007**

**Related U.S. Application Data**

(63) Continuation-in-part of application No. 29/281,695, filed on Jun. 28, 2007, which is a continuation-in-part of application No. 29/281,507, filed on Jun. 25, 2007, now Pat. No. Des. 608,366, which is a continuation-in-part of application No. 29/281,460, filed on Jun. 23, 2007, now Pat. No. Des. 604,305.

(51) **LOC (9) Cl.** ..... **14-04**

(52) **U.S. Cl.** ..... **D14/486**

(58) **Field of Classification Search** ..... D14/485-95; D18/24-33; D19/6, 52, 9, 10; D20/11; D21/324-33; 715/700-867, 973-77  
See application file for complete search history.

(56) **References Cited**

**U.S. PATENT DOCUMENTS**

5,737,558 A \* 4/1998 Knight et al. .... 715/788  
6,009,444 A \* 12/1999 Chen ..... 715/263  
D427,574 S 7/2000 Sawada et al.  
6,118,888 A \* 9/2000 Chino et al. .... 382/118  
6,219,046 B1 \* 4/2001 Thomas et al. .... 715/708

D453,166 S 1/2002 Ording  
6,731,316 B2 5/2004 Herigstad et al.  
7,165,226 B2 \* 1/2007 Thurner et al. .... 715/767  
D550,682 S \* 9/2007 Vieggers et al. .... D14/486  
D573,600 S \* 7/2008 Kaminaga ..... D14/486  
D574,392 S 8/2008 Kwag et al.  
7,447,998 B2 \* 11/2008 Hutcheson et al. .... 715/777  
D608,786 S \* 1/2010 Jasinski ..... D14/485

**OTHER PUBLICATIONS**

U.S. Appl. No. 29/282,841, van Os, Graphical User Interface for a Display Screen or Portion Thereof, filed Jul. 30, 2007.

\* cited by examiner

*Primary Examiner*—Melanie H Tung

(74) *Attorney, Agent, or Firm*—Sterne, Kessler, Goldstein & Fox PLLC

(57) **CLAIM**

The ornamental design for a graphical user interface for a display screen or portion thereof, as shown and described.

**DESCRIPTION**

FIG. 1 is a front view of a graphical user interface for a display screen or portion thereof showing my new design;

FIG. 2 is a front view of a second embodiment thereof;

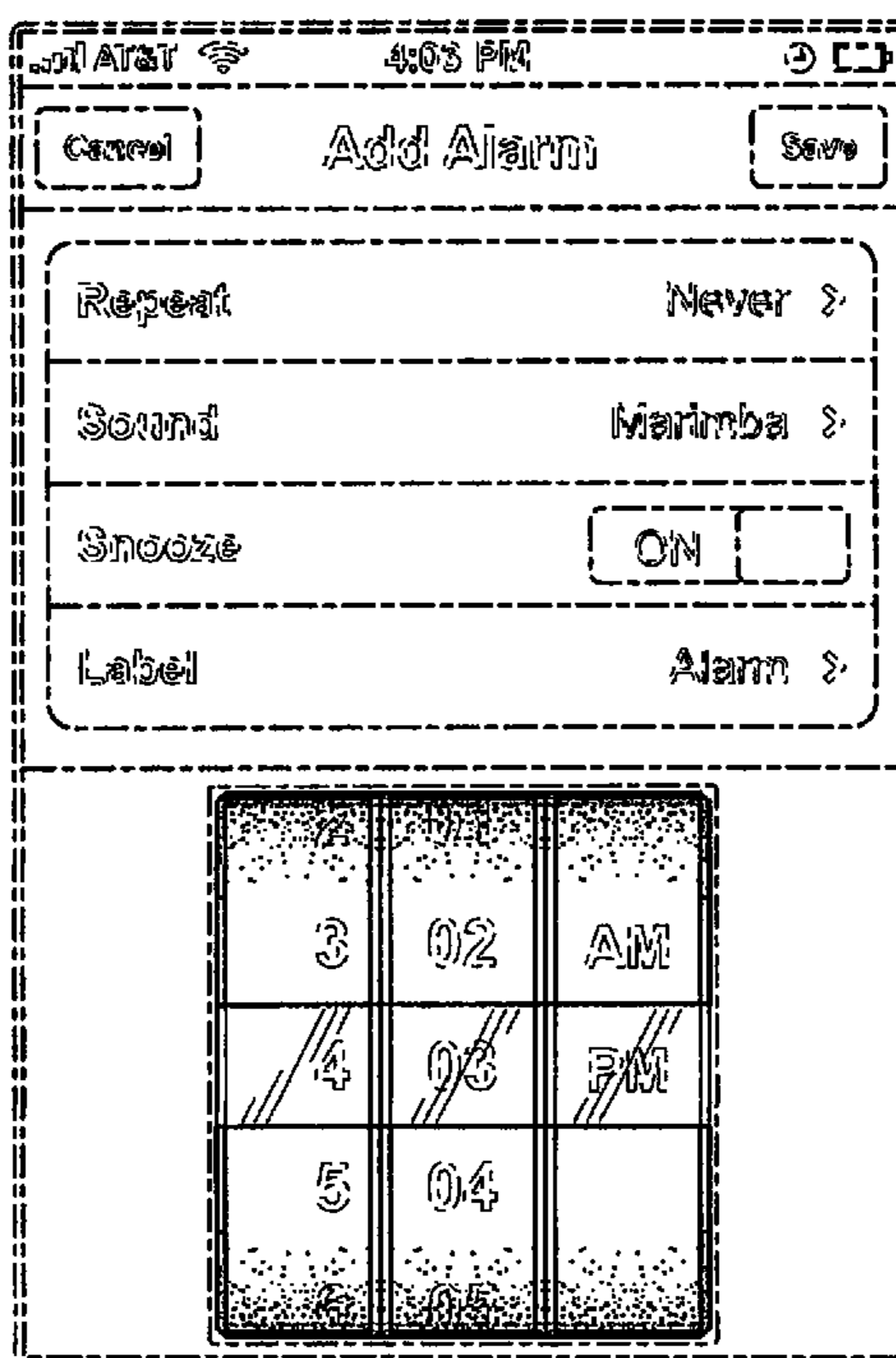
FIG. 3 is a front view of a third embodiment thereof;

FIG. 4 is a front view of a fourth embodiment thereof; and,

FIG. 5 is a front view of a fifth embodiment thereof.

The broken lines showing a portion of, a display screen, text and other elements in the Figure form no part of the claimed design.

**1 Claim, 5 Drawing Sheets**



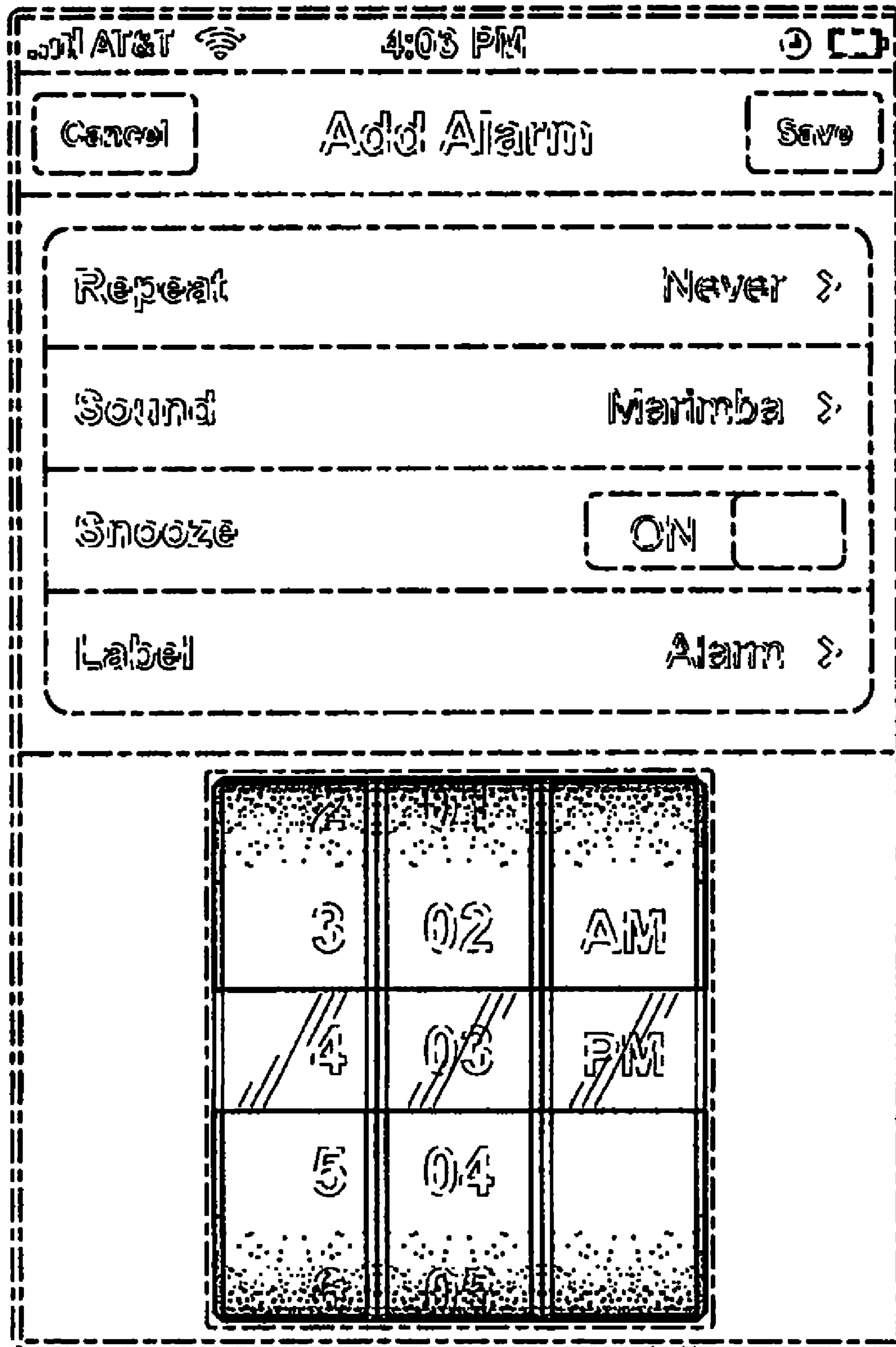


FIG. 1

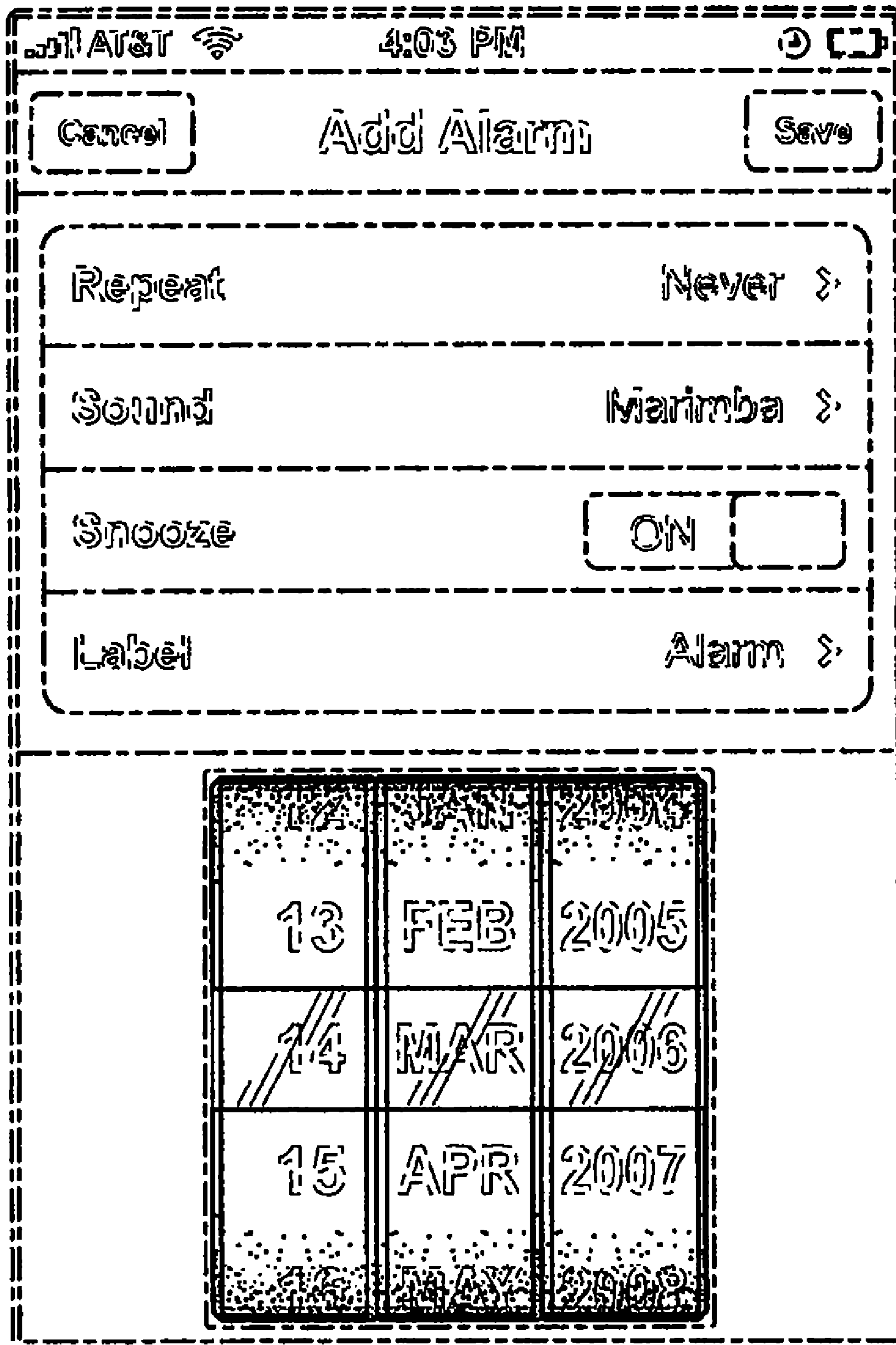


FIG. 2

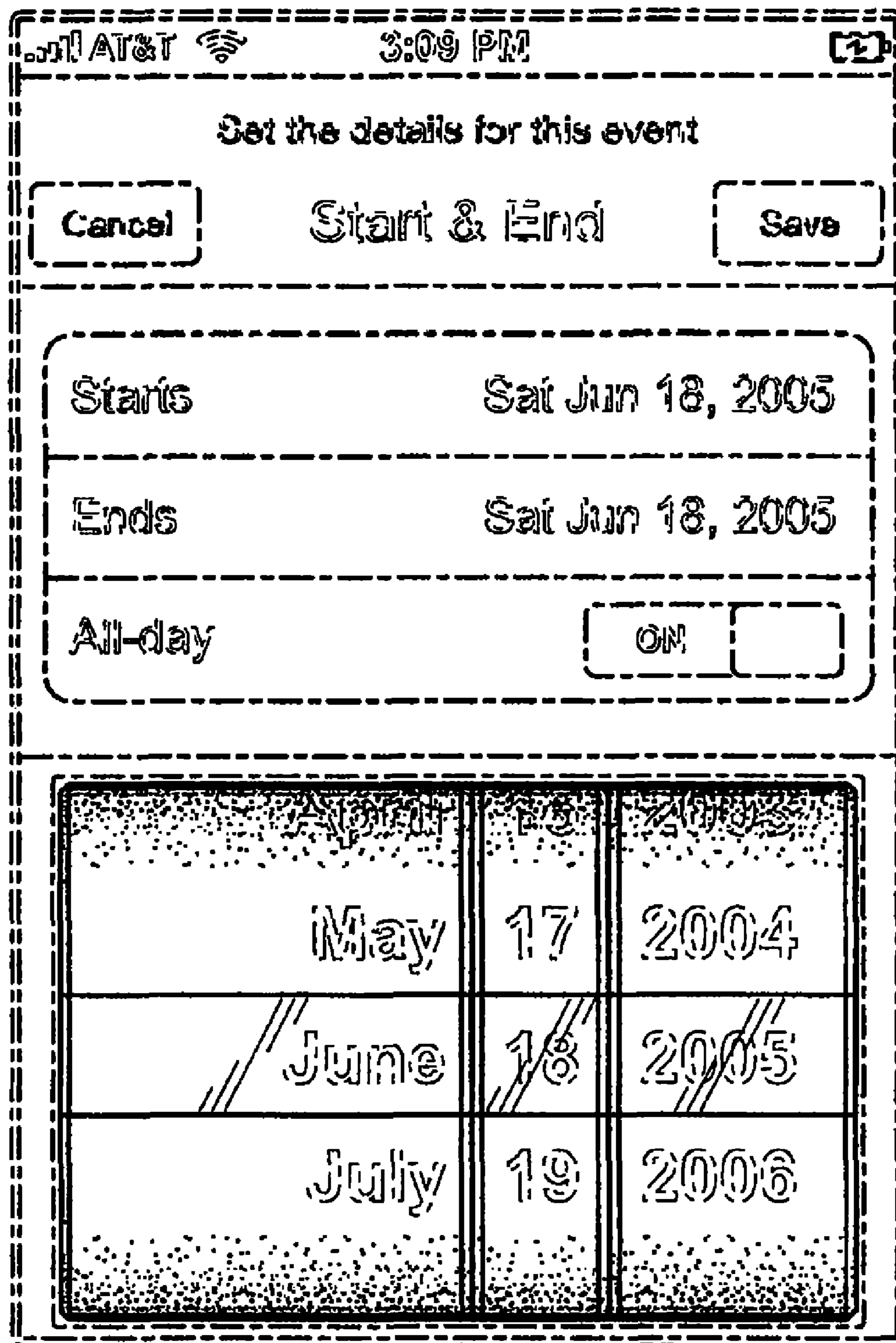


FIG. 3

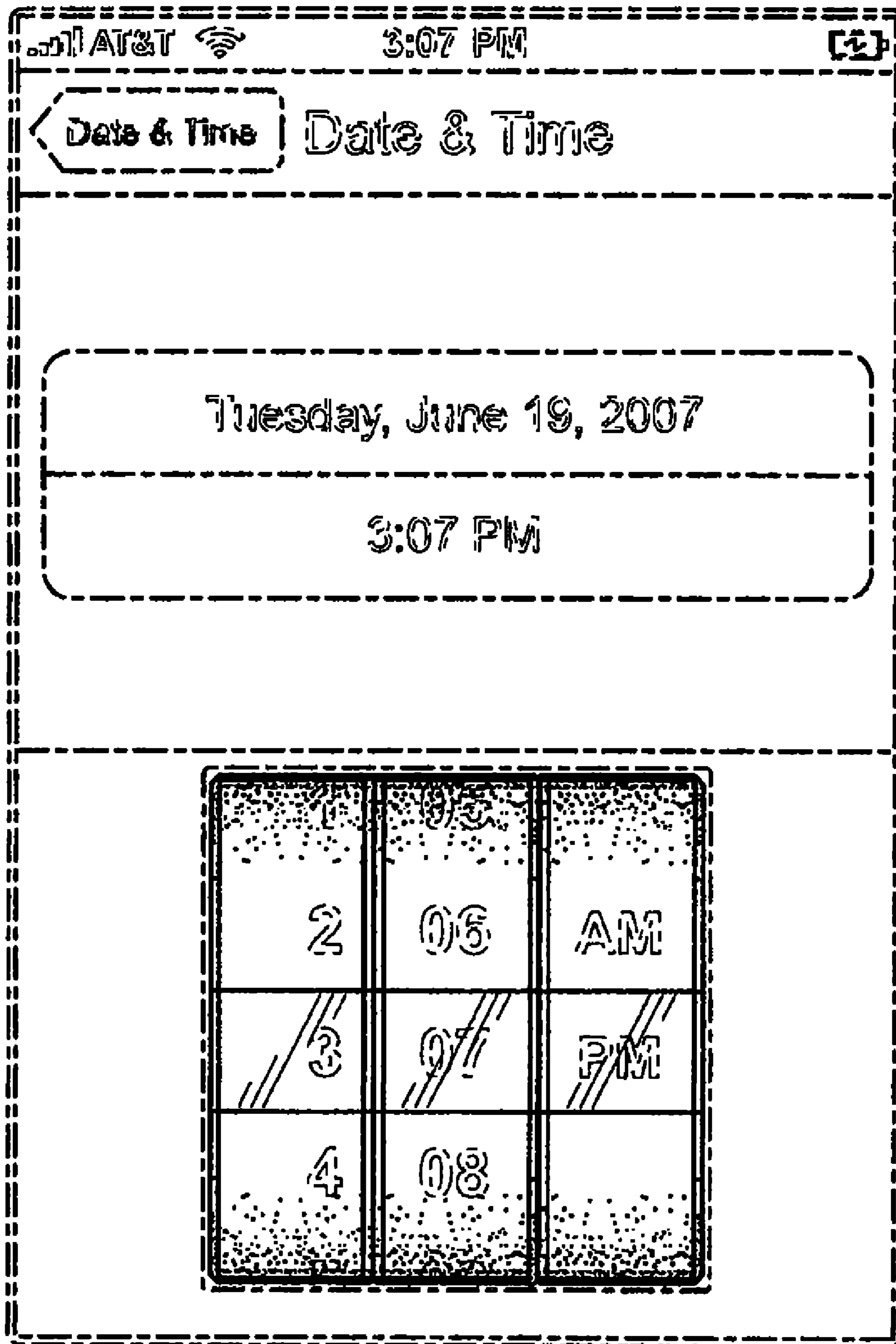


FIG. 4

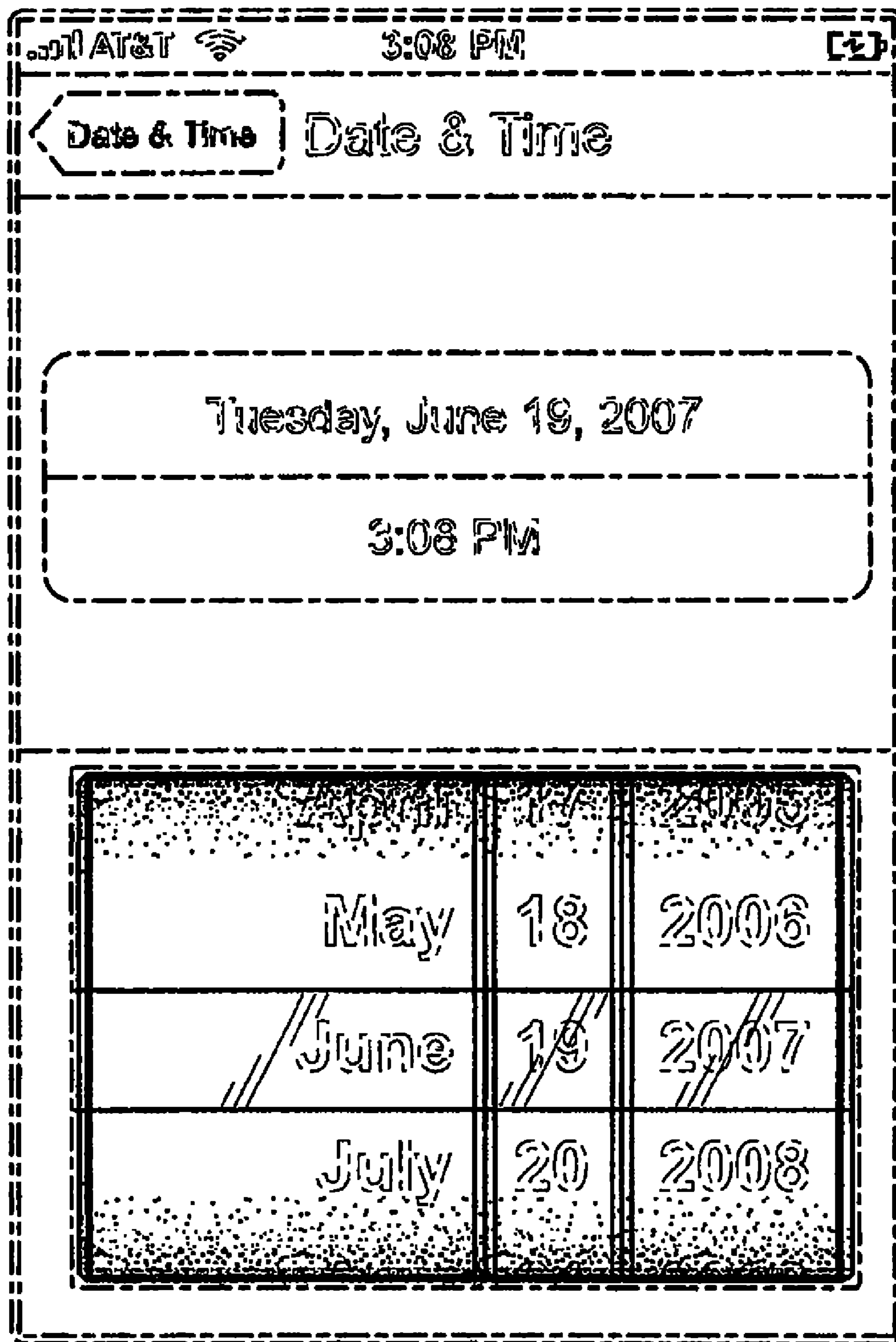


FIG. 5