

US00D622257S

(12) **United States Design Patent**  
**Hansson et al.**

(10) **Patent No.:** **US D622,257 S**  
(45) **Date of Patent:** **\*\* Aug. 24, 2010**

(54) **DIGITAL AUDIO PLAYER WITH MIXER**

D583,798 S \* 12/2008 Iijima et al. .... D14/168

(75) Inventors: **Martin Hansson**, Meguro-ku (JP);  
**Noriaki Kozuka**, Yokohama (JP);  
**Noriko Arakawa**, Minato-ku (JP)

FOREIGN PATENT DOCUMENTS

JP D1335065 S 6/2009

\* cited by examiner

(73) Assignee: **Wacom Co., Ltd**, Saitama (JP)

*Primary Examiner*—Nanda Bondade  
(74) *Attorney, Agent, or Firm*—Seed IP Law Group PLLC

(\*\*) Term: **14 Years**

(21) Appl. No.: **29/343,227**

(57) **CLAIM**

(22) Filed: **Sep. 9, 2009**

The ornamental design for a digital audio player with mixer,  
as shown and described.

(30) **Foreign Application Priority Data**

Mar. 12, 2009 (JP) ..... 2009-005532

**DESCRIPTION**

(51) **LOC (9) Cl.** ..... **14-01**

FIG. 1 is a top plan view of a digital audio player with mixer  
showing the new design;

(52) **U.S. Cl.** ..... **D14/168**

FIG. 2 is a bottom plan view of the digital audio player with  
mixer;

(58) **Field of Classification Search** ..... D14/496,  
D14/498–511, 162, 168, 171, 217, 203.1,  
D14/203.3–203.8; 360/99.02, 99.07; 369/75.11,  
369/75.21, 77.11, 77.21; 720/601, 612, 619,  
720/649, 655; 455/344, 347–351

FIG. 3 is a front elevational view of the digital audio player  
with mixer;

See application file for complete search history.

FIG. 4 is a back elevational view of the digital audio player  
with mixer;

(56) **References Cited**

U.S. PATENT DOCUMENTS

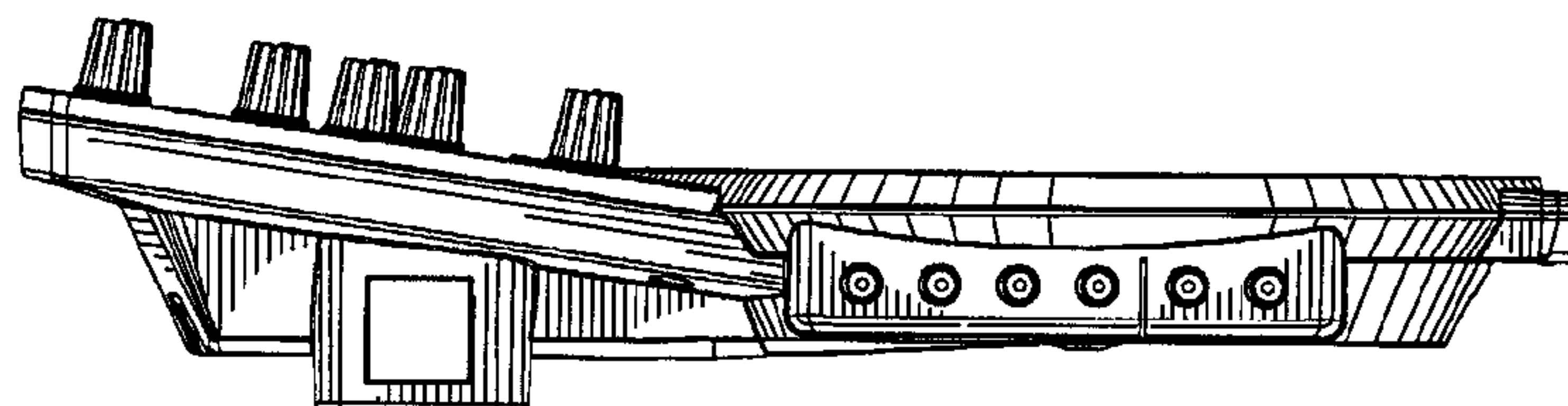
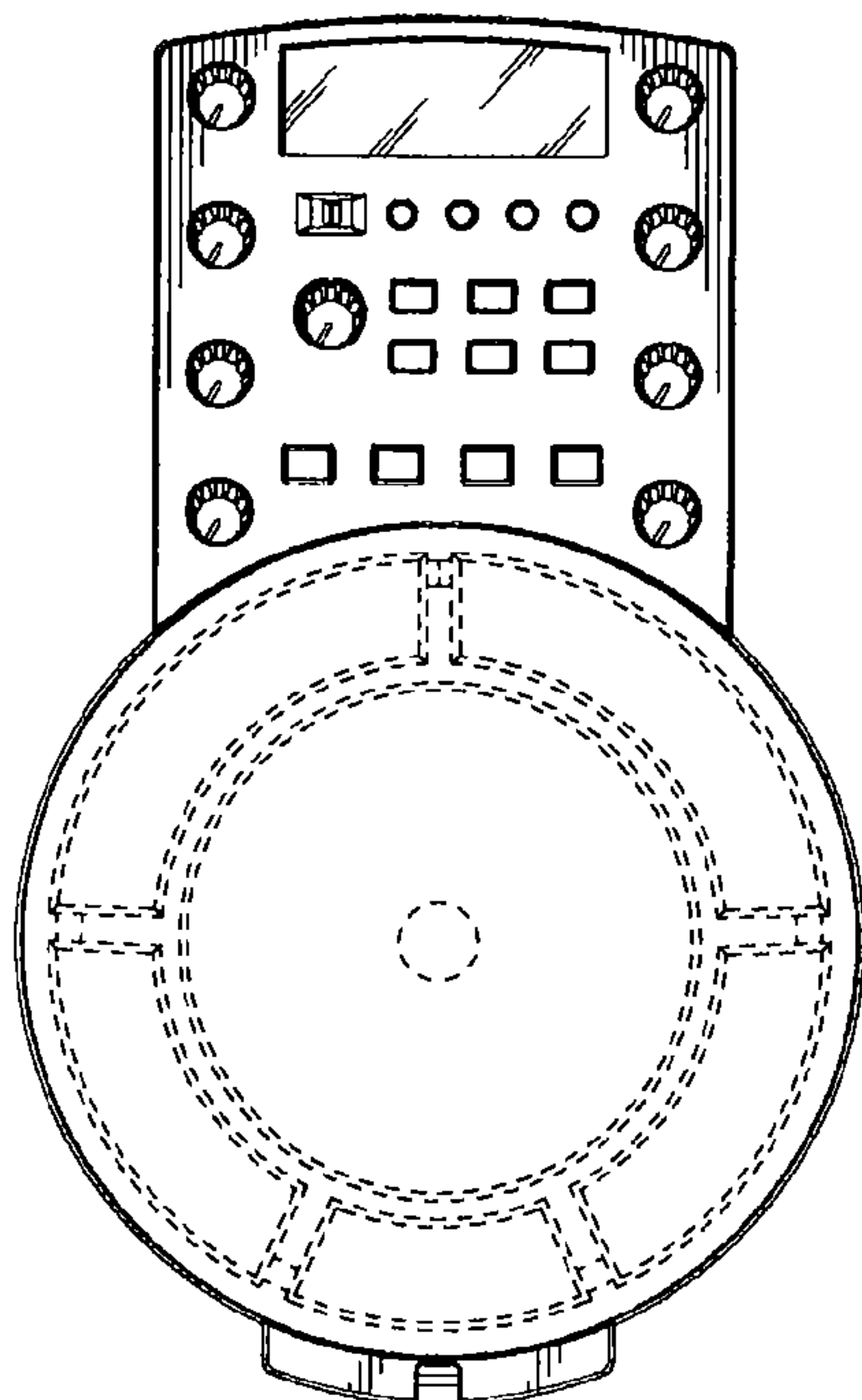
D349,290 S \* 8/1994 Christensen et al. .... D14/217  
D454,552 S \* 3/2002 Nakane ..... D14/168  
D496,922 S \* 10/2004 Kimura ..... D14/500  
D522,985 S \* 6/2006 Hasegawa et al. .... D14/499  
D555,144 S \* 11/2007 Takita et al. .... D14/203.1

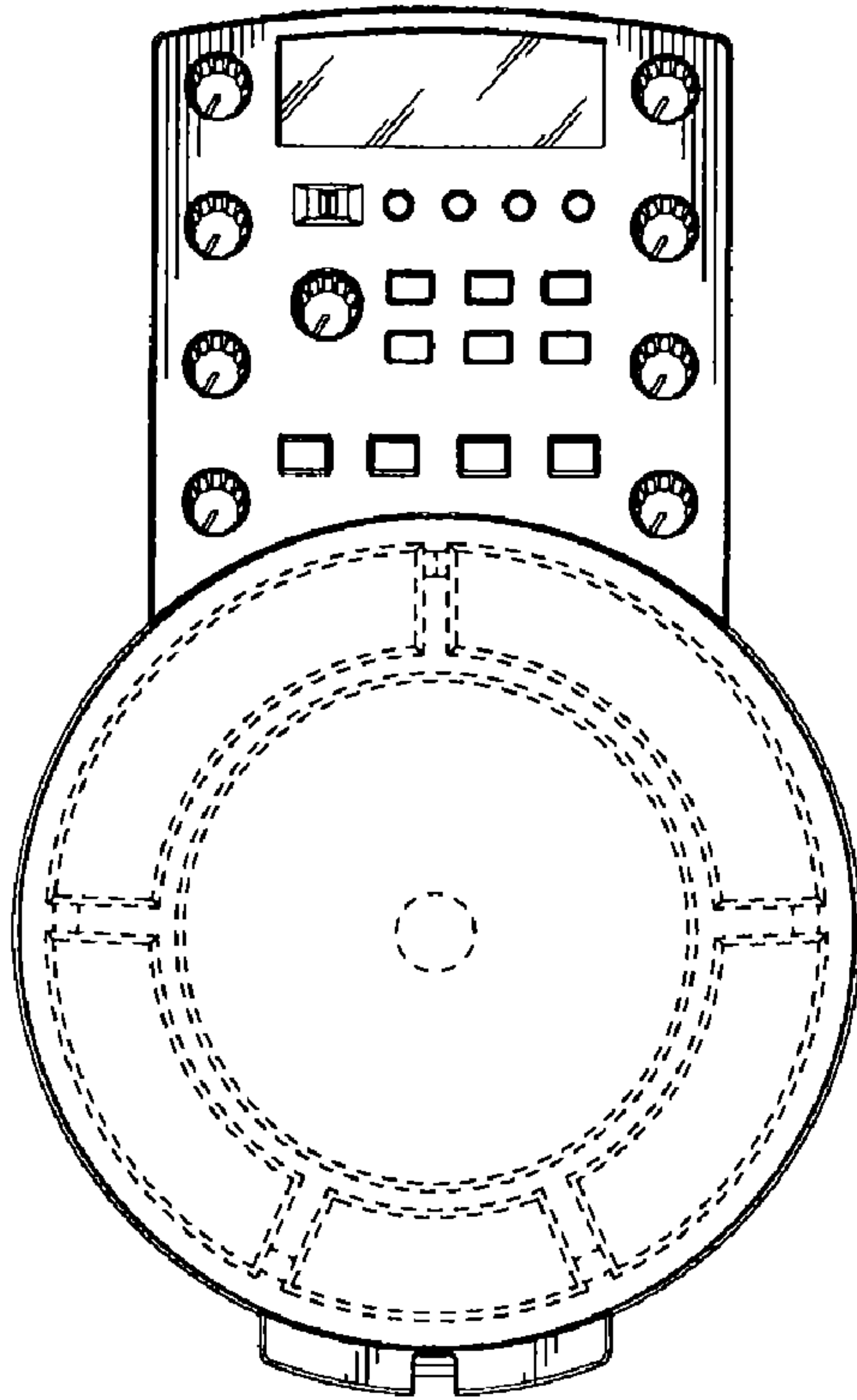
FIG. 5 is a right side elevational view of the digital audio  
player with mixer; and,

FIG. 6 is a left side elevational view of the digital audio player  
with mixer.

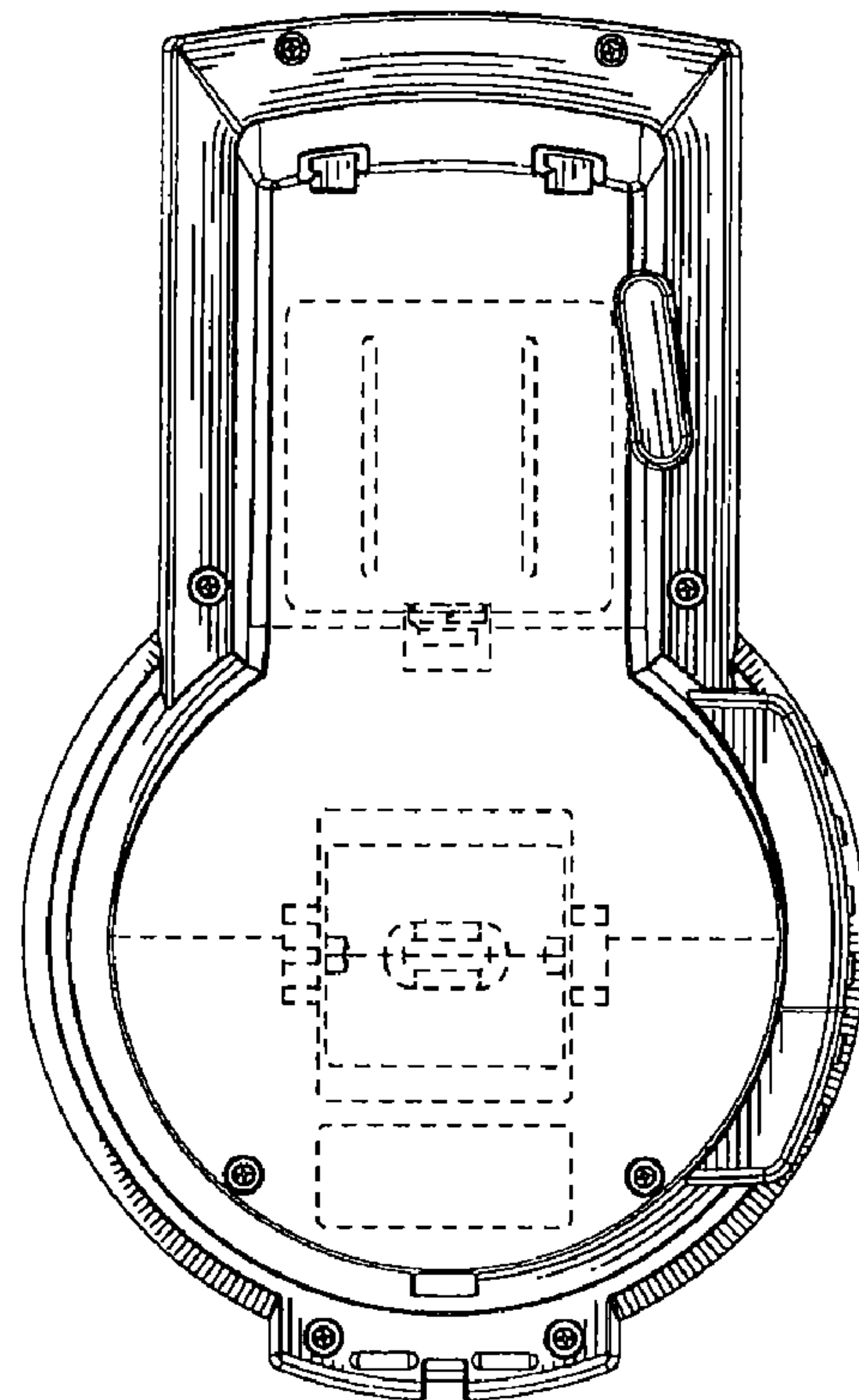
The subject matter shown in broken lines in FIGS. 1 and 2 is  
disclaimed and forms no part of the claimed design.

**1 Claim, 2 Drawing Sheets**






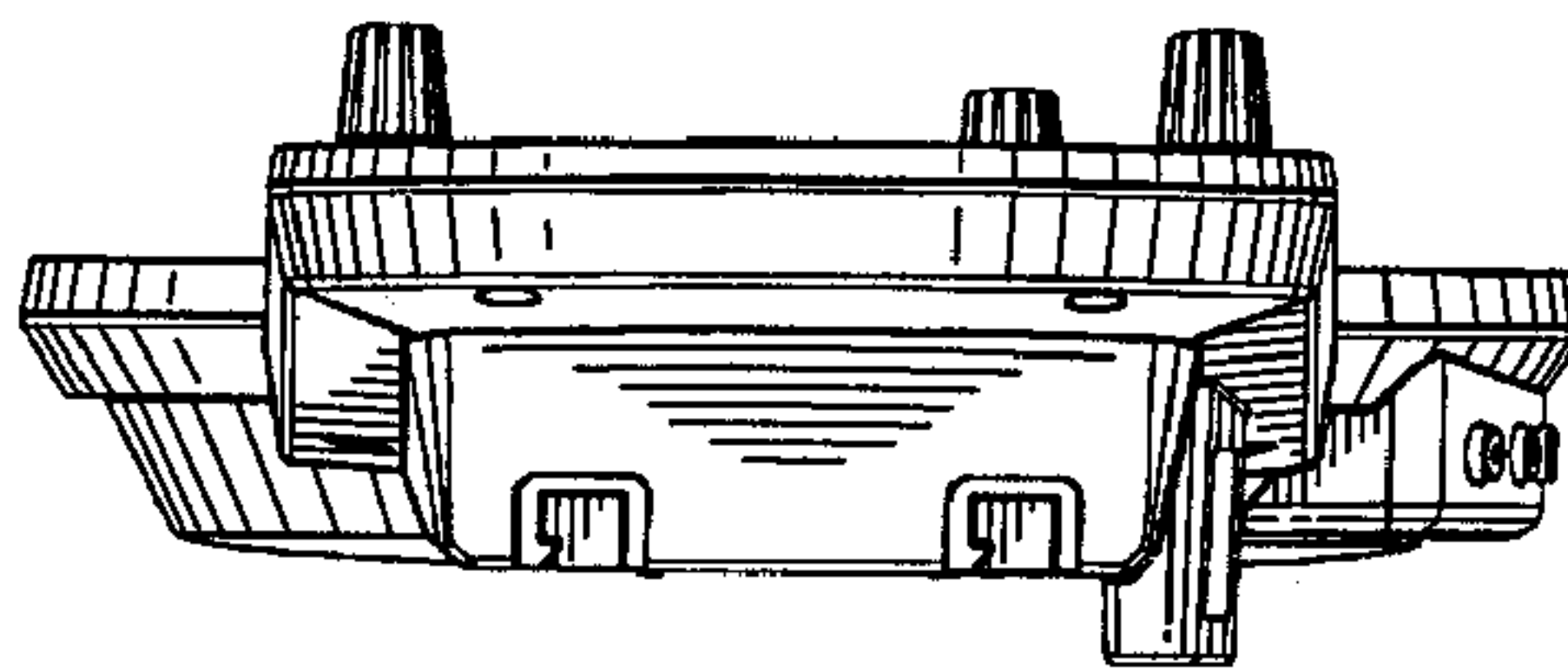
*Fig. 1.*



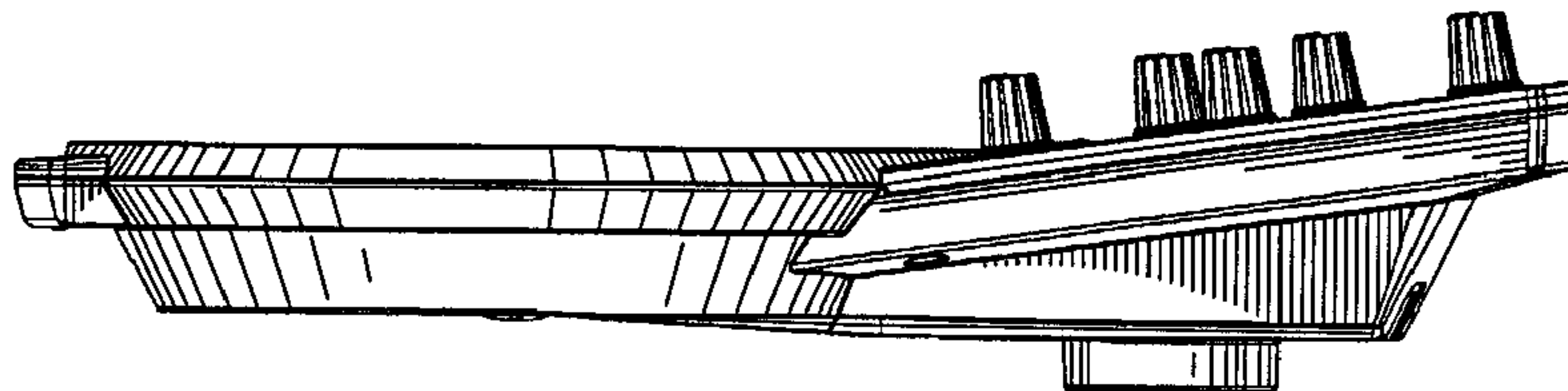
*Fig. 2.*



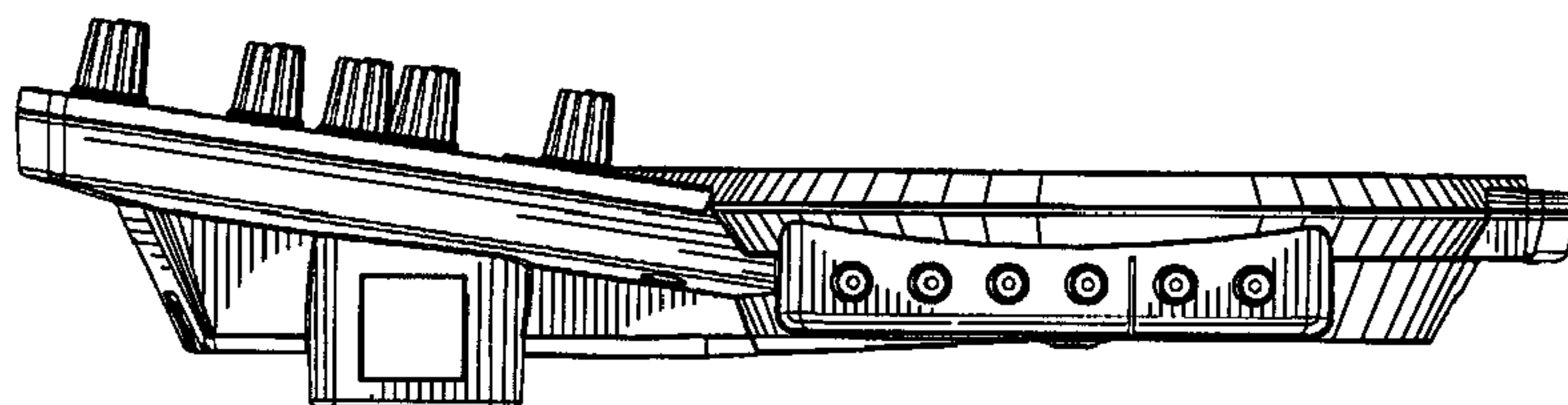
*Fig. 3.*



*Fig. 4.*



*Fig. 5.*



*Fig. 6.*

UNITED STATES PATENT AND TRADEMARK OFFICE  
**CERTIFICATE OF CORRECTION**

PATENT NO. : Des. 622,257 S  
APPLICATION NO. : 29/343227  
DATED : August 24, 2010  
INVENTOR(S) : Martin Hansson et al.

Page 1 of 1


It is certified that error appears in the above-identified patent and that said Letters Patent is hereby corrected as shown below:

Title Page, Item 75, Inventors:

“Noriaki Kozuka, Yokohama (JP)” should read, --Noriaki Kozuka, Yokohama-shi (JP)--.

Signed and Sealed this

Seventh Day of December, 2010

A handwritten signature in black ink that reads "David J. Kappos". The signature is written in a cursive, flowing style.

David J. Kappos  
*Director of the United States Patent and Trademark Office*